

**AGENDA**  
**PARKS AND RECREATION COMMISSION**  
**EAST ANAHEIM COMMUNITY CENTER**  
**8201 E. SANTA ANA CANYON RD., ANAHEIM, CA 92808**  
**April 22, 2026 – 6:00 p.m.**

**COMMISSIONERS**

CarlottaRhea Clark, Chair  
Greg Martin, Vice Chair  
Jim Cook  
Bill Couture  
Tony Flores  
Robert Ryan  
Fred Sigala, Jr.

**STAFF**

Sjany Larson-Cash, Director  
Anaheim Sporn, Deputy Director  
JJ Jimenez, Parks Manager  
Ana Straabe, Principal Project Planner  
Kamila Rodriguez, Senior Secretary

**EX-OFFICIO MEMBERS**

Jose Paolo Magcalas, Anaheim Union High School District  
Luis Flores, Centralia School District  
Andrea Yamasaki, Orange Unified School District  
Paul Juarez, Placentia Yorba Linda Unified School District  
Christina Karanick, Savanna Elementary School District  
Juan Gabriel Alvarez, Anaheim Elementary School District  
Patricia Soave, Magnolia School District

**PUBLIC PARTICIPATION / SPECIAL NOTE TO OUR GUESTS AND VISITORS**

If you desire to address the Commission, you will have 3 minutes when called upon under Agenda Item #3, Unscheduled Public Communication. In addition, members of the public can submit comments electronically for the Parks and Recreation Commission's consideration by sending them to [krdriguez1@anaheim.net](mailto:krdriguez1@anaheim.net). **To ensure distribution to the Parks and Recreation Commission prior to consideration of the agenda, please submit comments prior to 12:00 p.m., the day of the meeting.** Those comments, as well as any comments received after 12:00 p.m., will be distributed to the Parks and Recreation Commissioners and will be made part of the official public record of the meeting. Contact Kamila Rodriguez at [krdriguez1@anaheim.net](mailto:krdriguez1@anaheim.net) with any questions.

1. CALL TO ORDER
2. PLEDGE OF ALLEGIANCE
3. UNSCHEDULED PUBLIC COMMUNICATION
4. SCHEDULED COMMUNICATION
5. APPROVAL OF THE MINUTES
  - a) March 25, 2026
6. NEW BUSINESS
  - a) Parks, Recreation, Neighborhood & Human Services Fees For FY 2026/2027
7. REPORTS
  - a) Park Ranger Report – March
  - b) Recreation, Human & Neighborhood Services Activity Report – February/March
  - c) Parks Capital Project Progress Report
8. INFORMATIONAL ITEMS
9. ADJOURNMENT – The next meeting will be held on **May 27, 2026 at 6:00 p.m. – Downtown Anaheim Community Center**

All agenda items and backup materials are available for review at the Community Services Department and Anaheim.net. Any writings or documents provided to a majority of the Parks and Recreation Commission regarding any items on this agenda (other than writings legally exempt from public disclosure) will be made available for public inspection in the Community Services Offices, 200 S. Anaheim Blvd., 4<sup>th</sup> Floor, Anaheim, CA 92805, during regular business hours.

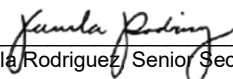
If requested, the agenda and backup materials will be made available in appropriate alternative formats to persons with a disability, as required by Sec. 202 of the Americans with Disabilities Act of 1990 (42 U.S.C. Sec. 12132) and the federal rules and regulations adopted in implementation thereof.

Any person who requires a disability-related modification or accommodation, including auxiliary aids or services, in order to observe and/or offer public comment may request such reasonable modification, accommodation, aid, or service by contacting the Community Services Department at 200 S. Anaheim Blvd., 4<sup>th</sup> Floor, Anaheim CA or by telephone at (714) 765-5155, no later than 10:00 AM on the day preceding the scheduled meeting.

**CERTIFICATION OF POSTING**

I hereby certify that a complete copy of this agenda was posted at or before 5:00 p.m. on Friday, April 17, 2026 at the following locations:  
City Hall Display Kiosk – 200 S. Anaheim Blvd. Anaheim, CA 92805  
East Anaheim Community Center – 8201 E. Santa Ana Canyon Rd., Anaheim, CA 92808

Signed: \_\_\_\_\_

  
Kamila Rodriguez, Senior Secretary

## MINUTES

**PARKS AND RECREATION COMMISSION  
DOWNTOWN ANAHEIM COMMUNITY CENTER  
250 E. CENTER ST., ANAHEIM, CA 92805  
March 25, 2026 – 6:00 p.m.**

### COMMISSIONERS PRESENT:

Greg Martin, Vice Chair  
Jim Cook  
Bill Couture  
Tony Flores  
Robert Ryan  
Fred Sigala, Jr.

### STAFF PRESENT:

Sjany Larson-Cash, Director  
Anaheim Sporn, Deputy Director  
JJ Jimenez, Parks Manager  
Ana Straabe, Principal Project Planner  
Kamila Rodriguez, Senior Secretary

### COMMISSIONERS ABSENT:

CarlottaRhea Clark, Chair

## **A G E N D A**

## **A C T I O N   T A K E N**

---

1. **CALL TO ORDER:** Vice Chair Martin called the meeting to order at 6:00 p.m.
2. **PLEDGE OF ALLEGIANCE:** Commissioner Couture led the Pledge of Allegiance.
3. **UNSCHEDULED PUBLIC COMMUNICATION:** Art Castillo thanked the Commission and staff for the recent mural installment at Center Greens and commented on his years of residency in Anaheim.
4. **NEW BUSINESS (Taken out of order):**
  - a) **Approval of Master Plan for Meadow Park:** JJ Jimenez, along with Christine Saunders and Matthew Hicks on behalf of OCVIBE, presented the proposal of the Master Plan for Meadow Park.

Questions were answered regarding park maintenance, connectivity to surrounding neighborhoods, parking, and construction completion date.

Commissioner Ryan made a motion to approve the proposed Master Plan of River Park, seconded by Commissioner Cook. The motion was approved with six votes in favor.

5. **SCHEDULED COMMUNICATION:**

- a) **Maxwell Dog Park Update:** JJ Jimenez provided an update on improvements at Maxwell Dog Park including efforts made by City staff at “The Big Give” annual employee volunteer event held on March 21, 2026.

Commissioner Couture thanked volunteers and staff and commented on the positive reaction of park patrons in response to the improvements.

Questions were answered regarding plans for new dog parks in District 6, quantity of plants added during the event, and irrigation.

Commissioner Sigala left the meeting.

6. **APPROVAL OF THE MINUTES:** Vice Chair Martin presented the January 28, 2026 Minutes for changes or corrections. Commissioner Ryan made a motion to accept the Minutes, seconded by Commissioner Cook. The motion was approved with 5 votes in favor. Vice Chair Martin accepted the Minutes.

6. **REPORTS:**

- a) **Park Ranger Report – January/February:** Anaheim Sporn presented the report and noted several updates to its format, including the addition of new parks and a new category in the final column. This category will rotate monthly to highlight positive activities observed in City parks. She clarified that the “Skate Boarding” data reflects both activity observed in parks where skate park amenities are provided and advisements issued in parks where skateboarding is not permitted. She also noted that the “Syringe” category has been revised to “Syringe/Other” to more accurately capture a range of items associated with substance use that are encountered in parks. Lastly, she provided an update to the Commission regarding coyote sightings reported in December at Eucalyptus Park.
  
- a) **Recreation, Human & Neighborhood Services Activity Report – December 2025/January 2026:** Anaheim Sporn presented the report and highlighted several seasonal initiatives, including the Nutcracker Holiday Craft Village and Tree Lighting, the Community Services Department’s annual Adopt-a-Family program, that served 110 families this year, as well as a variety of winter holiday celebrations hosted at Family Resource Centers and through the Older Adults Program. She further noted that, in alignment with a key recommendation from the 2024 Anaheim Youth & Families and Older Adults Needs Assessment, our Youth Programs hosted events that encouraged strengthening relationships and building trust between participants and local law enforcement as a means of enhancing safety.
  
- b) **Parks Activity Report – January/February:** JJ Jimenez presented the report, highlighting ongoing efforts to prepare ballfields for the upcoming baseball season. He also noted the continued partnership with Love Anaheim, including recent park enhancements at Circle Park. JJ reported on the replenishment of sand at the Pioneer Park play area and discussed the limitations associated with the use of this substrate. He further highlighted the ongoing replacement of Park Rules signage with the newly designed version. Additionally, JJ addressed a recent increase in copper wire theft incidents impacting lighting at several parks. He concluded by sharing updates on recent events attended by TreePower staff, as well as the YMCA’s Frost Festival held at Brookhurst Park.
  
- c) **Parks Capital Project Progress Report:** Ana Straabe presented the report, beginning with an update on the Brookhurst Splash Pad project, noting that construction has commenced and is anticipated to be completed in late summer 2026. She then informed the Commission of the addition of two new pickleball courts at the Olive Hills Tennis Courts, constructed within previously unused space at the facility. Lastly, she reported that the Rio Vista Park Improvements project has been officially completed.

Questions were answered regarding a potential commissioning event for the completed Center Greens mural.

7. **INFORMATIONAL ITEMS:** Anaheim Sporn provided the 2026 Spring Activity Guide to the Commission and highlighted the America 250 poster contest being hosted in partnership with the United States Conference of Mayors.

Sjany Larson-Cash shared the recent City Council approval of an increase to Park In-Lieu Fees, which will be raised by nearly 100 percent.

8. **ADJOURNMENT:** Vice Chair Martin adjourned the meeting at 7:38 p.m.



# City of Anaheim COMMUNITY SERVICES DEPARTMENT

**DATE:** APRIL 22, 2026  
**TO:** PARKS AND RECREATION COMMISSION  
**FROM:** SJANY LARSON-CASH, DIRECTOR *S. Larson-Cash*  
**SUBJECT:** PARKS, RECREATION, NEIGHBORHOOD AND HUMAN SERVICES  
FEES FOR FY 2026/27

---

## **RECOMMENDATION:**

That the Parks and Recreation Commission recommend that the City Council establish fees to be charged for Parks, Recreation, Neighborhood and Human Services programs and services commencing on September 1, 2026.

## **DISCUSSION:**

The Community Services Department offers a variety of innovative facilities, programs and services to improve the quality of life in Anaheim. Many of these programs are offered free of charge, while a few are assessed a nominal fee. As a part of this year's budget preparation process, staff has evaluated current user fees for various programs and services. These include fees for park and facility rentals, youth enrichment activities and camps, recreation classes, special events, and other Community Services programs. These fees were last updated in FY 2025/26, and since then costs related to these programs and services continue to increase. As such, a 3% increase rounded up to the next dollar is being proposed for all user fees to offset rising labor and program material costs. A summary of the existing fees and proposed increases are detailed in the attachment provided.

The Parks and Recreation Commission is responsible for reviewing these proposed fees and making recommendations concerning fee adjustments to the City Council. City Council approval of these fees would allow them to take effect thirty days after adoption. When reviewing the proposed fees, please note that the list of fees does not include the many free programs offered at local parks, playgrounds, community centers, family resource centers, and youth centers. These services continue to be supported by General Fund dollars and other revenue sources to benefit all Anaheim residents.

Staff is confident that care has been taken to adjust fees as necessary and is cognizant of the desire to keep our fee structure as reasonable and moderate as possible for residents.

## **IMPACT ON THE BUDGET:**

The proposed fees will be included as part of the revenues projected in the proposed FY 2026/27 budget for the Community Services Department.

Attachment



### Current Fees and Proposed Fee Adjustments

	Current Fee	3% Increase/New Fee Price (rounded up to the next dollar)
<b><u>STANDARD FACILITY RENTAL FEES</u></b>		
Facility Rental Application Processing Fee	\$ 23 /application/facility	\$ 24 /application/facility
Facility Rental Transfer/Change Fee	\$ 13 /occurrence	\$ 14 /occurrence
Facility Rental Application Rush Fee (less than 10 working days prior to event)	\$ 28 /application/facility	\$ 29 /application/facility
Late Insurance Certificates	\$ 28 /rental	\$ 29 /rental
Late Payment Fee (per contract payment schedule)	\$ 28 /scheduled payment	\$ 29 /scheduled payment
Staffing (as required)	\$ 26 /hr./staff member	\$ 27 /hr./staff member
Extra Staff Fee (Senior Program Specialist)	\$ 36 /hr./staff member	\$ 38 /hr./staff member
Parking Lot Rental	\$ 10 /space	\$ 11 /space
<b><u>RECREATION FACILITIES</u></b>		
<b><u>BROOKHURST COMMUNITY CENTER (Rental Fees for events at Brookhurst Community Center)</u></b>		
<b><u>MULTIPURPOSE ROOM RENTAL - Non-Prime Time (Monday-Friday, Sunday)</u></b>		
<b><u>EAST</u></b>		
Non-Resident Commercial	\$ 109 /hr.	\$ 113 /hr.
Resident Commercial	\$ 95 /hr.	\$ 98 /hr.
Non-Resident	\$ 89 /hr.	\$ 92 /hr.
Non-Resident/Non-Profit	\$ 84 /hr.	\$ 87 /hr.
Resident	\$ 66 /hr.	\$ 68 /hr.
Resident/Non-Profit* (*Resident/Non-Profit receives 2 hours of free use per month)	\$ 61 /hr.	\$ 63 /hr.
Security Deposit	\$ 547 /rental	\$ 564 /rental
Set-up Fee	\$ 46 /rental	\$ 48 /rental
Before/After Hours Fee	\$ 56 /hr.	\$ 58 /hr.
Weekday Security Deposit (Alcohol)	\$ 821 /rental	\$ 846 /rental
<b><u>WEST</u></b>		
Non-Resident Commercial	\$ 84 /hr.	\$ 87 /hr.
Resident Commercial	\$ 70 /hr.	\$ 73 /hr.
Non-Resident	\$ 66 /hr.	\$ 68 /hr.
Non-Resident/Non-Profit	\$ 61 /hr.	\$ 63 /hr.
Resident	\$ 56 /hr.	\$ 58 /hr.
Resident/Non-Profit* (*Resident/Non-Profit receives 2 hours of free use per month)	\$ 51 /hr.	\$ 53 /hr.
Security Deposit	\$ 547 /rental	\$ 564 /rental
Set-up Fee	\$ 28 /rental	\$ 29 /rental
Before/After Hours Fee	\$ 56 /hr.	\$ 58 /hr.
Weekday Security Deposit (Alcohol)	\$ 821 /rental	\$ 846 /rental

**Current Fees and Proposed Fee Adjustments**

BOTH

Non-Resident Commercial	\$	190 /hr.	\$	196 /hr.
Resident Commercial	\$	165 /hr.	\$	170 /hr.
Non-Resident	\$	177 /hr.	\$	183 /hr.
Non-Resident/Non-Profit	\$	165 /hr.	\$	170 /hr.
Resident	\$	140 /hr.	\$	145 /hr.
Resident/Non-Profit* (*Resident/Non-Profit receives 2 hours of free use per month)	\$	133 /hr.	\$	137 /hr.
Security Deposit	\$	630 /rental	\$	649 /rental
Set-up Fee	\$	84 /rental	\$	87 /rental
Before/After Hours Fee	\$	56 /hr.	\$	58 /hr.
Weekday Security Deposit (Alcohol)	\$	1093 /rental	\$	1126 /rental

WITH PATIO

Non-Resident Commercial	\$	228 /hr.	\$	235 /hr.
Resident Commercial	\$	202 /hr.	\$	209 /hr.
Non-Resident	\$	216 /hr.	\$	223 /hr.
Non-Resident/Non-Profit	\$	202 /hr.	\$	209 /hr.
Resident	\$	177 /hr.	\$	183 /hr.

MULTIPURPOSE ROOM RENTAL - Prime Time (Saturday – Minimum 8 hour rental)

Non-Resident Commercial	\$	209 /hr.	\$	216 /hr.
Resident Commercial	\$	198 /hr.	\$	204 /hr.
Non-Resident	\$	202 /hr.	\$	209 /hr.
Non-Resident/Non-Profit	\$	196 /hr.	\$	202 /hr.
Resident	\$	140 /hr.	\$	145 /hr.
Resident/Non-Profit	\$	133 /hr.	\$	137 /hr.
Security Deposit	\$	630 /rental	\$	649 /rental
Security Deposit (Alcohol)	\$	1093 /rental	\$	1126 /rental
Patio Only (4-hour minimum during non-operation hours)	\$	56 /hr.	\$	58 /hr.

WITH PATIO

Non-Resident Commercial	\$	215 /hr.	\$	222 /hr.
Resident Commercial	\$	204 /hr.	\$	211 /hr.
Non-Resident	\$	209 /hr.	\$	216 /hr.
Non-Resident/Non-Profit	\$	202 /hr.	\$	209 /hr.
Resident	\$	146 /hr.	\$	151 /hr.
Resident/Non-Profit	\$	140 /hr.	\$	145 /hr.

MEETING ROOM RENTAL (2-hour minimum)

Non-Resident Commercial	\$	61 /hr.	\$	63 /hr.
Resident Commercial	\$	51 /hr.	\$	53 /hr.
Non-Resident	\$	51 /hr.	\$	53 /hr.
Non-Resident/Non-Profit	\$	51 /hr.	\$	53 /hr.
Resident	\$	41 /hr.	\$	43 /hr.
Resident/Non-Profit	\$	33 /hr.	\$	34 /hr.
Security Deposit	\$	193 /rental	\$	199 /rental
Set-up Fee	\$	23 /rental	\$	24 /rental

DOWNTOWN ANAHEIM COMMUNITY CENTER

ASSEMBLY ROOM RENTAL (\*Minimum 6 hour rental on Saturdays)

**Current Fees and Proposed Fee Adjustments**

NO ALCOHOL

Non-Resident Commercial	\$	127 /hr.	\$	131 /hr.
Resident Commercial	\$	116 /hr.	\$	120 /hr.
Non-Resident	\$	121 /hr.	\$	125 /hr.
Non-Resident, Non-Profit	\$	109 /hr.	\$	113 /hr.
Resident	\$	95 /hr.	\$	98 /hr.
Resident/Non-Profit* (*Resident/Non-Profit receives 2 hours of free use per month)	\$	56 /hr.	\$	58 /hr.
Security Deposit	\$	547 /rental	\$	564 /rental
Set-up Fee	\$	56 /rental	\$	58 /rental
Commercial Kitchen Use Fee - Resident	\$	56 /rental	\$	58 /rental
Commercial Kitchen Use Fee - Non-Resident	\$	111 /rental	\$	115 /rental

ALCOHOL

Non-Resident Commercial	\$	202 /hr.	\$	209 /hr.
Resident Commercial	\$	191 /hr.	\$	197 /hr.
Non-Resident	\$	196 /hr.	\$	202 /hr.
Non-Resident, Non-Profit	\$	185 /hr.	\$	191 /hr.
Resident	\$	170 /hr.	\$	176 /hr.
Resident/Non-Profit	\$	140 /hr.	\$	145 /hr.
Security Deposit	\$	657 /rental	\$	677 /rental
Set-up Fee (one area)	\$	56 /rental	\$	58 /rental

PERFORMING ARTS/PATIO

NO ALCOHOL

Non-Resident Commercial	\$	56 /hr.	\$	58 /hr.
Resident Commercial	\$	51 /hr.	\$	53 /hr.
Non-Resident	\$	51 /hr.	\$	53 /hr.
Non-Resident, Non-Profit	\$	51 /hr.	\$	53 /hr.
Resident	\$	46 /hr.	\$	48 /hr.
Resident/Non-Profit* (*Resident/Non-Profit receives 2 hours of free use per month)	\$	46 /hr.	\$	48 /hr.
Security Deposit	\$	137 /rental	\$	142 /rental
Set-up Fee (one area)	\$	23 /rental	\$	24 /rental
Set-up Fee (both areas)	\$	46 /rental	\$	48 /rental

ALCOHOL

Non-Resident Commercial	\$	79 /hr.	\$	82 /hr.
Resident Commercial	\$	73 /hr.	\$	76 /hr.
Non-Resident	\$	73 /hr.	\$	76 /hr.
Non-Resident, Non-Profit	\$	73 /hr.	\$	76 /hr.
Resident	\$	61 /hr.	\$	63 /hr.
Resident/Non-Profit	\$	56 /hr.	\$	58 /hr.
Security Deposit	\$	193 /rental	\$	199 /rental
Set-up Fee (one area)	\$	23 /rental	\$	24 /rental
Set-up Fee (both areas)	\$	46 /rental	\$	48 /rental

MEETING ROOM RENTAL

NO ALCOHOL

Non-Resident Commercial	\$	33 /hr.	\$	34 /hr.
Resident Commercial	\$	28 /hr.	\$	29 /hr.
Non-Resident	\$	28 /hr.	\$	29 /hr.

**Current Fees and Proposed Fee Adjustments**

Non-Resident, Non-Profit	\$	28 /hr.	\$	29 /hr.
Resident	\$	23 /hr.	\$	24 /hr.
Resident/Non-Profit* (*Resident/Non-Profit receives 2 hours of free use per month)	\$	23 /hr.	\$	24 /hr.
Security Deposit	\$	137 /rental	\$	142 /rental
Set-up Fee	\$	23 /rental	\$	24 /rental

ALCOHOL

Non-Resident Commercial	\$	61 /hr.	\$	63 /hr.
Resident Commercial	\$	51 /hr.	\$	53 /hr.
Non-Resident	\$	51 /hr.	\$	53 /hr.
Non-Resident, Non-Profit	\$	51 /hr.	\$	53 /hr.
Resident	\$	41 /hr.	\$	43 /hr.
Resident/Non-Profit	\$	33 /hr.	\$	34 /hr.
Security Deposit	\$	193 /rental	\$	199 /rental
Set-up Fee	\$	23 /rental	\$	24 /rental

EAST ANAHEIM COMMUNITY CENTER

MEETING ROOM RENTAL - NO ALCOHOL

OAK ROOM/CANYON ROOM

Non-Resident Commercial	\$	56 /hr.	\$	58 /hr.
Resident Commercial	\$	51 /hr.	\$	53 /hr.
Non-Resident	\$	51 /hr.	\$	53 /hr.
Non-Resident, Non-Profit	\$	51 /hr.	\$	53 /hr.
Resident	\$	51 /hr.	\$	53 /hr.
Resident/Non-Profit* (*Resident/Non-Profit receives 2 hours of free use per month)	\$	23 /hr.	\$	24 /hr.
Security Deposit	\$	137 /room	\$	142 /room
Facility Equipment Use	\$	547 /rental	\$	564 /rental
Facility Equipment Damage Deposit	\$	1093 /rental	\$	1126 /rental

EUCALYPTUS ROOM/TOYON ROOM

Non-Resident Commercial	\$	46 /hr.	\$	48 /hr.
Resident Commercial	\$	41 /hr.	\$	43 /hr.
Non-Resident	\$	41 /hr.	\$	43 /hr.
Non-Resident, Non-Profit	\$	41 /hr.	\$	43 /hr.
Resident	\$	33 /hr.	\$	34 /hr.
Resident/Non-Profit* (*Resident/Non-Profit receives 2 hours of free use per month)	\$	23 /hr.	\$	24 /hr.
Security Deposit	\$	137 /room	\$	142 /room
Facility Equipment Use	\$	547 /rental	\$	564 /rental
Facility Equipment Damage Deposit	\$	1093 /rental	\$	1126 /rental

BOARD ROOM/SYCAMORE ROOM

Non-Resident Commercial	\$	33 /hr.	\$	34 /hr.
Resident Commercial	\$	28 /hr.	\$	29 /hr.
Non-Resident	\$	28 /hr.	\$	29 /hr.
Non-Resident, Non-Profit	\$	28 /hr.	\$	29 /hr.
Resident	\$	23 /hr.	\$	24 /hr.
Resident/Non-Profit* (*Resident/Non-Profit receives 2 hours of free use per month)	\$	23 /hr.	\$	24 /hr.
Security Deposit	\$	137 /room	\$	142 /room
Facility Equipment Use	\$	547 /rental	\$	564 /rental
Facility Equipment Damage Deposit	\$	1093 /rental	\$	1126 /rental

**Current Fees and Proposed Fee Adjustments**

MEETING ROOM RENTAL - ALCOHOL

OAK ROOM/CANYON ROOM

Non-Resident Commercial	\$	84 /hr.	\$	87 /hr.
Resident Commercial	\$	66 /hr.	\$	68 /hr.
Non-Resident	\$	66 /hr.	\$	68 /hr.
Non-Resident, Non-Profit	\$	66 /hr.	\$	68 /hr.
Resident	\$	61 /hr.	\$	63 /hr.
Resident/Non-Profit	\$	56 /hr.	\$	58 /hr.
Security Deposit	\$	274 /room	\$	283 /room
Facility Equipment Use	\$	547 /rental	\$	564 /rental
Facility Equipment Damage Deposit	\$	1093 /rental	\$	1126 /rental

EUCALYPTUS ROOM/TOYON ROOM

Non-Resident Commercial	\$	73 /hr.	\$	76 /hr.
Resident Commercial	\$	61 /hr.	\$	63 /hr.
Non-Resident	\$	61 /hr.	\$	63 /hr.
Non-Resident, Non-Profit	\$	61 /hr.	\$	63 /hr.
Resident	\$	51 /hr.	\$	53 /hr.
Resident/Non-Profit	\$	46 /hr.	\$	48 /hr.
Security Deposit	\$	274 /room	\$	283 /room
Facility Equipment Use	\$	547 /rental	\$	564 /rental
Facility Equipment Damage Deposit	\$	1093 /rental	\$	1126 /rental

BOARD ROOM/SYCAMORE ROOM

Non-Resident Commercial	\$	61 /hr.	\$	63 /hr.
Resident Commercial	\$	51 /hr.	\$	53 /hr.
Non-Resident	\$	51 /hr.	\$	53 /hr.
Non-Resident, Non-Profit	\$	51 /hr.	\$	53 /hr.
Resident	\$	46 /hr.	\$	48 /hr.
Resident/Non-Profit	\$	33 /hr.	\$	34 /hr.
Security Deposit	\$	274 /room	\$	283 /room
Facility Equipment Use	\$	547 /rental	\$	564 /rental
Facility Equipment Damage Deposit	\$	1093 /rental	\$	1126 /rental

MARTIN RECREATION CENTER

NO ALCOHOL

Non-Resident Commercial	\$	79 /hr.	\$	82 /hr.
Resident Commercial	\$	61 /hr.	\$	63 /hr.
Non-Resident	\$	56 /hr.	\$	58 /hr.
Non-Resident/Non-Profit	\$	51 /hr.	\$	53 /hr.
Resident	\$	46 /hr.	\$	48 /hr.
Resident/Non-Profit	\$	41 /hr.	\$	43 /hr.
Security Deposit	\$	220 /rental	\$	227 /rental
Set-up Fee	\$	41 /rental	\$	43 /rental

ALCOHOL

Non-Resident Commercial	\$	99 /hr.	\$	102 /hr.
Resident Commercial	\$	84 /hr.	\$	87 /hr.
Non-Resident	\$	79 /hr.	\$	82 /hr.

**Current Fees and Proposed Fee Adjustments**

Non-Resident/Non-Profit	\$	73 /hr.	\$	76 /hr.
Resident	\$	66 /hr.	\$	68 /hr.
Resident/Non-Profit	\$	61 /hr.	\$	63 /hr.
Security Deposit	\$	547 /rental	\$	564 /rental
Set-up Fee	\$	41 /rental	\$	43 /rental

**OAK CANYON NATURE CENTER**

**BACK DECK RENTAL**

**NO ALCOHOL**

Non-Resident Commercial	\$	56 /hr.	\$	58 /hr.
Resident Commercial	\$	51 /hr.	\$	53 /hr.
Non-Resident/Individual	\$	46 /hr.	\$	48 /hr.
Non-Resident, Non-Profit	\$	41 /hr.	\$	43 /hr.
Resident/Individual	\$	33 /hr.	\$	34 /hr.
Resident/Non-Profit* (*Resident/Non-Profit receives 2 hours of free use per month)	\$	28 /hr.	\$	29 /hr.
Security Deposit	\$	159 /rental	\$	164 /rental

**ALCOHOL**

Non-Resident Commercial	\$	84 /hr.	\$	87 /hr.
Resident Commercial	\$	79 /hr.	\$	82 /hr.
Non-Resident/Individual	\$	73 /hr.	\$	76 /hr.
Non-Resident, Non-Profit	\$	66 /hr.	\$	68 /hr.
Resident/Individual	\$	61 /hr.	\$	63 /hr.
Resident/Non-Profit* (*Resident/Non-Profit receives 2 hours of free use per month)	\$	56 /hr.	\$	58 /hr.
Security Deposit	\$	274 /rental	\$	283 /rental
Before/After Hours Staffing Charge	\$	46 /hr.	\$	48 /hr.
Sound System Rental Fee (includes set-up)	\$	220 /rental	\$	227 /rental
Portable Movie Screen (includes set-up)	\$	56 /rental	\$	58 /rental
Equipment Damage Fee (repair/replacement)	Direct Cost		Direct Cost	

**AMPHITHEATRE**

**NO ALCOHOL**

Non-Resident Commercial	\$	64 /hr.	\$	66 /hr.
Resident Commercial	\$	58 /hr.	\$	60 /hr.
Non-Resident/Individual	\$	52 /hr.	\$	54 /hr.
Resident/Non-Profit* (*Resident/Non-Profit receives 2 hours of free use per month)	\$	46 /hr.	\$	48 /hr.
Resident/Individual	\$	41 /hr.	\$	43 /hr.
Resident/Non-Profit	\$	28 /hr.	\$	29 /hr.
Security Deposit	\$	159 /rental	\$	164 /rental

**ALCOHOL**

Non-Resident Commercial	\$	95 /hr.	\$	98 /hr.
Resident Commercial	\$	90 /hr.	\$	93 /hr.
Non-Resident/Individual	\$	84 /hr.	\$	87 /hr.
Non-Resident, Non-Profit	\$	78 /hr.	\$	81 /hr.
Resident/Individual	\$	70 /hr.	\$	73 /hr.
Resident/Non-Profit	\$	64 /hr.	\$	66 /hr.
Security Deposit	\$	274 /rental	\$	283 /rental
Before/After Hours Staffing Charge	\$	46 /hr.	\$	48 /hr.

**Current Fees and Proposed Fee Adjustments**

Sound System Rental Fee (includes set-up)	\$ 220 /rental	\$ 227 /rental
Portable Movie Screen (includes set-up)	\$ 56 /rental	\$ 58 /rental
Equipment Damage Fee (repair/replacement)	Direct Cost	Direct Cost
Set-up Fee	\$ 28 /rental	\$ 29 /rental

MISCELLANEOUS

Nature Center Group Tours and Programs	\$ 18 /ea.	\$ 19 /ea.
O.A.K.S. Summer Day Camp	\$ 122 /ea.	\$ 126 /ea.
Teen Survival Camp	\$ 132 /ea.	\$ 136 /ea.
Materials Fee	\$ 28 /ea.	\$ 29 /ea.
Refund Fee (no wait list)	\$ 8 /ea.	\$ 9 /ea.
Photo Permit (4 hr. maximum)	\$ 28 /hr.	\$ 29 /hr.
Birthday Packages	\$ 18 /ea.	\$ 19 /ea.

WEDDING PACKAGES - Amphitheatre Rental (4Hrs.), Sound System Rental, Staff (2), Rehearsal

Resident	\$ 895	\$ 922
Non-Resident	\$ 970	\$ 1000

OTHER RECREATION CENTERS (Reid Park, Peralta Park, and Peralta Canyon Recreation Center)

Non-Resident Commercial	\$ 46 /hr.	\$ 48 /hr.
Resident Commercial	\$ 41 /hr.	\$ 43 /hr.
Non-Resident	\$ 32 /hr.	\$ 33 /hr.
Non-Resident, Non-Profit	\$ 28 /hr.	\$ 29 /hr.
Resident	\$ 23 /hr.	\$ 24 /hr.
Resident/Non-Profit	\$ 18 /hr.	\$ 19 /hr.
Security Deposit	\$ 137 /rental	\$ 142 /rental
Setup Fee	\$ 26 /rental	\$ 27 /rental

PEARSON PARK AMPHITHEATRE

Non-Resident Commercial	\$ 379 /hr. + stage crew	\$ 391 /hr. + stage crew
Resident Commercial	\$ 316 /hr. + stage crew	\$ 326 /hr. + stage crew
Non-Resident	\$ 285 /hr. + stage crew	\$ 294 /hr. + stage crew
Non Resident/Non-Profit	\$ 253 /hr. + stage crew	\$ 261 /hr. + stage crew
Resident	\$ 234 /hr. + stage crew	\$ 242 /hr. + stage crew
Resident/Non-Profit	\$ 202 /hr. + stage crew	\$ 209 /hr. + stage crew
Deposit	\$ 1093 /rental	\$ 1126 /rental
Alcohol Security Fee	\$ 1093 /hr.	\$ 1126 /hr.
Movie Screen and Projector	\$ 274 /use	\$ 283 /use
House Manager	\$ 46 /hr.	\$ 48 /hr.
Post Event Cleaning	\$ 547 /rental	\$ 564 /rental
Dumpster Rental	\$ 1093 /rental	\$ 1126 /rental
Banner Installation	\$ 547 /rental	\$ 564 /rental
Marley Floor Rental	\$ 438 /rental	\$ 452 /rental
Event Coordination Fee	\$ 84 /2 hrs.	\$ 87 /2 hrs.

PATIO

Non-Resident Commercial	\$ 64 /hr. + staff	\$ 66 /hr. + staff
Resident Commercial	\$ 58 /hr. + staff	\$ 60 /hr. + staff
Non-Resident	\$ 46 /hr. + staff	\$ 48 /hr. + staff
Non Resident/Non-Profit	\$ 41 /hr. + staff	\$ 43 /hr. + staff
Resident	\$ 41 /hr. + staff	\$ 43 /hr. + staff
Resident/Non-Profit	\$ 33 /hr. + staff	\$ 34 /hr. + staff

**Current Fees and Proposed Fee Adjustments**

Deposit	\$	137 /rental	\$	142 /rental
---------	----	-------------	----	-------------

**FAMILY CONCERTS AND RECITALS**

General Admission	\$	6 /ea.	\$	7 /ea.
Season Pass (dependent upon number of fee shows in season)	\$	5 /per show	\$	6 /per show

**LIVE THEATRE PERFORMANCES**

Adult*	\$	51 /ea.	\$	53 /ea.
Senior / Student / Child *	\$	41 /ea.	\$	43 /ea.

\*Based on cost of event

**SHOW WAGON**

Non-Resident	\$	274 /day + Direct Costs	\$	283 /day + Direct Costs
Non-Profit	\$	165 /day + Direct Costs	\$	170 /day + Direct Costs
Resident	\$	99 /day + Direct Costs	\$	102 /day + Direct Costs

**ARTS/CULTURAL PROGRAMS**

Adult/Family Excursions *	\$	165 /ea.	\$	170 /ea.
---------------------------	----	----------	----	----------

\*Based on cost of event

**MISCELLANEOUS**

Seasonal Special Events	\$	111 Fee set to cover expenses	\$	115 Fee set to cover expenses
Special Craft Classes	\$	111 Fee set to cover expenses	\$	115 Fee set to cover expenses
Mobile Unit Rentals	\$	73 /hr. per 25 participants	\$	76 /hr. per 25 participants
Mobile Unit Rentals - Craft	\$	5 /craft	\$	6 /craft
Mobile Unit Rentals - Additional Hours	\$	46 /hr.	\$	48 /hr.
Basic Games/Crafts	\$	73 /hr. per 25 participants	\$	76 /hr. per 25 participants
Basic Games/Crafts - Additional Fees	\$	23 /hr. for every 10 additional participants	\$	24 /hr. for every 10 additional participants
Youth Excursions	\$	111 Fee set to cover expenses	\$	115 Fee set to cover expenses
Mobile Unit Rentals/Theme Parties	\$	117 /hr. up to 12 participants	\$	121 /hr. up to 12 participants
Mobile Unit Rentals/Theme Parties - Additional Fees	\$	8 /additional participant	\$	9 /additional participant
Mobile Unit Rentals/Theme Parties - Additional Hours	\$	52 /hr.	\$	54 /hr.
CampVenture	\$	153 /first child	\$	158 /first child
CampVenture - Additional Sibling - Sibling Discount	\$	118 /each additional sibling	\$	122 /each additional sibling
Late Registration Fee	\$	13 Each occurrence	\$	14 Each occurrence
Day Camp Late Pick-Up Fee	\$	4 /min.	\$	5 /min.
Day Camp Change Fee/Withdrawal Fee	\$	13 /ea.	\$	14 /ea.
Drop-in Play Fee	\$	5	\$	6 /ea.
Parent's Night Out	\$	25	\$	26 /ea.

**SPORTS LEAGUES**

**YOUTH SPORTS**

Soccer	\$	91 /ea.	\$	94 /ea.
Flag Football	\$	91 /ea.	\$	94 /ea.
Basketball	\$	91 /ea.	\$	94 /ea.
Cheerleading	\$	91 /ea.	\$	94 /ea.
Baseball	\$	91 /ea.	\$	94 /ea.
Hockey	\$	91 /ea.	\$	94 /ea.
Youth Special Camps/ Clinics	\$	46 /ea.	\$	48 /ea.
Late Registration Fee	\$	8 /ea.	\$	9 /ea.

**Current Fees and Proposed Fee Adjustments**

ADULT SOFTBALL

Softball Tournament	\$ 291 /team	\$ 300 /team
Adult Softball Umpire Fee	\$ 33 /game-one official	\$ 34 /game-one official
Slow Pitch Softball (10 games + playoffs)	\$ 384 /team	\$ 396 /team
Slow Pitch Softball (8 games + playoffs)	\$ 318 /team	\$ 328 /team
Protest Fee	\$ 23 /ea.	\$ 24 /ea.
Misclassification Discount	\$ 51 /ea.	\$ 53 /ea.
Forfeit Fee	\$ 29 /game	\$ 30 /game

ADULT SOCCER

Adult Soccer 11v11 League Fee (All Leagues)	\$ 728 /season	\$ 750 /season
Adult Soccer Semi-Pro Officials Fee	\$ 57 /game/team - three officials	\$ 59 /game/team - three officials
Adult Soccer Other Leagues Referee Fee	\$ 33 /game/team - three officials	\$ 34 /game/team - three officials
I.D. Cards (Per Season)	\$ 13 /ea.	\$ 14 /ea.
I.D. Replacement	\$ 8 /ea.	\$ 9 /ea.
Forfeit Fee Semi-Pro League	\$ 176 /game	\$ 182 /game
Forfeit Fee Other Leagues	\$ 155 /game	\$ 160 /game
Protest Fee	\$ 28 /ea.	\$ 29 /ea.
Excess Trash Fee	\$ 28 /ea.	\$ 29 /ea.
Fighting Fee	\$ 111 /ea.	\$ 115 /ea.
Glover Stadium Tickets (Semi)	\$ 6 /ea.	\$ 7 /ea.
Glover Stadium Tickets (Final)	\$ 7 /ea.	\$ 8 /ea.

ADULT SOCCER - 7 on 7

Soccer Registration	\$ 328 /team	\$ 338 /team
Early Registration Discount Fee	\$ 28 /team	\$ 29 /team
Forfeit Fee	\$ 33 /game	\$ 34 /game
Forfeit Fee before 2 pm	\$ 23 /game	\$ 24 /game
Identification Card	\$ 13 /ea.	\$ 14 /ea.
Referee Fee	\$ 46 /game	\$ 48 /game

ADULT PICK-UP SOCCER

Player Fee each night	\$ 6 /ea.	\$ 7 /ea.
-----------------------	-----------	-----------

ADULT FLAG FOOTBALL

Flag Football Registration Fee (10 games + playoffs)	\$ 400 /team	\$ 412 /team
--	--------------	--------------

ADULT BASKETBALL

Basketball Registration Fee (10 games + playoffs)	\$ 400 /team	\$ 412 /team
Early Registration Discount Fee	\$ 28 /team	\$ 29 /team

ADULT PICK-UP BASKETBALL AND VOLLEYBALL

Player Fee each night	\$ 6 /ea.	\$ 7 /ea.
-----------------------	-----------	-----------

ADULT PICKLEBALL

Pickleball Registration Fee (10 games & Playoffs)	\$ 265 /ea.	\$ 273 /ea.
---	-------------	-------------

TINY TOTS

Field Trips	\$ 23 /trip	\$ 24 /trip
Photographs	\$ 28 /photo package	\$ 29 /photo package
Daily session	\$ 19 /day	\$ 20 /day

**Current Fees and Proposed Fee Adjustments**

Late Pick-up	\$	4 /min.	\$	5 /min.
--------------	----	---------	----	---------

**SPECIAL INTEREST CLASSES**

Recreation Classes at City Facilities:	Instructional fee + 35% of gross revenue to cover facilities, registration, promotion, advertising in the Anaheim Magazine, and program coordination.	Instructional fee + 35% of gross revenue to cover facilities, registration, promotion, advertising in the Anaheim Magazine, and program coordination.
Recreation Classes at Outside Facilities:	Instructional fee + 30% of gross revenue to cover registration, promotion, advertising in the Anaheim Magazine, and program coordination.	Instructional fee + 30% of gross revenue to cover registration, promotion, advertising in the Anaheim Magazine, and program coordination.
Anaheim ICE Classes and Anaheim Family YMCA Classes:	Instructional fee + 25% of gross revenue to cover registration, promotion, advertising in the Anaheim Magazine, and program coordination.	Instructional fee + 25% of gross revenue to cover registration, promotion, advertising in the Anaheim Magazine, and program coordination.

**MISCELLANEOUS CLASS FEES**

Recreation Class Withdrawal Fee (Classes meet 3 or more times)

Request for refund made 5 days or less to the first class meeting	10% of Fee	10% of Fee
Request for refund made 24 hours prior the first class meeting	15% of Fee	15% of Fee

Recreation Workshop Withdrawal Fee (Workshops meet 1-2 times)

Request for refund made 5 days or less to the first day of the workshop	10% of Fee	10% of Fee
Request for refund made 24 hours prior the first day of the workshop	15% of Fee	15% of Fee

Military/Veteran Discount, Early Bird Registration, Multi-class registration

10% discount, not to exceed \$10 per class/activity	10% discount, not to exceed \$11 per class/activity
---	---

**SUPPORT SERVICES UNIT**

DOJ Fingerprint Processing for Outside Agencies	\$	31	\$	32
---	----	----	----	----

**PRIVATE PARTY POOL RENTAL (2-Hour minimum)**

Commercial (1-50 people)	\$	493 /for 2 hrs.	\$	508 /for 2 hrs.
Commercial (1-50 people) - Additional Hours	\$	124 /ea. Additional hr.	\$	128 /ea. Additional hr.
Non-Resident (1-50 people)	\$	362 /for 2 hrs.	\$	373 /for 2 hrs.
Non-Resident (1-50 people) - Additional Hours	\$	91 /ea. Additional hr.	\$	94 /ea. Additional hr.
Non-Resident/Non-Profit (1-50 people)	\$	318 /for 2 hrs.	\$	328 /for 2 hrs.
Non-Resident/Non-Profit (1-50 people) - Additional Hours	\$	81 /ea. Additional hr.	\$	84 /ea. Additional hr.
Resident (1-50 people)	\$	274 /for 2 hrs.	\$	283 /for 2 hrs.
Resident (1-50 people) - Additional Hours	\$	68 /ea. Additional hr.	\$	71 /ea. Additional hr.
Resident/Non-Profit (1-50 people)	\$	220 /for 2 hrs.	\$	227 /for 2 hrs.
Resident/Non-Profit (1-50 people) - Additional Hours	\$	56 /ea. Additional hr.	\$	58 /ea. Additional hr.

**PEARSON PARK POOL**

OPERATING HOURS: MARCH 15-SEPTEMBER 15

Resident/Non-Profit Swim Team	\$	53 /hr.	\$	55 /hr.
Resident Club Swim Team	\$	61 /hr.	\$	63 /hr.
Non-Resident/Non-Profit Swim Team	\$	66 /hr.	\$	68 /hr.
Non-Resident/Club Swim Team	\$	73 /hr.	\$	76 /hr.

NON-OPERATING HOURS: SEPTEMBER 16-MARCH 14

**Current Fees and Proposed Fee Adjustments**

Resident/Non-Profit Swim Team	\$	73 /hr.	\$	76 /hr.
Resident Club Swim Team	\$	84 /hr.	\$	87 /hr.
Non-Resident/Non-Profit Swim Team	\$	84 /hr.	\$	87 /hr.
Non-Resident/Club Swim Team	\$	99 /hr.	\$	102 /hr.

**PARKS - FACILITY SCHEDULING**

**BASEBALL/SOFTBALL "A" FIELDS (2-hour minimum)**

Non-Resident Commercial	\$	34 /hr.	\$	36 /hr.
Resident Commercial	\$	28 /hr.	\$	29 /hr.
Non-Resident	\$	27 /hr.	\$	28 /hr.
Non-Resident/Non-Profit	\$	25 /hr.	\$	26 /hr.
Resident	\$	23 /hr.	\$	24 /hr.
Resident/Non-Profit* (*No charge to resident non-profit youth organizations.)	\$	22 /hr.	\$	23 /hr.

**BASEBALL "A" FIELDS - BROOKHURST/BOYSEN (2-hour minimum)**

Non-Resident Commercial	\$	47 /hr.	\$	49 /hr.
Resident Commercial	\$	41 /hr.	\$	43 /hr.
Non-Resident	\$	40 /hr.	\$	42 /hr.
Non-Resident/Non-Profit	\$	36 /hr.	\$	38 /hr.
Resident	\$	33 /hr.	\$	34 /hr.
Resident/Non-Profit* (*No charge to resident non-profit youth organizations.)	\$	32 /hr.	\$	33 /hr.

**BASEBALL "B" FIELDS - Soccer/Football/Rugby/Cricket/Open Area (2-hour minimum)**

**ADULT**

Non-Resident Commercial	\$	26 /hr.	\$	27 /hr.
Resident Commercial	\$	22 /hr.	\$	23 /hr.
Non-Resident	\$	21 /hr.	\$	22 /hr.
Non-Resident/Non-Profit	\$	20 /hr.	\$	21 /hr.
Resident	\$	20 /hr.	\$	21 /hr.
Resident/Non-Profit	\$	20 /hr.	\$	21 /hr.

**YOUTH**

Non-Resident Commercial	\$	24 /hr.	\$	25 /hr.
Resident Commercial	\$	20 /hr.	\$	21 /hr.
Non-Resident	\$	19 /hr.	\$	20 /hr.
Non-Resident/Non-Profit	\$	18 /hr.	\$	19 /hr.
Resident	NC		NC	
Resident/Non-Profit	NC		NC	

**GLOVER STADIUM - Soccer/Football (4-hour minimum)**

Non-Resident Commercial	\$	167 /hr.	\$	173 /hr.
Resident Commercial	\$	158 /hr.	\$	163 /hr.
Non-Resident	\$	93 /hr.	\$	96 /hr.
Non-Resident/Non-Profit	\$	89 /hr.	\$	92 /hr.
Resident	\$	81 /hr.	\$	84 /hr.
Resident/Non-Profit	\$	79 /hr.	\$	82 /hr.

**DEE FEE FIELD - Baseball (2-hour minimum)**

Non-Resident Commercial	\$	67 /hr.	\$	70 /hr.
Resident Commercial	\$	64 /hr.	\$	66 /hr.
Non-Resident	\$	63 /hr.	\$	65 /hr.

**Current Fees and Proposed Fee Adjustments**

Non-Resident/Non-Profit	\$	60 /hr.	\$	62 /hr.
Resident	\$	52 /hr.	\$	54 /hr.
Resident/Non-Profit	\$	50 /hr.	\$	52 /hr.

**FIELD LIGHTING**

"A" Fields	\$	18 /hr.	\$	19 /hr.
Glover Stadium, Dee Fee Field	\$	25 /hr.	\$	26 /hr.
Boysen and Brookhurst Baseball Field	\$	25 /hr.	\$	26 /hr.

**FIELD PREPARATION**

Baseball/Softball Field Prep	\$	79 /field	\$	82 /field
Soccer Field Layout/Prep	\$	445 /field	\$	459 /field
Soccer Field Touch Up	\$	132 /field	\$	136 /field
Football Field Layout/Prep	\$	623 /field	\$	642 /field
Football Field Touch Up	\$	357 /field	\$	368 /field
Boysen/Brookhurst Field Prep	\$	150 /field	\$	155 /field
Dee Fee Field Prep	\$	190 /field	\$	196 /field

**SUPPORT/SUPERVISION CHARGES**

Dee Fee Baseball Clean-up	\$	165 /rental	\$	170 /rental
Glover Stadium Clean-up	\$	477 /rental	\$	492 /rental
Additional Clean-up (per person)	\$	33 /hr.	\$	34 /hr.
Portable Restroom Rental	\$	122 /restroom	\$	126 /restroom
Portable Restrooms (same day pick up and delivery)	\$	193 /restroom	\$	199 /restroom
Electricity	\$	8 /hr.	\$	9 /hr.
Bases Provided per Field	\$	40 /field	\$	42 /field
Container Deposit	\$	56 /container	\$	58 /container
Snack Bar Rental Fee	\$	56 /rental	\$	58 /rental
Snack Bar Key Deposit	\$	41 /rental	\$	43 /rental
Youth No Show Field Prep	\$	60 /rental	\$	62 /rental
Tournament Deposit	\$	165 /rental	\$	170 /rental

**PICNIC SHELTERS/OPEN PICNIC AREAS (4-Hour minimum)**

**PICNIC SHELTER**

Non-Resident Commercial	\$	29 /hr.	\$	30 /hr.
Resident Commercial	\$	25 /hr.	\$	26 /hr.
Non-Resident	\$	20 /hr.	\$	21 /hr.
Non-Resident/Non-Profit	\$	13 /hr.	\$	14 /hr.
Resident	\$	8 /hr.	\$	9 /hr.
Resident/Non-Profit	\$	6 /hr.	\$	7 /hr.

**OPEN PICNIC AREA**

Non-Resident Commercial	\$	23 /hr.	\$	24 /hr.
Resident Commercial	\$	19 /hr.	\$	20 /hr.
Non-Resident	\$	15 /hr.	\$	16 /hr.
Non-Resident/Non-Profit	\$	9 /hr.	\$	10 /hr.
Resident	\$	5 /hr.	\$	6 /hr.
Resident/Non-Profit	NC		NC	

**SPECIAL EVENT (Maximum 9-Hour Use)**

*Special event charges are applied if the event has a major impact on the facility, including increased security, supervision or turf protection.*

**Current Fees and Proposed Fee Adjustments**

*Examples include corporate events, carnivals, circus, or motion picture production.*

Non-Resident Commercial	\$	1258 + direct costs + 10% gross	\$	1296 + direct costs + 10% gross
Non-Resident Commercial - Additional Hours	\$	58 /hr.	\$	60 /hr.
Resident Commercial	\$	1133 + direct costs + 10% gross	\$	1167 + direct costs + 10% gross
Resident Commercial - Additional Hours	\$	52 /hr.	\$	54 /hr.
Non-Resident	\$	1007 + direct costs	\$	1038 + direct costs
Non-Resident - Additional Hours	\$	46 /hr.	\$	48 /hr.
Non-Resident/Non-Profit	\$	881 + direct costs	\$	908 + direct costs
Non-Resident/Non-Profit - Additional Hours	\$	41 /hr.	\$	43 /hr.
Resident	\$	690 + direct costs	\$	711 + direct costs
Resident - Additional Hours	\$	32 /hr.	\$	33 /hr.
Resident/Non-Profit	\$	630 + direct costs	\$	649 + direct costs
Resident/Non-Profit - Additional Hours	\$	26 /hr.	\$	27 /hr.
Special Event Security Deposit		30% of event fees		30% of event fees

**SWAN STREET PARKING LOT (4-hour minimum)**

Non-Resident Commercial	\$	111 /hr. + staff	\$	115 /hr. + staff
Resident Commercial	\$	89 /hr. + staff	\$	92 /hr. + staff
Non-Resident	\$	66 /hr. + staff	\$	68 /hr. + staff
Non-Resident/Non-Profit	\$	46 /hr. + staff	\$	48 /hr. + staff
Resident	\$	23 /hr. + staff	\$	24 /hr. + staff
Resident/Non-Profit	\$	13 /hr. + staff	\$	14 /hr. + staff

**TENNIS COURTS**

**LIGHTED**

Non-Resident Commercial	\$	18 /hr.	\$	19 /hr.
Resident Commercial	\$	13 /hr.	\$	14 /hr.
Non-Resident	\$	10 /hr.	\$	11 /hr.
Non-Resident/Non-Profit	\$	9 /hr.	\$	10 /hr.
Resident	\$	8 /hr.	\$	9 /hr.
Resident/Non-Profit	\$	7 /hr.	\$	8 /hr.

**NON-LIGHTED**

Non-Resident Commercial	\$	12 /hr.	\$	13 /hr.
Resident Commercial	\$	10 /hr.	\$	11 /hr.
Non-Resident	\$	7 /hr.	\$	8 /hr.
Non-Resident/Non-Profit	\$	7 /hr.	\$	8 /hr.
Resident	\$	6 /hr.	\$	7 /hr.
Resident/Non-Profit	NC		NC	

**HUMAN SERVICES/NEIGHBORHOOD CENTERS**

**MANZANITA, MIRALOMA, PONDEROSA**

**MULTI-PURPOSE ROOM**

Non-Resident Commercial	\$	70 /hr.	\$	73 /hr.
Resident Commercial	\$	58 /hr.	\$	60 /hr.
Non-Resident	\$	51 /hr.	\$	53 /hr.
Non-Resident, Non-Profit	\$	51 /hr.	\$	53 /hr.

**Current Fees and Proposed Fee Adjustments**

Resident	\$	46 /hr.	\$	48 /hr.
Resident/Non-Profit	\$	41 /hr.	\$	43 /hr.
Security Deposit	\$	165 /rental	\$	170 /rental
Set-Up Fee	\$	23 /rental	\$	24 /rental

**WEST ANAHEIM YOUTH CENTER (NON-ALCOHOL FACILITY)**

**MEETING ROOM FEES (DAYTIME, MONDAY-THURSDAY)**

Security Deposit	\$	165 /rental	\$	170 /rental
Set-up Fee	\$	23 /rental	\$	24 /rental
Resident/Non-Profit Youth Programs	NC		NC	
Resident/Non-Profit Programs	\$	23 /hr.	\$	24 /hr.
Resident	\$	18 /hr.	\$	19 /hr.
Resident/Commercial	\$	32 /hr.	\$	33 /hr.
Non-Resident/Commercial	\$	41 /hr.	\$	43 /hr.
Non-Resident	\$	23 /hr.	\$	24 /hr.
Non-Resident/Non-Profit	\$	23 /hr.	\$	24 /hr.

**MEETING ROOM FEES (EVENING, MONDAY-THURSDAY)**

Security Deposit	\$	165 /rental	\$	170 /rental
Set-up Fee	\$	23 /rental	\$	24 /rental
Resident/Non-Profit Youth Programs	NC		NC	
Resident/Non-Profit Programs	\$	28 /hr.	\$	29 /hr.
Resident	\$	23 /hr.	\$	24 /hr.
Resident/Commercial	\$	41 /hr.	\$	43 /hr.
Non-Resident/Commercial	\$	46 /hr.	\$	48 /hr.
Non-Resident	\$	28 /hr.	\$	29 /hr.
Non-Resident/Non-Profit	\$	28 /hr.	\$	29 /hr.

**MEETING ROOM FEES (ALL HOURS, FRIDAY-SUNDAY)**

Security Deposit	\$	165 /rental	\$	170 /rental
Set-up Fee	\$	23 /rental	\$	24 /rental
Resident/Non-Profit Youth Programs	\$	33 /hr.	\$	34 /hr.
Resident/Non-Profit Programs	\$	41 /hr.	\$	43 /hr.
Resident	\$	33 /hr.	\$	34 /hr.
Resident/Commercial	\$	46 /hr.	\$	48 /hr.
Non-Resident/Commercial	\$	52 /hr.	\$	54 /hr.
Non-Resident	\$	41 /hr.	\$	43 /hr.
Non-Resident/Non-Profit	\$	33 /hr.	\$	34 /hr.

**DOWNTOWN ANAHEIM YOUTH CENTER (Annual membership/registration fees are due in January for each calendar year.)**

**MEMBERSHIP**

**RESIDENT**

Lunch Hour Fitness – City Employees	NC		NC	
Lunch Hour Fitness – Non-City Employees	\$	84 /ea.	\$	87 /ea.
I.D. Replacement	\$	8 /card	\$	9 /card

**NON-RESIDENT**

Lunch Hour Fitness – City Employees	NC		NC	
Lunch Hour Fitness – Non-City Employees	\$	111 /ea.	\$	115 /ea.

**Current Fees and Proposed Fee Adjustments**

I.D. Replacement	\$	8 /card	\$	9 /card
------------------	----	---------	----	---------

**LATE MEMBERSHIPS: Applies to memberships after August 31 annually**

**RESIDENT**

Lunch Hour Fitness – City Employees	NC		NC	
Lunch Hour Fitness – Non-City Employees	\$	84 /ea.	\$	87 /ea.
I.D. Replacement	\$	8 /card	\$	9 /card

**NON-RESIDENT**

Lunch Hour Fitness – City Employees	NC		NC	
Lunch Hour Fitness – Non-City Employees	\$	111 /ea.	\$	115 /ea.
I.D. Replacement	\$	8 /card	\$	9 /card

**WEST ANAHEIM YOUTH CENTER / EAST ANAHEIM GYMNASIUM / DOWNTOWN ANAHEIM YOUTH CENTER / PONDEROSA GYMNASIUM**

**ANNUAL MEMBERSHIP FEES (Adult lunchtime – annual fees due each January per the calendar year.)**

**RESIDENT**

Lunch Hour Fitness Program – City Employees*	NC		NC	
Lunch Hour Fitness Program – Non-City Employees	\$	84 /ea.	\$	87 /ea.
I.D. Replacement	\$	8 /card	\$	9 /card

*\*Lunch Hour Fitness Program membership may be used only Monday – Friday*

**NON-RESIDENT**

Lunch Hour Fitness Program – City Employees*	NC		NC	
Lunch Hour Fitness Program – Non-City Employees	\$	111 /ea.	\$	115 /ea.
I.D. Replacement	\$	8 /card	\$	9 /card

*\*Lunch Hour Fitness Program membership may be used only Monday – Friday*

**GYMNASIUM RENTAL FEES (Monday-Friday)**

Security Deposit	\$	165 /rental	\$	170 /rental
Set-up Fee (equal to staff hourly rate for 4 hours)	\$	89 /rental	\$	92 /rental
Resident/Non-Profit Youth Program	\$	56 /hr.	\$	58 /hr.
Resident/Non-Profit Youth Program – ½ court	\$	33 /hr.	\$	34 /hr.
Resident/Non-Profit Adult Program	\$	84 /hr.	\$	87 /hr.
Resident/Non-Profit Adult Program – ½ court	\$	51 /hr.	\$	53 /hr.
Resident Individual	\$	84 /hr.	\$	87 /hr.
Commercial	\$	165 /hr.	\$	170 /hr.
Non-Resident Individual	\$	165 /hr.	\$	170 /hr.

**GYMNASIUM RENTAL FEES (Weekend)**

Security Deposit	\$	165 /rental	\$	170 /rental
Set-up Fee (equal to staff hourly rate for 4 hours)	\$	89 /rental	\$	92 /rental
Resident/Non-Profit Youth Program	\$	56 /hr.	\$	58 /hr.
Resident/Non-Profit Youth Program – ½ court	\$	33 /hr.	\$	34 /hr.
Resident/Non-Profit Adult Program	\$	84 /hr.	\$	87 /hr.
Resident/Non-Profit Adult Program – ½ court	\$	51 /hr.	\$	53 /hr.
Resident Individual	\$	84 /hr.	\$	87 /hr.
Commercial	\$	165 /hr.	\$	170 /hr.
Non-Resident Individual	\$	5	\$	6 /session

City of Anaheim-Park Ranger Patrol Statistics Time Period: March 2026

Area	Patrols	Patrons	Public Contacts	Public Assists	Curfew	Alcohol	Possible Substance Abuse	Parking Notice	Vehicle	Dog Off Leash	Vendors	Syringe/Other	Skate Boarding	Coyote	E-Bike	Other	Soccer Players
ALOE GREENS	28	433	111							2							
ALOE PROMENADE	3	1															
ANAHEIM COVES	218	1445	570	6	38			1	2	2			10		22	4	
ANAHEIM HILLS ELEMENTARY SCHOOL	36	87	10														
BARTON PARK	116	1133	175							2	1				2		79
BETSY ROSS PARK	119	1257	44				1			3	1					1	262
BOYSEN PARK	169	4739	461	3	48	3	3	1	7	2	9	2			5	7	663
BROOKHURST PARK	122	2738	508		10	5	2		1	9			29		5	6	26
CANYON RIM PARK	103	664	130		2					1					3		169
CENTER GREENS PARK	95	2745	304		50		3			3			573		8		130
CHAPARRAL PARK	159	2048	261	3	28		4			8		1	1		8	9	310
CIRCLE PARK	10	17	5														
CITRUS PARK	46	389	43		95								1				
COLONY PARK	21	45	35		6												
COLONY SQUARE	19	5	1													1	
CORAL TREE PARK	17	29	11														
COTTONWOOD PARK	10	13	2													1	
DEER CANYON PARK	76	189	64							1				4	5		
DELPHI FIELD	58	81	4														
EDISON PARK	117	2224	446		38	21	4	1		2	2	1			1	4	398
ENERGY FIELD	100	195	66		22	4	1		3	2		2			1	2	28
EUCALYPTUS PARK	108	780	119	1	2				1	6			4		8	1	16
FOUNDERS PARK	57	123	44									1				3	
GEORGE WASHINGTON PARK	72	388	21		2	3		1		11							6
HANSEN PARK	36	35	22		1												
IMPERIAL PARK	36	188	48							5							2
JACARANDA PARK	18	99	24													2	
JOHN MARSHALL PARK	145	3226	371		184	74	3			4	7	1	3		2	3	1183
JUAREZ PARK	134	1689	121	1	11		2		1	12	2					1	234
JULIANNA PARK	35	58	10														
LA PALMA PARK	129	1575	277		24	5	4		1	3			3			7	259
LINCOLN PARK	32	246	58		72						1						78
LITTLE PEOPLE'S PARK	17	59	7		6												
LITTLE PINE PARK	11	25	15							1							
MAGNOLIA PARK	15	43	32														
MANZANITA PARK	140	2047	227	2	54	20	9	2	1	3			672		5	9	240
MAXWELL PARK	151	3575	472		58	33	3			12	3				4	10	581
MIRA LOMA COMMUNITY CENTER AND PARK	40	58	37				1						3				1
MODJESKA PARK	138	3591	432	1	33		2	3	2	7	1	1			26	8	261
OAK CANYON NATURE CENTER	92	467	195													2	
OAK PARK	3	2	1														
OLIVE HILLS DOG PARK / TENNIS COURTS	51	280	39		1												
PALM LANE PARK	26	295	45							3			34				20
PALM LANE SKATE PARK	26	116	3										53			1	
PAUL REVERE PARK	134	55	5														
PEARSON PARK	65	5761	529	1	19	5	1		1	4	4				2	9	457
PELANCONI PARK	73	76	26				1		1								
PERALTA PARK	75	1747	226		6		1		1	6	1				1	1	28

City of Anaheim-Park Ranger Patrol Statistics Time Period: March 2026

Area	Patrols	Patrons	Public Contacts	Public Assists	Curfew	Alcohol	Possible Substance Abuse	Parking Notice	Vehicle	Dog Off Leash	Vendors	Syringe/Other	Skate Boarding	Coyote	E-Bike	Other	Soccer Players
PETER MARSHALL PARK	81	463	113							2					1		75
PIONEER PARK	118	2392	219	1	23	5	1		4	4	2					2	370
PONDEROSA PARK	64	2694	152	3	19	25	1			2	11		472			2	377
RIO VISTA PARK	89	1372	211		1	3				5					3	1	56
RIVERDALE PARK	113	834	110	1						4	1					2	34
RONALD REAGAN PARK	53	2290	400	1	53			1		8					2		213
ROOSEVELT PARK	59	0	0														
SAGE PARK	128	1254	162	3	12	10	5	3	1	6					1	5	33
SCHWEITZER PARK	28	1714	225		59	8		1		9			18		5	16	157
SOUTH JUNIOR HIGH SCHOOL	90	0	0														
STODDARD PARK	49	2058	117	2	5		1		1	12		2				5	390
SYCAMORE FIELD	69	100	2							2							53
SYCAMORE PARK	24	640	81							1						1	14
TRIDENT ATHLETIC FIELD	105	50	0								1						30
TWILA REID PARK	124	4100	434	1	130	37	8		1	4	1	1	1		11	14	569
WALNUT GROVE PARK	44	929	108		12	1	2			2		1			1	5	23
WEST ANAHEIM SKATE PARK	51	52	13		9								6				
WEST ANAHEIM YOUTH CENTER	35	172	114		1											1	
WETLANDS	68	5	0														
WILLOW PARK	91	974	79	1	5	4			2	3		1				2	3
YORBA PARK	46	1073	160	1	35			1	4	3							105
<b>Total March 2026</b>	<b>5030</b>	<b>70247</b>	<b>9357</b>	<b>32</b>	<b>1174</b>	<b>266</b>	<b>63</b>	<b>15</b>	<b>35</b>	<b>181</b>	<b>48</b>	<b>14</b>	<b>1883</b>	<b>4</b>	<b>132</b>	<b>148</b>	<b>7933</b>
<b>Total February 2026</b>	<b>5218</b>	<b>49406</b>	<b>7194</b>	<b>28</b>	<b>663</b>	<b>137</b>	<b>48</b>	<b>16</b>	<b>12</b>	<b>134</b>	<b>14</b>	<b>4</b>	<b>1482</b>	<b>11</b>	<b>73</b>	<b>152</b>	
<b>Total March 2025</b>	<b>5161</b>	<b>56720</b>	<b>9951</b>	<b>22</b>	<b>368</b>	<b>120</b>	<b>32</b>	<b>4</b>	<b>19</b>	<b>72</b>	<b>64</b>	<b>4</b>	<b>1612</b>	<b>2</b>		<b>1</b>	
<b>Difference February 2026 &amp; March 2026</b>	<b>-188</b>	<b>20841</b>	<b>2163</b>	<b>4</b>	<b>511</b>	<b>129</b>	<b>15</b>	<b>-1</b>	<b>23</b>	<b>47</b>	<b>34</b>	<b>10</b>	<b>401</b>	<b>-7</b>	<b>59</b>	<b>-4</b>	
<b>Difference March 2025 &amp; March 2026</b>	<b>-131</b>	<b>13527</b>	<b>-594</b>	<b>10</b>	<b>806</b>	<b>146</b>	<b>31</b>	<b>11</b>	<b>16</b>	<b>109</b>	<b>-16</b>	<b>10</b>	<b>271</b>	<b>2</b>	<b>132</b>	<b>147</b>	

RECREATION AND HUMAN & NEIGHBORHOOD SERVICES DIVISIONS  
ACTIVITY REPORT  
FEBRUARY 2026 – MARCH 2026

---

RECREATION SERVICES

---

**CENTER GALLERY**

The Center Gallery, located in the Downtown Anaheim Community Center, recently showcased a collection of vibrant and symbolic Korean Folk Art, known as Minhwa, in an exhibition titled *Minhwa, Shared Blessing*. Featuring the work of Hyejung Shin, an Orange County-based artist, the exhibit highlighted the elements of Korean tradition and culture. The opening reception, held on February 26th, was a joyful and well-attended night that filled the Center Gallery with friends, family, and community members to celebrate the artist and her work. The exhibition ran from February 24<sup>th</sup> to April 2<sup>nd</sup>. The upcoming installation will be the Anaheim Union High School District (AUHSD) Color and Light exhibit opening on April 20<sup>th</sup>, which will feature award-winning artwork from students of the Anaheim community.



**OAK CANYON NATURE CENTER**



An estimated 7,500 guests visited during the months of February and March. Programs remained popular, including Thursday Tales & Trails classes, which hosted eight sessions with 134 children and parents enjoying spring-themed activities, hikes, crafts, and animal ambassador visits. Monthly Night Hikes attracted over 95 participants, while the Saturday Archery Program welcomed 132 attendees honing their skills. Free Weekend Walks covered topics such as environmental history, insects, and geology. Additionally, more than 20 volunteers supported trail maintenance efforts, helping keep the park clean and accessible.

## TINY TOTS

The Tiny Tots Academy recently concluded a successful winter session with a visit to Tanaka Farms for a memorable and engaging farm experience for participants and their families. Children enjoyed a guided tractor ride through the farm, making scheduled stops along the way to harvest fresh carrots and strawberries and interact with friendly farm animals.



## YOUTH PROGRAMS



Fun On Wheels kept participants engaged through activities and crafts such as canvas painting, fort building, chalk art, clay art, popsicle-stick flags, and sock puppets. In March, we also provided incentive packages for Anaheim Elementary School District's Expanded Learning Opportunities Program (ELOP) day camp, servicing 10 schools with one hour of fun field and lawn games for participants.



---

## **HUMAN & NEIGHBORHOOD SERVICES**

---

### YOUTH IN GOVERNMENT DAY



The City of Anaheim's 2026 Youth in Government Day offered students an engaging, hands-on opportunity to explore how local government operates. Through interactive activities, mock decision-making exercises, and direct engagement with City officials and staff, participants gained a deeper understanding of civic processes and public service. Students were able to step into leadership roles, collaborate with peers, and voice their ideas on real-world community topics. The event not only strengthened their knowledge of government functions but also fostered confidence, teamwork, and a sense of civic responsibility, inspiring youth to become more active and informed members of their community.

## OLDER ADULTS



Across Anaheim's Older Adult programs, March was filled with vibrant celebrations, creative activities, and meaningful community connections. At Ponderosa Park Family Resource Center, participants enjoyed hands-on floral arrangement classes led by a dedicated volunteer, while Brookhurst Community Center welcomed 95 older adults to a lively St. Patrick's Day celebration featuring a festive meal and special treats. The West Anaheim Youth Center also embraced the holiday spirit,

hosting a cheerful gathering with engaging activities, themed goodies, and opportunities for social connection. East Anaheim Community Center marked a milestone with its first ever Spring Social Dance, bringing together 160 residents aged 55+ for an uplifting evening of music, dancing, and camaraderie. At Miraloma Family Resource Center, the Lunar New Year celebration offered a welcoming and creative space with earring-making, festive treats, and shared cultural experiences.



Meanwhile, the Downtown Anaheim Community Center honored longtime volunteer Irving Schwartz on his 100th birthday, celebrating his decades of service with a special tribute attended by over 100 community members. Together, these events highlight a strong commitment to enriching the lives of older adults through celebration, creativity, and community engagement.

## COMMUNITY OPEN HOUSES




In February, Community Open Houses were held in each council district, following a new format in place of previous District Community Meetings. This marked the second round of Open House events, which are drop-in style designed to encourage a more casual, conversation-driven form of community engagement. Residents had the opportunity to engage with City department representatives and learn more about district specific projects and updates.

Human & Neighborhood Services staff attended to share information about a wide range of programs, services, and resources available to residents. Additionally, the Youth Programs team hosted a craft activity for the children in attendance. Each district saw strong resident engagement and participation. The next Open House events are scheduled for June 2026.



**COMMUNITY SERVICES CAPITAL PROJECTS PROGRESS REPORT - As of April 16, 2026**

	<b>PROJECT</b>	<b>SCOPE</b>	<b>FUNDING ACTIVITY</b>	<b>RECENT ACCOMPLISHMENTS</b>	<b>NEXT STEPS</b>
1	<b>Boysen Park Refresh – Phase 1</b> 951 S. State College Blvd.  PM: Ana	Construct an approx. 11,000 SF skate park with entry seating and shade.	<u>Grants:</u> <ul style="list-style-type: none"> <li>State Earmark \$15M</li> </ul> <u>Consultant:</u> Schmidt Design Group (SDG) \$219,393	<ul style="list-style-type: none"> <li>Obtained plan check approval from both Building and Public Works</li> <li>Coordinated and obtained all signatures on the final bid set plans</li> <li>Worked with Public Works Construction Services (PWCS) to finalize documents for bid advertisement</li> <li>Issued a Notice to Bid and advertised publicly on Thursday, 4/16/26</li> </ul>	<ul style="list-style-type: none"> <li>Hold pre-bid site walk with potential bidders</li> <li>Obtain construction bids</li> <li>Council approval</li> <li>Obtain signed contract and critical submittals</li> <li>Start construction</li> </ul>



2	<b>Boysen Park Refresh – Phase 2</b> 951 S. State College Blvd.  PM: Naomi	Transform the northern 4.5-acres of Boysen Park, including an expanded parking lot, basketball courts, shaded picnic areas, renovated playground, new restroom, new landscaping, and other park amenities.	<u>Grants:</u> <ul style="list-style-type: none"> <li>State Earmark \$15M</li> <li>Federal Earmark \$1M (Correa)</li> <li>Land and Water Conservation Fund (LWCF) \$5,728,155 <u>requested</u></li> </ul> <u>Consultant:</u> PBLA Engineering, Inc. \$698,766	<ul style="list-style-type: none"> <li>Developed additional design alternative based on internal discussion and comments</li> <li>Continued to work with LSI (manufacturer) to develop playground design and color options</li> <li>Began planning the community meeting for playground design feedback</li> <li>Reviewed draft 'existing utilities diagram'</li> </ul>	<ul style="list-style-type: none"> <li>Hold community meeting to obtain playground design input</li> <li>Coordinate on-site utility investigation with Public Works</li> <li>Finalize identifying the existing Utility locations and approve final design</li> <li>Begin the Restroom Demolition Plan</li> </ul>
---	---	--	--	---	--



**COMMUNITY SERVICES CAPITAL PROJECTS PROGRESS REPORT - As of April 16, 2026**

	<b>PROJECT</b>	<b>SCOPE</b>	<b>FUNDING ACTIVITY</b>	<b>RECENT ACCOMPLISHMENTS</b>	<b>NEXT STEPS</b>
3	<b>Brookhurst Splash Pad</b> 2271 W Crescent Ave.  PM: Ana	Install a splash pad at Brookhurst Park.	<u>Grants:</u> CDBG \$800,000  <u>Consultant:</u> David Volz Design (DVD) \$201,642  <u>Contractor:</u> Developers General Contracting, Inc. (DGC) \$1,376,988	<ul style="list-style-type: none"> <li>• Construction is on-going.</li> <li><u>Activities included:</u></li> <li>+ Demolition &amp; Grading</li> <li>+ Trenching &amp; Excavating</li> <li>+ Irrigation adjustments</li> <li>+ Boring for electrical line</li> <li>• Additional submittals were reviewed and approved</li> <li>• Coordinated and held weekly on-site construction progress meetings</li> </ul>	<ul style="list-style-type: none"> <li>• Continue construction</li> <li>• Obtain and review additional material submittals</li> <li>• Continue weekly construction meetings</li> </ul>



4	<b>Chaparral Park Basketball Court</b> 1770 Broadway  PM: JJ	Resurface / restripe the two (2) existing basketball courts at Chaparral Park.	<u>Grants:</u> n/a  <u>Consultant:</u> n/a  <u>Contractor:</u> Carmody Construction \$80,035	<ul style="list-style-type: none"> <li>• Obtained cost estimates from on-call contractors and selected the most responsive bid</li> <li>• Issued a Notice of Award to Carmody Construction</li> <li>• Obtained and reviewed critical submittals</li> </ul>	<ul style="list-style-type: none"> <li>• Issue a Notice to Proceed</li> <li>• Start resurfacing / restriping work – scheduled for late April</li> </ul>
---	---	--	---	--	---

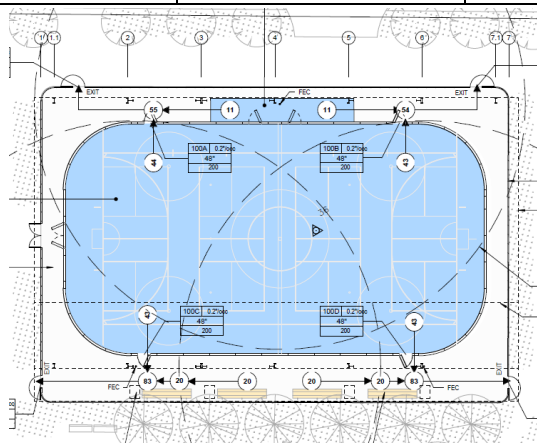


**COMMUNITY SERVICES CAPITAL PROJECTS PROGRESS REPORT - As of April 16, 2026**

	<b>PROJECT</b>	<b>SCOPE</b>	<b>FUNDING ACTIVITY</b>	<b>RECENT ACCOMPLISHMENTS</b>	<b>NEXT STEPS</b>
5	<b>Energy Field Improvements</b> 1625 S Ninth St.  PM: Naomi	Replace existing artificial turf with irrigation and grass and other related improvements.	<u>Grants:</u> Anaheim Public Utilities \$1M  <u>Consultant:</u> TBD	<ul style="list-style-type: none"> <li>• Compiled all community feedback and finalized the project scope of work for upgrades to the small empty area: Two half basketball courts with pickleball overlays, a walking loop around the perimeter, with exercise equipment and lighting</li> <li>• Updated the Request for Proposals (RFP) for design services</li> </ul>	<ul style="list-style-type: none"> <li>• Update the cost estimate</li> <li>• Finalize and distribute RFP to consultants for design services proposals</li> <li>• Select consultant and begin designing</li> </ul>



6	<b>La Palma Park Improvements</b> 1151 N La Palma Park Way  PM: Ana	Improve approx. 10.5-acres of the west side of La Palma Park with three (3) soccer fields, new lighting, playground, exercise equipment, open air arena, restroom building, landscaping & irrigation, and other supporting park amenities.	<u>Grants:</u> <ul style="list-style-type: none"> <li>• Federal Earmark \$2M</li> <li>• Outdoor Recreation Legacy Partnership (ORLP) \$6M</li> <li>• Rivers and Mountains Conservancy (RMC) \$1.5M</li> </ul> <u>Consultant:</u> SWA Group \$1,390,875	<ul style="list-style-type: none"> <li>• SWA further developed the design drawings</li> <li>• Communicated with various consultants to address clarifying questions</li> </ul>	<ul style="list-style-type: none"> <li>• Obtain and review the updated design drawings and cost estimate</li> <li>• Identify and apply for additional funding for design and construction</li> </ul>
---	--	--	--	--	--





**COMMUNITY SERVICES CAPITAL PROJECTS PROGRESS REPORT - As of April 16, 2026**

	<b>PROJECT</b>	<b>SCOPE</b>	<b>FUNDING ACTIVITY</b>	<b>RECENT ACCOMPLISHMENTS</b>	<b>NEXT STEPS</b>
9	<b>OC River Walk</b> Connect Anaheim Coves to Orangewood Avenue, approximately 2-miles  PM: JJ & Ana	Transform 2-miles of the Santa Ana River Corridor between Orangewood and Anaheim Coves into an iconic destination for recreation and entertainment. While continuing to serve as flood control infrastructure, the project will recharge the aquifer, improve connectivity, recreation, aesthetics, and ecology of the river. <a href="http://Ocriverwalk.com">Ocriverwalk.com</a>	<u>Grants:</u> <ul style="list-style-type: none"> <li>State Coastal Conservancy (SCC) - \$5M + \$1.2M</li> <li>Federal RAISE grant - \$1.9M</li> <li>Federal Earmark (bridge) \$1,666,279</li> <li>Federal OCTA SCAG - \$7M</li> <li>Federal Earmark \$1.2M</li> </ul> <u>Consultant:</u> PACE \$7,930,627	<ul style="list-style-type: none"> <li>Continued to coordinate with environmental consultant and Caltrans on the National Environmental Policy Act (NEPA) submittal</li> <li>Continued to check-in with design consultant regarding progress</li> <li>Continued to coordinate with Caltrans and Federal Highway Administration on scope change request to the RAISE grant</li> </ul>	<ul style="list-style-type: none"> <li>Continue to work with consultants and project partners</li> <li>Finalize various grant Agreements</li> <li>Continue to work with Caltrans on NEPA documents</li> </ul>




10	<b>OCVIBE – Meadow Park</b>  PM: JJ	Transform an existing parking lot adjacent to ARTIC into an approx. 5-acre public park.	<u>Grants:</u> n/a <u>Consultant:</u> Fletcher	<ul style="list-style-type: none"> <li>OCVIBE presented the design to P&amp;R Commission at the last meeting and it was approved</li> <li>Continued to coordinate Park design with Planning staff, OCVIBE and their consultants</li> </ul>	<ul style="list-style-type: none"> <li>Continue to work with OCVIBE and consultants</li> <li>Continue to coordinate with OCVIBE / OC River Walk interface</li> </ul>
----	---	---	---	--	--



**COMMUNITY SERVICES CAPITAL PROJECTS PROGRESS REPORT - As of April 16, 2026**

	<b>PROJECT</b>	<b>SCOPE</b>	<b>FUNDING ACTIVITY</b>	<b>RECENT ACCOMPLISHMENTS</b>	<b>NEXT STEPS</b>
11	<b>River Park</b> 2445 E Orangewood Ave.  PM: Naomi	Develop an approx. 3.3-acre site purchased from the County of Orange into Anaheim's 69 <sup>th</sup> park.	<u>Grants:</u> <ul style="list-style-type: none"> <li>LWCF \$1.9M</li> <li>EEMP \$750,000</li> <li>State Coastal Conservancy (SCC) \$2M</li> <li>Rivers &amp; Mtns. Conservancy (RMC) \$750,000</li> </ul> <u>Consultant:</u> Schmidt Design Group \$413,951	<ul style="list-style-type: none"> <li>Resubmitted the monument sign plans to Building Division</li> <li>Updated the Grading and Building plans based on plan check comments</li> <li>Updated project specifications per second draft comments</li> <li>Began working with Public Works Construction Services (PWCS) Division to prepare for bid advertisement</li> <li>Finalized the color scheme for the playground</li> </ul>	<ul style="list-style-type: none"> <li>Obtain updated plans and resubmit to for additional plan check with Building Division and Public Works Dept.</li> <li>Finalize interpretive sign designs</li> <li>Continue to work with PWCS on prep for bid advertisement</li> <li>Obtain permit approvals</li> </ul>



12	<b>Twila Reid Pickleball Court Resurfacing</b> 3100 W Orange Ave.  PM: JJ	Resurface / restripe the three (3) existing pickleball courts at Twila Reid Park.	<u>Grants:</u> n/a <u>Consultant:</u> n/a <u>Contractor:</u> Carmody Construction \$66,412	<ul style="list-style-type: none"> <li>Obtained cost estimates from on-call contractors and selected the most responsive bid</li> <li>Issued a Notice of Award to Carmody Construction</li> <li>Obtained and reviewed critical submittals</li> <li>Issued a Notice to Proceed with work</li> <li>Resurfaced / restriped the three (3) existing courts</li> </ul>	n/a – Project is complete
----	--	---	--	--	---------------------------



\*All projects are funded through park developer fees unless otherwise specified\*