



City of Hinckley

City Council Meeting Agenda

Tuesday, April 14, 2026 at 7:00 PM

Council Chambers (Community Room)

106 First Street SE, P. O. Box 366 | Tel: (320) 384.7491 | Fax: (320) 384.7492 | www.hinckleymn.gov

*Mayor and Councilmembers: Mayor Don Zeman | Councilmember Tim Burkhardt
Councilmember John Frank | Councilmember Judy Hopkins | Councilmember Jace Scharpnick*

1. **Call to Order-Pledge of Allegiance**
2. **Approve Agenda**
3. **Minutes of Previous Meetings**
 - A. March 23, 2026 Special & Summary Minutes
4. **Public Hearings**
 - A. Proposed Ordinance 02-2026 Park & Recreation Advisory Board
5. **Consent Agenda** (Those items listed under Consent Agenda are considered routine by the City Council and will be acted upon by one motion under this agenda item. There will be no separate discussion of these items unless the Mayor or a Councilmember so requests, in which event the item will be removed from the consent agenda and considered under New Business.)
 - A. American Legion Post 388- Temporary Liquor License- June 26 & 27, 2026
 - B. Accept Resignation of Cheyanna Larson, Bartender/Retail Clerk, as of March 19, 2026
6. **Reports of Officers, Council Committees, & Citizens Committees**
 - A. Pine County Sheriff - Feb 16, 2026 missed in last council packet
 - B. Bolton & Menk-
 1. MPCA FY26 Planning SWC Grant Notice of Non-Selection
 - C. PeopleService
 1. MN Rural Water Extra Mile Award, Jerry Williams PeopleService
 2. MPCA PFAS Source Identification & Reduction Strategy Grant- Invoice 03
 3. MPCA PFAS Source Identification & Reduction Strategy Grant- Activity Update
 - D. Building Official/Inspector
 - E. Hinckley Fire Department
 1. Monthly Run Report- Calls 22-25
 2. Monthly Grant & Donation- DNR 50/50 Grant Application Request
 3. Resignations

- a. Dan Bergin
- b. Corrine Bergin

F. Firehouse Liquors - March Monthly Report and Manager's Reports

G. Library- March Branch Highlights

H. Standing Committees

- 1. Planning Commission- None
- 2. Park Board- None
- 3. EDA- March 10, 2026 Minutes

7. Unfinished Business

A. 2025 Budget Update

B. Ordinance 02-2026 Park & Recreation Advisory Board

C. Resolution 12-2026 Designating Authorized Signers- Greater Minnesota Small Cities (Tier II) Housing Aid Grant Program

8. New Business

A. City Vision/Future Planning

B. Housing Study Update- Initiative Foundation Grant Application

C. Water Treatment Plant Dehumidifier Replacement

D. Lions Donation Request for Hinckley Community Center Floor Scrubber

E. USDOT Safe Streets For All (SS4A) Grant Program

F. Safety Action Plan Task Force

G. 2026 Road Maintenance

H. Summary Enforcement and Abatement 207 4th St SE

I. MN Mayor's Letter: Paid Family Medical Leave

J. City Attorney Notice of Retirement

9. Presentation of Claims

A. General Fund Payables- \$153,762.51

B. Firehouse Payables- \$218,452.12

C. EDA Payables- \$67.26

D. Payroll Payables- \$38,817.43

10. Notices and Communications

A. Hinckley Board of Appeal and Equalization- April 15, 2026, 8:00 AM at the Pine County Courthouse. *Council does not need to be present; the County runs this meeting. It is more like open counter hours for property owners.*

B. Fox 9 Town Ball Tour will be in Hinckley on July 1, 2026, for the Hinckley Knights game. Live broadcast starting at 5 p.m. at Brennan Field. <https://www.fox9.com/news/town-ball-tour-schedule-2026>

C. Initiative Foundation 40 Years

11. **Presentation of Petitions, Complaints, and Requests (3 minutes each)**
12. **Closed Session - None**
13. **Adjournment**



City of Hinckley

City Council Special Meeting Minutes

Monday, March 23, 2026, at 4:30 PM

City Hall Office

106 First Street SE, P. O. Box 366 | Tel: (320) 384.7491 | Fax: (320) 384.7492 | www.hinckleymn.gov

***Mayor and Councilmembers: Mayor Don Zeman | Councilmember Tim Burkhardt
Councilmember John Frank | Councilmember Judy Hopkins | Councilmember Jace Scharpnick***

PRESENT: Mayor Donald Zeman, Tim Burkhardt, John Frank, Judy Hopkins, Jace Scharpnick. ABSENT: None.

ALSO PRESENT: City Administrator Leaha Jackson.

1. Call to Order

Zeman called the meeting to order at 4:30 p.m.

2. Approve Agenda

Motion made by Burkhardt, Seconded by Hopkins, to approve the agenda as presented. Voting Yea: Mayor Zeman, Burkhardt, Frank, Hopkins, Scharpnick. Motion carried 5-0.

3. Minutes of Previous Meetings

A. March 10, 2026, Regular & Summary Minutes

B. March 12, 2026, Township Annual Meeting for Fire Contracts

Motion made by Frank, Seconded by Scharpnick, to approve the minutes with the changes of fixing the time, correcting 6.E.2. motion, and adding it to the summary minutes for the March 10, 2026, Minutes. Voting Yea: Mayor Zeman, Burkhardt, Frank, Hopkins, Scharpnick. Motion carried 5-0.

4. Unfinished Business

A. Park & Recreation Board

Motion made by Frank, Seconded by Hopkins, to approve the suggested Park & Recreation Board with the changes suggested by Kevin Hofstad and having the councilmembers on the board be voting members. Voting Yea: Mayor Zeman, Burkhardt, Frank, Hopkins, Scharpnick. Motion carried 5-0.

5. New Business

A. Public Works Temporary Summer Help

A discussion was held on the third full-time position. Councilmember Burkhardt asked if we had many applicants last time. Jackson said she thought there were five that were decent, but there was always one piece or another that might be missing, whether it was the CDL or plowing experience. Councilmember Frank thought that if the application process was started early enough, the City might be able to require a CDL by the snow season. Councilmember Scharpnick would like to see the full-time position mentioned in the seasonal position ad. For

the seasonal position, Jackson noted we could stagger start dates and times to ensure coverage. Two of the temporary positions would be released if we hired the third full-time. **Motion made by Frank, Seconded by Burkhardt, to hire up to three part-time, temporary public works summer helpers for up to 550 hours or 67 days, whichever comes first pending the recommendation of the Personnel Committee. Voting Yea: Mayor Zeman, Frank, Hopkins, Scharpnick. Motion 5-0.**

B. Munger Trail Letters of Support
Councilmembers emphasized the importance of the Munger Trail to our community. **Motion made by Burkhardt, Seconded by Scharpnick, to send the letters of support for the Munger Trail and Bipartisan Legislation HF19640. Voting Yea: Mayor Zeman, Burkhardt, Hopkins, Scharpnick. Voting Abstaining: Frank. Motion carried 4-0.**

6. Notices and Communications

A. Eide Bailly Governance Planning Letter
Councilmember Burkhardt asked whether there had been any discussion yet on whether we have them for the future and, if so, the potential cost. Jackson said she believes this is the last year of the contract, and there has not been a discussion yet, but we should think about putting out an RFP. She also stated that, having worked with a few different auditing firms in the past, she is very pleased with the service and ease of process with the current auditing firm.

7. Presentation of Petitions, Complaints, and Requests (3 minutes each)

None.

8. Adjournment

Motion made by Hopkins, Seconded by Burkhardt, to adjourn the meeting at 4:55 p.m. Voting Yea: Mayor Zeman, Burkhardt, Frank, Hopkins, Scharpnick. Motion carried 5-0.

Don Zeman, Mayor

Attest:

Leaha Jackson, City Administrator

City of Hinckley
City Council Meeting, March 23, 2026

Pursuant to due call and notice, the Special Meeting of the Hinckley City Council was called to order by Mayor Don Zeman on Friday, March 23, 2026, at 4:30 p.m.

Motion made by Burkhardt, Seconded by Hopkins, to approve the agenda as presented. Motion carried 5-0.

Motion made by Frank, Seconded by Scharpnick, to approve the March 10 ,2026 Regular and Summary and March 12, 2026 Township Annual Meeting for Fire Contracts minutes with the changes of fixing the time, correcting 6.E.2. motion, and adding it to the summary minutes for the March 10, 2026, minutes. Motion carried 5-0.

Motion made by Frank, Seconded by Hopkins, to approve the suggested Park & Recreation Board with the changes suggested by Kevin Hofstad and having the councilmembers on the board be voting members. Motion carried 5-0.

Motion made by Frank, Seconded by Burkhardt, to hire up to three part-time, temporary public works summer helpers for up to 550 hours or 67 days, whichever comes first pending the recommendation of the Personnel Committee. Motion 5-0.

Motion made by Burkhardt, Seconded by Scharpnick, to send the letters of support for the Munger Trail and Bipartisan Legislation HF19640. Motion carried 4-0. Abstaining: Frank.

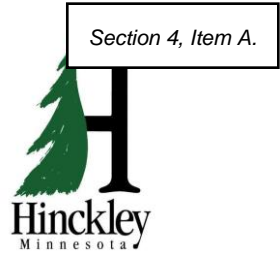
Motion made by Hopkins, Seconded by Burkhardt, to adjourn the meeting at 4:55 p.m. Motion carried 5-0.

Attest:

Don Zeman, Mayor

Leaha Jackson, City Administrator

City of Hinckley
106 First Street SE
P. O. Box 366
Hinckley, MN
[Tel] (320) 384.7491
[Fax] (320) 384.7492
www.hinckley.govoffice2.com



Agenda Item

Proposed Ordinance 02-2026 Park and Recreation Advisory Board

Meeting Date

April 14, 2026

Prepared By

Leaha M. Jackson, City Administrator

Background

The notice of public hearing was published in the April 2, 2026, edition of the North Pine County News.

Recommended Action

Hold a public hearing to take public comments. The draft Ordinance will be an action item later in the meeting.

Council Action: Motion by: _____ Second by: _____

Motion to:

Voted in Favor: _____ Voted Against: _____

Approved: _____ Denied: _____ Tabled: _____ No Action: _____

ORDINANCE NO. 02-2026

AN ORDINANCE TO ENACT A NEW CHAPTER OF THE CITY OF HINCKLEY CODE OF ORDINANCES TO ESTABLISH A PARK AND RECREATION ADVISORY BOARD WITHIN THE CITY OF HINCKLEY

THE CITY COUNCIL OF HINCKLEY, MINNESOTA, ORDAINS:

Chapter 33 Park and Recreation Board, of the City of Hinckley Code of Ordinances (hereafter “this code”) is hereby repealed, and is replaced by the following:

Section 33 – Park and Recreation Advisory Board

- Section 33.01 Policy and Purpose**
- 33.02 Membership**
- 33.03 Meetings**
- 33.04 Bylaws**
- 33.05 Attendance**
- 33.06 Minutes; Reports**
- 33.07 Liaisons**

33.01 Policy and Purpose.

Subd. 1. Policy and Purpose. The Park and Recreation Advisory Board is established to promote the systematic, comprehensive development of park facilities and recreational activities necessary for the physical, mental, emotional, and moral health and well-being of the residents of the City under M.S. §§ 412.111.

Subd. 2. Duties of the Board. The Park and Recreation Advisory Board advises and makes recommendations to the City Council on matters pertaining to park and recreation programs and facilities in the city. The Park and Recreation Advisory Board makes recommendations to the City Council – only the City Council has the authority to make policies for and expenditures for city parks.

33.02. Membership.

Subd. 1. Makeup. The Park and Recreation Advisory Board may consist of up to seven members. One member of the Board need not be a resident of the city but must own property within the city. One of the members appointed at-large may be a student in a junior or senior high school at the time of his or her appointment and need not be a resident of the city. Two members shall be members of the City Council.

Subd. 2. Terms. Terms of the advisory board are for three years and commence on January 1 of the year in which they are appointed, continuing until a successor is appointed and qualified. A member desiring reappointment upon expiration of a term must notify the City Council of the intention of at least of 30 days

prior to the expiration date of the term. Notice of openings must be publicized in the official newspaper, with the City Council not making any appointment until at least one week has elapsed from the date of initial publication.

- a) Initial appointments shall be as follows for members not from the City Council: one-third with a 1-year term, one-third with a 2-year term, and one-third with a 3-year term, so that one-third of the board seats expire each year.

Subd. 3. Attendance. Members are expected to faithfully participate in meetings or other activities. Members may be removed by a majority vote of the City Council. A member who fails to attend three consecutive meetings or three meetings in any six-month period is deemed to have resigned. Vacated positions may be appointed by the City Council for the remainder of the term.

Sub. 4. Compensation. Unless otherwise provided by law, a per-dem payment for each meeting attended by appointed board members may be set by the City Council annually.

33.03 Meetings.

Meetings of the Park and Recreation Advisory Board are held at a date, time, and place as are set forth in their respective bylaws, and they meet as necessary to fulfill the objectives of the board. The procedure for meetings is governed by the board's bylaws. Meetings of the Park and Recreation Advisory Board are open to the public.

33.04. Bylaws.

The Park and Recreation Advisory Board must meet to adopt bylaws for the conduct of its affairs within 30 days after the first appointment of members. Bylaw must provide for election from its membership for a chair, vice-chair, and other officers as it deems necessary, specify month of election, term of office, date and time of meeting, order of business, and other matters necessary for the conduct of business of the advisory board. Board secretary is appointed by the chair, provided, however, that the City Clerk-Administrator may assign members of the city administrative staff to serve as secretary, performing the clerical duties of the board. Bylaws shall be submitted and approved by the City Council.

33.05 Minutes; Reports.

The proceedings of the Park and Recreation Advisory Board must be recorded in minute form and must be furnished to each board member, the Mayor, and City Council members.

33.06. Liaisons.

The City Council must annually appoint two council members to the Park and Recreation Advisory Board to serve as voting members and liaisons between the City Council and the board.

ADOPTED by the City Council of the City of Hinckley, Minnesota, this 14th day of April, 2026.

Don Zeman, Mayor

Attest:

Leaha Jackson, City Administrator

DRAFT

City of Hinckley
106 First Street SE
P. O. Box 366
Hinckley, MN
[Tel] (320) 384.7491
[Fax] (320) 384.7492
www.hinckleymn.gov



Agenda Item

- A. American Legion Post 388- Temporary Liquor License- June 26 & 27, 2026
- B. Accept Resignation of Cheyanna Larson, Bartender/Retail Clerk, as of March 19, 2026

Meeting Date

April 14, 2026

Prepared By

Leaha M. Jackson, City Administrator

Background

Recommended Action

Approve the consent agenda as presented

Council Action: Motion by: _____ Second by: _____

Motion to:

Voted in Favor: _____ Voted Against: _____

Approved: _____ Denied: _____ Tabled: _____ No Action: _____



Minnesota Department of Public Safety
Alcohol and Gambling Enforcement Division
445 Minnesota Street, Suite 1600, St. Paul, MN 55101
651-201-7507 TTY 651-282-6555

Section 5, Item A.

**APPLICATION AND PERMIT FOR A 1 DAY
TO 4 DAY TEMPORARY ON-SALE LIQUOR LICENSE**

Name of organization Hinckley Legion Post 388 Date of organization _____ Tax exempt number _____

Organization Address (No PO Boxes) 306 LAWLER AVE N City Hinckley State MN Zip Code 55037

Name of person making application Wayne Cessna Business phone _____ Home phone _____

Date(s) of event June 26 & 27 2026 Type of organization Microdistillery Small Brewer
 Club Charitable Religious Other non-profit

Organization officer's name TOM EIFFLER City _____ State MN Zip Code _____

Organization officer's name John ROSTBERG City _____ State MN Zip Code _____

Organization officer's name _____ City _____ State MN Zip Code _____

Location where permit will be used. If an outdoor area, describe.

Community Center

If the applicant will contract for intoxicating liquor service give the name and address of the liquor license providing the service.

If the applicant will carry liquor liability insurance please provide the carrier's name and amount of coverage.

West Bend Insurance Company 1,000,000 / 2,000,000

APPROVAL

APPLICATION MUST BE APPROVED BY CITY OR COUNTY BEFORE SUBMITTING TO ALCOHOL AND GAMBLING ENFORCEMENT

City or County approving the license

Date Approved

Fee Amount

Permit Date

Event in conjunction with a community festival Yes No

City or County E-mail Address

Current population of city

Please Print Name of City Clerk or County Official

Signature City Clerk or County Official

CLERKS NOTICE: Submit this form to Alcohol and Gambling Enforcement Division 30 days prior to event

No Temp Applications faxed or mailed. Only emailed.

ONE SUBMISSION PER EMAIL, APPLICATION ONLY.

PLEASE PROVIDE A VALID E-MAIL ADDRESS FOR THE CITY/COUNTY AS ALL TEMPORARY PERMIT APPROVALS WILL BE SENT BACK VIA EMAIL. E-MAIL THE APPLICATION SIGNED BY CITY/COUNTY TO AGE.TEMPORARYAPPLICATION@STATE.MN.US

Notice of Voluntary Resignation

I Cheyanna Larson, do hereby voluntarily resign from my employment with the City of Hinckley, effective 3-19-26, which will be my *Effective date of resignation*

final day of employment with the City of Hinckley.

I acknowledge that this resignation and the effective date of the resignation can not be withdrawn nor changed unilaterally by me.

Cheyanna Larson
Signature

3-19-26
Date



PINE COUNTY SHERIFF'S OFFICE

Sheriff Jeff Nelson

635 Northridge Drive NW, Suite 100

Pine City, MN 55063

320-629-8380 Office * 320-629-8392 Fax

Hinckley by zone

Printed on February 16, 2026

CFS Date/Time	CFS #	Description	Street Name
02/08/26 01:56:15	PI260202269	Canine Training	1ST ST SE
02/08/26 04:08:12	PI260202270	Auto Fire Alarm	GRINDSTONE CT
02/08/26 05:10:38	PI260202272	Auto Fire Alarm	GRINDSTONE CT
02/08/26 09:46:58	PI260202275	Medical	LAWLER AVE N
02/08/26 11:38:41	PI260202277	Unwanted Person	7TH ST SE
02/08/26 14:40:24	PI260202282	MVA Property Damage	FIRE MONUMENT RD
02/08/26 18:58:32	PI260202302	Informational	HINCKLEY RD
02/08/26 19:47:12	PI260202307	Informational	LADY LUCK DR
02/09/26 03:16:42	PI260202317	Informational	SPRING LN
02/09/26 08:51:49	PI260202327	Harassment	LAWLER AVE S
02/09/26 10:43:09	PI260202330	Auto Fire Alarm	GRINDSTONE CT
02/09/26 11:31:33	PI260202333	Medical	MAIN ST E
02/09/26 13:39:30	PI260202342	Repeat Offender	DUNN AVE N
02/09/26 14:01:58	PI260202344	Follow Up	1ST ST SW
02/09/26 14:02:01	PI260202345	Theft	LADY LUCK DR
02/09/26 14:04:59	PI260202346	Drug Incident	7TH ST SE
02/09/26 15:03:12	PI260202352	Detail	1ST ST SE
02/09/26 15:08:17	PI260202353	Canine Training	LADY LUCK DR
02/09/26 22:28:10	PI260202378	Attemp Pickup	LADY LUCK DR
02/10/26 04:37:32	PI260202390	Check Business	LADY LUCK DR
02/10/26 09:31:30	PI260202401	Threats	NOBLE ST
02/10/26 16:59:12	PI260202444	Medical	SPRING LN
02/10/26 17:04:40	PI260202445	Customer Trouble	GRINDSTONE CT
02/10/26 17:12:50	PI260202446	Traffic complaint	LAWLER AVE S
02/10/26 19:57:32	PI260202454	Traffic Stop	FIRE MONUMENT RD
02/10/26 20:40:43	PI260202458	Traffic Stop	LAWLER AVE S
02/11/26 02:01:28	PI260202463	Customer Trouble	LADY LUCK DR
02/11/26 04:51:42	PI260202466	Traffic Stop	OLD HWY 61 N
02/11/26 10:14:55	PI260202478	Propery Lost/Found	FIRE MONUMENT RD
02/11/26 10:35:48	PI260202482	Assist Other Agency	1ST ST SE
02/11/26 17:12:54	PI260202509	Juvenile Trouble	1ST ST NE
02/11/26 17:29:08	PI260202511	Auto Fire Alarm	GRINDSTONE CT
02/11/26 19:06:23	PI260202516	Assist Other Agency	1ST ST SE
02/11/26 22:08:03	PI260202521	Detail	1ST ST SE
02/12/26 00:25:18	PI260202524	Medical	SPRING LN
02/12/26 00:55:54	PI260202526	Detail	1ST ST SE
02/12/26 01:22:36	PI260202527	Detail	1ST ST SE
02/12/26 02:50:31	PI260202530	Canine Training	1ST ST SE
02/12/26 03:11:47	PI260202532	Traffic Stop	MORRIS AVE S
02/12/26 07:48:39	PI260202537	Miscellaneous Law Call	DUNN AVE N

CFS Date/Time	CFS #	Description	Street Name
02/12/26 08:30:14	PI260202543	Disturbance	MORRIS AVE S
02/12/26 09:25:24	PI260202548	Drone Team Training	1ST ST SE
02/12/26 13:49:37	PI260202568	Medical	LADY LUCK DR
02/12/26 15:19:23	PI260202572	Psychological Problem	SPRING LN
02/12/26 15:34:32	PI260202575	Attempt Pickup	1ST ST SE
02/12/26 17:09:02	PI260202586	Assist Other Agency	1ST ST SE
02/12/26 18:48:52	PI260202590	Miscellaneous Fire Call	MISSION CREEK ST
02/12/26 19:06:16	PI260202594	Paper Service	2ND ST SE
02/12/26 19:06:25	PI260202595	Paper Service	DUNN AVE N
02/12/26 19:06:39	PI260202596	Paper Service	7TH ST SE
02/12/26 21:22:33	PI260202604	Detail	1ST ST SE
02/12/26 23:32:43	PI260202608	Follow Up	LADY LUCK DR
02/13/26 01:03:04	PI260202610	Traffic Stop	FIRE MONUMENT RD
02/13/26 01:22:41	PI260202611	Traffic Stop	FIRE MONUMENT RD
02/13/26 02:07:43	PI260202612	Canine Training	1ST ST SE
02/13/26 06:52:39	PI260202616	Suspicious Activity	MISSION CREEK CIR
02/13/26 07:07:31	PI260202618	Check Welfare	WEBER AVE S
02/13/26 10:36:40	PI260202634	Neighbor Trouble	3RD ST SE
02/13/26 11:17:36	PI260202635	Medical	LADY LUCK DR
02/13/26 16:01:59	PI260202653	Medical	FIRE MONUMENT RD
02/13/26 16:46:46	PI260202654	Medical	SANDY LN
02/13/26 17:17:16	PI260202657	Detail	LADY LUCK DR
02/13/26 18:06:37	PI260202666	Traffic Stop	FIRE MONUMENT RD
02/13/26 18:30:59	PI260202669	Juvenile Trouble	2ND ST SE
02/13/26 21:14:37	PI260202683	Traffic Stop	LADY LUCK DR
02/14/26 00:48:44	PI260202694	Unwanted Person	FIRE MONUMENT RD
02/14/26 04:12:22	PI260202696	Vehicle Information Call	MORRIS AVE S
02/14/26 04:18:10	PI260202697	Traffic Stop	FIRE MONUMENT RD
02/14/26 06:12:03	PI260202698	Traffic Stop	DUNN AVE S
02/14/26 07:24:43	PI260202700	Hit and Run Property	LADY LUCK DR
02/14/26 07:58:59	PI260202702	Medical	LADY LUCK DR
02/14/26 11:53:27	PI260202713	Medical	WEBER AVE S
02/14/26 12:33:23	PI260202719	Animal Check Welfare	GRINDSTONE CT
02/14/26 12:38:31	PI260202720	Medical	HINCKLEY RD
02/14/26 13:54:31	PI260202723	Medical	1ST ST SW
02/14/26 17:07:05	PI260202733	Traffic Stop	HINCKLEY RD
02/14/26 18:00:09	PI260202739	Traffic Stop	FIRE MONUMENT RD
02/14/26 18:15:06	PI260202741	Public Assist	FIRE MONUMENT RD
02/14/26 18:48:29	PI260202745	Traffic Stop	FIRE MONUMENT RD
02/14/26 19:30:35	PI260202748	Traffic Stop	MORRIS AVE S
02/14/26 20:13:51	PI260202753	Parking Problem	1ST ST NW
02/14/26 23:35:46	PI260202760	Traffic Stop	MORRIS AVE S
02/14/26 23:46:19	PI260202761	Traffic Stop	MORRIS AVE S

Total Records: 83



PINE COUNTY SHERIFF'S OFFICE

Sheriff Jeff Nelson
 635 Northridge Drive NW, Suite 100
 Pine City, MN 55063
 320-629-8380 Office * 320-629-8392 Fax

Hinckley by zone

Printed on March 9, 2026

CFS Date/Time	CFS #	Description	Street Name
03/01/26 10:31:57	PI260303735	MVA Property Damage	OLD HWY 61 S
03/01/26 10:32:24	PI260303736		OLD HWY 61 S
03/01/26 12:26:01	PI260303745	Assist Other Agency	1ST ST SE
03/01/26 12:41:29	PI260303746	Medical	LADY LUCK DR
03/01/26 14:36:53	PI260303753	Medical	LADY LUCK DR
03/01/26 15:38:05	PI260303757	Paper Service	DUNN AVE N
03/01/26 17:15:54	PI260303761	Canine Training	OLD HWY 61 N
03/01/26 17:19:19	PI260303762	Traffic Stop	OLD HWY 61 N
03/02/26 01:55:35	PI260303776	Traffic Stop	FIRE MONUMENT RD
03/02/26 05:36:01	PI260303782	Unknown Trouble	LADY LUCK DR
03/02/26 07:15:47	PI260303789	Search Warrant	1ST ST SE
03/02/26 07:38:01	PI260303792	Juvenile Trouble	MAIN ST E
03/02/26 12:59:36	PI260303804	Medical	1ST ST SW
03/02/26 13:57:34	PI260303812	Paper Service	DUNN AVE N
03/02/26 14:06:36	PI260303815	Paper Service	7TH ST SE
03/02/26 14:20:30	PI260303816	Traffic Stop	FIRE MONUMENT RD
03/03/26 04:15:00	PI260303849	Check Business	LADY LUCK DR
03/03/26 06:14:51	PI260303850	Medical	2ND ST SE
03/03/26 06:31:49	PI260303851	Vehicle Information Call	FIRE MONUMENT RD
03/03/26 09:43:25	PI260303860	Railroad Incident	LAWLER AVE S
03/03/26 09:52:45	PI260303862	Tribal Call	WEBER AVE S
03/03/26 12:44:18	PI260303869	Fraud/Scam/ID	LADY LUCK DR
03/03/26 14:51:48	PI260303877	Juvenile Trouble	MAIN ST E
03/03/26 21:29:17	PI260303895	Traffic Stop	FIRE MONUMENT RD
03/03/26 22:07:18	PI260303900	Traffic Stop	FIRE MONUMENT RD
03/04/26 02:49:03	PI260303907	Customer Trouble	LADY LUCK DR
03/04/26 03:41:10	PI260303908	Trespass	LADY LUCK DR
03/04/26 10:21:12	PI260303920	Informational	LADY LUCK DR
03/04/26 14:10:05	PI260303931	Tribal Call	WEBER AVE S
03/04/26 17:02:51	PI260303942	Public Assist	1ST ST SE
03/04/26 18:51:31	PI260303948	Traffic Stop	HINCKLEY RD
03/04/26 19:11:01	PI260303949	Traffic Stop	LADY LUCK DR
03/04/26 21:58:22	PI260303952	Detail	1ST ST SE
03/05/26 08:15:30	PI260303965	Animal Disturbance	1ST ST SW
03/05/26 08:46:48	PI260303967	Traffic complaint	MORRIS AVE S
03/05/26 15:06:26	PI260303983	Medical	FIRE MONUMENT RD
03/05/26 16:11:04	PI260303990	Call Back	7TH ST SE
03/05/26 18:44:57	PI260304002	Medical	WEBER AVE S
03/05/26 19:35:08	PI260304007	Traffic Stop	LADY LUCK DR
03/05/26 21:30:44	PI260304013	Suspicious Activity	FIRE MONUMENT RD

CFS Date/Time	CFS #	Description	Street Name
03/06/26 05:26:22	PI260304027	Trespass	LADY LUCK DR
03/06/26 09:04:37	PI260304033	Informational	1ST ST SE
03/06/26 09:12:27	PI260304034	Medical	MAIN ST E
03/06/26 09:18:07	PI260304035	Check Business	MAIN ST E
03/06/26 15:28:09	PI260304045	Check Welfare	FIRE MONUMENT RD
03/06/26 15:45:51	PI260304051	Traffic Stop	FIRE MONUMENT RD
03/06/26 16:19:19	PI260304056	Juvenile Trouble	FIRE MONUMENT RD
03/06/26 17:04:25	PI260304060	Traffic Stop	FIRE MONUMENT RD
03/06/26 18:46:25	PI260304063	Traffic Stop	FIRE MONUMENT RD
03/06/26 18:50:16	PI260304064	Informational	FIRE MONUMENT RD
03/06/26 19:11:30	PI260304066	Medical	LAWLER AVE S
03/06/26 21:06:41	PI260304072	Intoxicated Person	FIRE MONUMENT RD
03/06/26 21:52:00	PI260304073	Check Business	LADY LUCK DR
03/06/26 22:22:07	PI260304075	Unwanted Person	OLD HWY 61 S
03/07/26 00:33:30	PI260304086	Public Assist	FIRE MONUMENT RD
03/07/26 01:19:58	PI260304088	Check Welfare	WEBER AVE S
03/07/26 02:02:54	PI260304090	Fight	HINCKLEY RD
03/07/26 11:04:44	PI260304105	Damage to Property	7TH ST SE
03/07/26 11:46:22	PI260304107	Unwanted Person	LADY LUCK DR
03/07/26 15:02:10	PI260304115	Animal Disturbance	MAIN ST W
03/07/26 15:48:32	PI260304117	Informational	LADY LUCK DR
03/07/26 17:13:37	PI260304120	Trespass	LADY LUCK DR
03/07/26 18:27:41	PI260304127	Animal Lost/Found	1ST ST SE
03/07/26 21:44:25	PI260304144	Assist Other Agency	FIRE MONUMENT RD
03/07/26 23:33:33	PI260304150	Check Welfare	FIRE MONUMENT RD
03/07/26 23:44:43	PI260304151		7TH ST SE

Total Records: 66



PINE COUNTY SHERIFF'S OFFICE

Sheriff Jeff Nelson
 635 Northridge Drive NW, Suite 100
 Pine City, MN 55063
 320-629-8380 Office * 320-629-8392 Fax

Hinckley by zone

Printed on March 16, 2026

CFS Date/Time	CFS #	Description	Street Name
03/08/26 01:49:42	PI260304157	Disturbance	WEBER AVE S
03/08/26 19:14:12	PI260304205	Traffic Stop	MISSION CREEK ST
03/08/26 19:29:17	PI260304208	Traffic Stop	WEBER AVE S
03/08/26 20:38:57	PI260304210	Medical	SPRING LN
03/08/26 21:07:21	PI260304211	Check Welfare	CARTWAY LN
03/09/26 01:07:30	PI260304221	Extra Patrol	LAWLER AVE S
03/09/26 01:33:58	PI260304222	Medical	LAWLER AVE N
03/09/26 02:03:49	PI260304223	Follow Up	LADY LUCK DR
03/09/26 02:26:08	PI260304224	Lift Assist	3RD ST SE
03/09/26 11:28:54	PI260304249	Medical	LAWLER AVE N
03/09/26 13:24:12	PI260304260	Repeat Offender	WEBER AVE S
03/09/26 14:29:22	PI260304264	Child Protection/Neglect	MAIN ST E
03/09/26 18:18:46	PI260304280	Detail	1ST ST SE
03/09/26 18:27:08	PI260304281	Detail	1ST ST SE
03/10/26 02:14:29	PI260304296	Check Business	LADY LUCK DR
03/10/26 10:05:58	PI260304308	Canine Training	INDUSTRIAL BLVD
03/10/26 10:28:26	PI260304309	Check Welfare	FIRE MONUMENT RD
03/10/26 11:13:24	PI260304310	MVA Property Damage	FIRE MONUMENT RD
03/10/26 18:44:33	PI260304338	Check Welfare	3RD ST SE
03/10/26 19:09:25	PI260304342	Paper Service	POWER AVE S
03/10/26 19:21:39	PI260304345	Paper Service	2ND ST NW
03/10/26 19:39:55	PI260304346	Paper Service	DUNN AVE N
03/11/26 00:49:22	PI260304361	Medical	HINCKLEY RD
03/11/26 01:31:08	PI260304362	Trespass	LADY LUCK DR
03/11/26 01:50:18	PI260304364	Check Business	LADY LUCK DR
03/11/26 12:55:54	PI260304389	Trespass	LADY LUCK DR
03/11/26 13:28:13	PI260304393	Trespass	FIRE MONUMENT RD
03/11/26 14:22:35	PI260304397	Bus stop arm violation	
03/11/26 14:37:21	PI260304398	Informational	LAWLER AVE N
03/11/26 14:59:08	PI260304400	Trespass	LADY LUCK DR
03/11/26 16:13:12	PI260304403	Medical	MISSION CREEK CIR
03/11/26 16:38:45	PI260304405	Juvenile Trouble	MISSION CREEK CIR
03/11/26 22:02:11	PI260304425	Detail	1ST ST SE
03/12/26 02:34:45	PI260304433	Call Back	OAK AVE
03/12/26 03:30:25	PI260304437	Traffic Stop	FIRE MONUMENT RD
03/12/26 04:17:51	PI260304439	Customer Trouble	HINCKLEY RD
03/12/26 17:47:19	PI260304475	Juvenile Trouble	LADY LUCK DR
03/13/26 00:03:57	PI260304496	Check Business	LADY LUCK DR
03/13/26 00:32:38	PI260304498	Trespass	LADY LUCK DR
03/13/26 00:44:25	PI260304499	Check Business	FIRE MONUMENT RD

CFS Date/Time	CFS #	Description	Street Name
03/13/26 02:49:22	PI260304500	Trespass	FIRE MONUMENT RD
03/13/26 07:47:44	PI260304507	Vehicle Information Call	MAIN ST E
03/13/26 08:08:29	PI260304508	Check Welfare	MAIN ST E
03/13/26 08:46:21	PI260304510	Child Protection/Neglect	BLAIR AVE S
03/13/26 09:23:35	PI260304514	Follow Up	FIRE MONUMENT RD
03/13/26 15:56:58	PI260304533	Call Back	2ND ST NW
03/13/26 18:49:43	PI260304540	Assist Other Agency	FIRE MONUMENT RD
03/13/26 18:51:28	PI260304541	Paper Service	POWER AVE S
03/13/26 18:58:17	PI260304542	Paper Service	NOBLE ST
03/13/26 19:47:24	PI260304547	Follow Up	LADY LUCK DR
03/14/26 00:32:26	PI260304557	Traffic Stop	FIRE MONUMENT RD
03/14/26 00:40:49	PI260304558	Informational	LADY LUCK DR
03/14/26 15:27:07	PI260304595	Repeat Offender	DUNN AVE N
03/14/26 15:31:42	PI260304597	Repeat Offender	DUNN AVE N
03/14/26 16:14:51	PI260304602	Traffic Stop	OLD HWY 61 S
03/14/26 17:04:07	PI260304606	Paper Service	LADY LUCK DR
03/14/26 17:39:43	PI260304609	Traffic Stop	FIRE MONUMENT RD
03/14/26 18:09:01	PI260304612	Trespass	LADY LUCK DR
03/14/26 18:25:13	PI260304614		LADY LUCK DR
03/14/26 20:25:05	PI260304621	Assist Other Agency	OLD HWY 61 S

Total Records: 60



PINE COUNTY SHERIFF'S OFFICE

Sheriff Jeff Nelson

635 Northridge Drive NW, Suite 100

Pine City, MN 55063

320-629-8380 Office * 320-629-8392 Fax

Hinckley by zone

Printed on March 23, 2026

CFS Date/Time	CFS #	Description	Street Name
03/15/26 01:02:53	PI260304624	Medical	HINCKLEY RD
03/15/26 04:22:00	PI260304625	Check Business	LADY LUCK DR
03/15/26 04:51:44	PI260304626	Onview Out With	BARRY AVE
03/15/26 05:53:33	PI260304627	Onview Out With	LADY LUCK DR
03/15/26 12:07:47	PI260304633	Animal Disturbance	MAIN ST W
03/15/26 16:25:51	PI260304636	Drone Team Training	1ST ST SE
03/15/26 22:15:50	PI260304643	Medical	SPRING LN
03/16/26 10:27:00	PI260304673	Follow Up	1ST ST SW
03/16/26 10:28:03	PI260304674	Fraud/Scam/ID	OAK AVE
03/16/26 12:25:18	PI260304683	Paper Service	FIRE MONUMENT RD
03/16/26 12:29:02	PI260304684	Paper Service	POWER AVE S
03/16/26 12:32:14	PI260304686	Paper Service	NOBLE ST
03/16/26 14:49:34	PI260304695	Animal Disturbance	2ND ST SE
03/16/26 18:33:32	PI260304706	Intoxicated Person	LADY LUCK DR
03/16/26 22:08:35	PI260304711	Trespass	LADY LUCK DR
03/17/26 01:02:29	PI260304715	Disturbance	WEBER AVE S
03/17/26 04:45:39	PI260304718	Medical	HINCKLEY RD
03/17/26 09:55:38	PI260304732	Civil Matter	LADY LUCK DR
03/17/26 16:56:02	PI260304757	Follow Up	WEBER AVE S
03/17/26 18:42:26	PI260304762	Customer Trouble	HINCKLEY RD
03/18/26 04:45:28	PI260304780	Check Business	LADY LUCK DR
03/18/26 10:55:31	PI260304794	Traffic Stop	FIRE MONUMENT RD
03/18/26 12:25:10	PI260304795	Check Welfare	SULLIVAN AVE S
03/18/26 14:21:41	PI260304800	Vehicle Information Call	LADY LUCK DR
03/18/26 14:49:50	PI260304804	Medical	1ST ST SW
03/18/26 19:08:43	PI260304821	Bullying	MAIN ST E
03/19/26 00:44:44	PI260304836	Traffic Stop	OLD HWY 61 S
03/19/26 08:35:37	PI260304843	Check Business	MAIN ST E
03/19/26 09:52:36	PI260304854	Assist Other Agency	1ST ST SE
03/19/26 10:54:21	PI260304859	Counterfeit	FIRE MONUMENT RD
03/19/26 12:45:44	PI260304870	Child Protection/Neglect	MAIN ST E
03/19/26 14:13:38	PI260304876	Miscellaneous Law Call	MAIN ST E
03/19/26 14:57:56	PI260304878	Search Warrant	1ST ST SE
03/19/26 15:58:56	PI260304882	Juvenile Trouble	MAIN ST E
03/19/26 16:56:54	PI260304885	Informational	LADY LUCK DR
03/19/26 17:28:36	PI260304887	Informational	1ST ST SE
03/19/26 19:55:33	PI260304896	Informational	LADY LUCK DR
03/19/26 23:28:07	PI260304904	Customer Trouble	LADY LUCK DR
03/20/26 00:11:56	PI260304907	Traffic Stop	OLD HWY 61 S
03/20/26 03:28:52	PI260304911	Check Business	LADY LUCK DR

CFS Date/Time	CFS #	Description	Street Name
03/20/26 03:47:57	PI260304912	Onview Out With	HINCKLEY RD
03/20/26 05:23:30	PI260304913	Traffic Stop	FIRE MONUMENT RD
03/20/26 09:10:40	PI260304922	Check Business	MAIN ST E
03/20/26 13:04:20	PI260304942	Informational	FIRE MONUMENT RD
03/20/26 17:07:14	PI260304955	Medical	FIRE MONUMENT RD
03/20/26 19:44:10	PI260304964	Detail	LADY LUCK DR
03/20/26 21:51:49	PI260304969	Check Business	LADY LUCK DR
03/20/26 22:01:31	PI260304970	Informational	FIRE MONUMENT RD
03/20/26 23:43:35	PI260304973	Medical	HINCKLEY RD
03/21/26 02:58:20	PI260304980	Canine Training	LADY LUCK DR
03/21/26 12:29:25	PI260304999	Disturbance	WEBER AVE S
03/21/26 13:06:25	PI260305001	Public Assist	FIRE MONUMENT RD
03/21/26 15:35:44	PI260305009	Theft	LADY LUCK DR
03/21/26 16:12:56	PI260305012	Check Welfare	FIRE MONUMENT RD
03/21/26 19:20:54	PI260305020	Detail	LADY LUCK DR
03/21/26 23:00:38	PI260305036	Check Business	LADY LUCK DR
03/21/26 23:40:22	PI260305040	Customer Trouble	LADY LUCK DR

Total Records: 57



PINE COUNTY SHERIFF'S OFFICE

Sheriff Jeff Nelson
 635 Northridge Drive NW, Suite 100
 Pine City, MN 55063
 320-629-8380 Office * 320-629-8392 Fax

Hinckley by zone

Printed on March 30, 2026

CFS Date/Time	CFS #	Description	Street Name
03/22/26 00:38:48	PI260305044	Public Assist	LADY LUCK DR
03/22/26 13:15:27	PI260305072	Assist Other Agency	FIRE MONUMENT RD
03/22/26 13:27:42	PI260305073	Informational	FIRE MONUMENT RD
03/22/26 19:42:54	PI260305089	Follow Up	FIRE MONUMENT RD
03/22/26 22:22:51	PI260305094	Intoxicated Person	LADY LUCK DR
03/22/26 22:25:39	PI260305095	Detail	1ST ST SE
03/22/26 23:53:35	PI260305099	Disturbance	WEBER AVE S
03/23/26 00:44:23	PI260305101	Disturbance	WEBER AVE S
03/23/26 09:01:08	PI260305111	Search Warrant	1ST ST SE
03/23/26 09:12:31	PI260305113	Medical	SPRING LN
03/23/26 12:11:26	PI260305127	Repeat Offender	OLD HWY 61 S
03/23/26 12:22:32	PI260305128	Detail	1ST ST SE
03/23/26 12:59:13	PI260305130	Property Lost/Found	1ST ST SE
03/23/26 14:11:02	PI260305135	Traffic Stop	FIRE MONUMENT RD
03/23/26 19:23:08	PI260305155	Informational	FIRE MONUMENT RD
03/23/26 19:55:07	PI260305156	Traffic Stop	FIRE MONUMENT RD
03/23/26 20:00:07	PI260305158	Traffic Stop	LADY LUCK DR
03/23/26 20:05:56	PI260305161	Traffic Stop	FIRE MONUMENT RD
03/23/26 20:17:59	PI260305165	Traffic Stop	LAWLER AVE S
03/23/26 22:06:09	PI260305171	Check Business	LADY LUCK DR
03/23/26 22:36:16	PI260305172	Traffic Stop	FIRE MONUMENT RD
03/23/26 23:07:26	PI260305175	Traffic Stop	RIVER CHASE RD
03/24/26 00:09:02	PI260305178	Suspicious Activity	FIRE MONUMENT RD
03/24/26 00:23:07	PI260305179	Traffic Stop	FIRE MONUMENT RD
03/24/26 03:21:04	PI260305185	Detail	1ST ST SE
03/24/26 06:23:24	PI260305187	Theft	LADY LUCK DR
03/24/26 06:51:47	PI260305188	Trespass	LADY LUCK DR
03/24/26 09:26:18	PI260305190	Lift Assist	BIRCHVIEW LN
03/24/26 10:25:59	PI260305193	Traffic Stop	LADY LUCK DR
03/24/26 10:37:25	PI260305195	Detail	1ST ST SE
03/24/26 13:22:55	PI260305205	Call Back	SPRING LN
03/24/26 14:31:46	PI260305207	Unwanted Person	OLD HWY 61 S
03/24/26 18:10:31	PI260305227	Traffic Stop	OAK AVE
03/24/26 18:26:38	PI260305229	Traffic Stop	FIRE MONUMENT RD
03/24/26 22:32:11	PI260305238	Traffic Stop	FIRE MONUMENT RD
03/25/26 02:01:11	PI260305241	Check Business	LADY LUCK DR
03/25/26 02:14:35	PI260305242	Trespass	LADY LUCK DR
03/25/26 02:34:33	PI260305244	Traffic Stop	FIRE MONUMENT RD
03/25/26 07:40:00	PI260305249	Detail	1ST ST SE
03/25/26 11:44:58	PI260305259	Check Welfare	FIRE MONUMENT RD

CFS Date/Time	CFS #	Description	Street Name
03/25/26 12:26:57	PI260305262	Medical	FIRE MONUMENT RD
03/25/26 15:11:16	PI260305276	Informational	OLD HWY 61 N
03/25/26 16:38:32	PI260305287	Informational	LADY LUCK DR
03/25/26 18:17:59	PI260305292	Disturbance	MAIN ST W
03/25/26 18:40:28	PI260305295	Check Welfare	7TH ST SE
03/25/26 21:41:41	PI260305305	Canine Training	WEBER AVE S
03/25/26 22:02:38	PI260305306	Follow Up	LADY LUCK DR
03/25/26 23:44:42	PI260305309	Check Business	LADY LUCK DR
03/26/26 00:11:18	PI260305310	Extra Patrol	1ST ST NE
03/26/26 00:30:29	PI260305312	Call Back	SPRING LN
03/26/26 03:43:16	PI260305315	Crank 911 calls	MISSION CREEK CIR
03/26/26 05:02:02	PI260305316	Suspicious Activity	WEBER AVE S
03/26/26 09:39:26	PI260305324	Detail	OAK AVE
03/26/26 12:44:38	PI260305334	Search Warrant	OAK AVE
03/26/26 16:27:12	PI260305349	Medical	FIRE MONUMENT RD
03/26/26 18:07:37	PI260305354	Trespass	LADY LUCK DR
03/26/26 19:27:50	PI260305359	Trespass	LADY LUCK DR
03/26/26 23:46:33	PI260305370	Theft	LADY LUCK DR
03/27/26 00:17:16	PI260305371	Medical	LADY LUCK DR
03/27/26 02:29:18	PI260305374	Disturbance	WEBER AVE S
03/27/26 09:28:25	PI260305378	Paper Service	2ND ST NW
03/27/26 09:41:30	PI260305380	Medical	SPRING LN
03/27/26 10:37:53	PI260305382	Canine Training	WEBER AVE S
03/27/26 12:07:23	PI260305385	Fraud/Scam/ID	STEPHAN AVE N
03/27/26 16:22:45	PI260305395	Check Welfare	OLD HWY 61 N
03/27/26 17:44:55	PI260305398	Paper Service	FIRE MONUMENT RD
03/27/26 19:02:20	PI260305406	Follow Up	LADY LUCK DR
03/27/26 22:04:32	PI260305414	Disturbance	HINCKLEY RD
03/27/26 23:56:04	PI260305417	Neighbor Trouble	WEBER AVE S
03/28/26 00:05:38	PI260305418	Smoke in the Area	1ST ST NE
03/28/26 05:08:52	PI260305425	Check Business	LADY LUCK DR
03/28/26 12:41:36	PI260305441	Canine Training	BLAIR AVE S
03/28/26 13:59:48	PI260305445	Check Welfare	DUNN AVE N
03/28/26 15:35:21	PI260305454	Trespass	LADY LUCK DR
03/28/26 18:22:02	PI260305464	Medical	GRINDSTONE CT
03/28/26 18:34:42	PI260305466	Disturbance	MISSION CREEK CIR
03/28/26 18:59:52	PI260305467	Assist Other Agency	1ST ST SE
03/28/26 19:08:37	PI260305468	Detail	1ST ST SE
03/28/26 19:58:57	PI260305472	Community	MISSION CREEK CIR
03/28/26 20:01:38	PI260305473	Intoxicated Person	LADY LUCK DR
03/28/26 21:20:38	PI260305479	Vehicle Information Call	2ND ST SW
03/28/26 23:03:05	PI260305484	Traffic Stop	MORRIS AVE S

Total Records: 82



PINE COUNTY SHERIFF'S OFFICE

Sheriff Jeff Nelson
 635 Northridge Drive NW, Suite 100
 Pine City, MN 55063
 320-629-8380 Office * 320-629-8392 Fax

Hinckley by zone

Printed on April 6, 2026

CFS Date/Time	CFS #	Description	Street Name
03/29/26 01:25:57	PI260305491	Suspicious Activity	MAIN ST E
03/29/26 03:18:58	PI260305494	Check Business	LADY LUCK DR
03/29/26 06:21:52	PI260305495	Assist Other Agency	1ST ST SE
03/29/26 06:49:23	PI260305496	Check Welfare	WEBER AVE S
03/29/26 12:25:55	PI260305502	Medical	SPRING LN
03/29/26 14:10:28	PI260305505	Canine Training	LADY LUCK DR
03/29/26 15:17:38	PI260305508	Detail	1ST ST SE
03/29/26 16:25:35	PI260305511	Child Lost/Found	LADY LUCK DR
03/29/26 17:44:28	PI260305517	Traffic Stop	2ND ST NW
03/29/26 18:15:13	PI260305521	Traffic Stop	OLD HWY 61
03/29/26 20:12:06	PI260305530	Follow Up	LADY LUCK DR
03/30/26 02:13:48	PI260305546	Suicide Threat	
03/30/26 03:27:48	PI260305547	Check Business	LADY LUCK DR
03/30/26 08:35:39	PI260305554	Juvenile Trouble	LAWLER AVE S
03/30/26 10:48:44	PI260305565	Medical	DUNN AVE N
03/30/26 14:56:03	PI260305588	Traffic Stop	3RD ST NE
03/30/26 15:56:19	PI260305590	Call Back	FIRE MONUMENT RD
03/31/26 00:54:47	PI260305616	Traffic Stop	FIRE MONUMENT RD
03/31/26 02:08:56	PI260305619	Check Business	WEBER AVE S
03/31/26 09:42:32	PI260305625	Burglary	MAIN ST E
03/31/26 09:43:55	PI260305627	Medical	4TH ST SE
03/31/26 12:23:39	PI260305637	Psychological Problem	3RD ST SE
03/31/26 14:09:06	PI260305649	Informational	SPRING LN
03/31/26 15:28:46	PI260305655	Follow Up	MAIN ST E
03/31/26 16:08:51	PI260305658	Repeat Offender	1ST ST NW
03/31/26 18:20:22	PI260305671	Fraud/Scam/ID	3RD ST SE
03/31/26 18:49:49	PI260305672	Follow Up	1ST ST SE
03/31/26 18:52:28	PI260305673	Paper Service	SULLIVAN AVE S
03/31/26 20:56:20	PI260305682	Suspicious Activity	MAIN ST W
03/31/26 21:43:03	PI260305684	Extra Patrol	MAIN ST E
04/01/26 05:57:34	PI260405694	Assist Other Agency	1ST ST SE
04/01/26 10:24:21	PI260405708	Detail	1ST ST SE
04/01/26 12:58:53	PI260405722	Crank 911 calls	MORRIS AVE S
04/01/26 16:07:15	PI260405735	Vehicle Information Call	LADY LUCK DR
04/01/26 17:51:46	PI260405738	Civil Matter	SULLIVAN AVE S
04/01/26 23:56:34	PI260405760	Detail	1ST ST SE
04/02/26 10:04:05	PI260405772	Follow Up	MAIN ST E
04/02/26 11:07:25	PI260405775	Follow Up	MAIN ST E
04/02/26 11:40:02	PI260405778	Juvenile Trouble	BLAIR AVE S
04/02/26 17:18:13	PI260405793	Harassment	BLAIR AVE S

CFS Date/Time	CFS #	Description	Street Name
04/02/26 17:37:13	PI260405795	Vehicle Information Call	LADY LUCK DR
04/02/26 17:58:20	PI260405796	Medical	LADY LUCK DR
04/03/26 02:09:39	PI260405812	Canine Training	WEBER AVE S
04/03/26 02:18:36	PI260405813	Traffic Stop	FIRE MONUMENT RD
04/03/26 02:49:28	PI260405814	Check Business	LADY LUCK DR
04/03/26 02:55:00	PI260405815	Attempt Pickup	LADY LUCK DR
04/03/26 03:18:07	PI260405816	Suspicious Activity	LADY LUCK DR
04/03/26 06:24:33	PI260405820	Traffic Stop	MORRIS AVE S
04/03/26 10:01:40	PI260405828	Paper Service	LAWLER AVE S
04/03/26 10:05:42	PI260405829	Paper Service	POWER AVE S
04/03/26 10:08:16	PI260405830	Paper Service	POWER AVE S
04/03/26 10:14:06	PI260405831	Paper Service	NOBLE ST
04/03/26 10:19:48	PI260405832	Paper Service	MAIN ST W
04/03/26 11:46:46	PI260405833	Suspicious Activity	CARRIAGE HILL DR E
04/03/26 14:24:32	PI260405840	Paper Service	LAWLER AVE S
04/03/26 14:24:43	PI260405841	Paper Service	LAWLER AVE S
04/03/26 14:24:52	PI260405842	Paper Service	LAWLER AVE S
04/03/26 14:30:33	PI260405843	Person w/Weapon	1ST ST NW
04/03/26 16:58:03	PI260405850	Follow Up	1ST ST NW
04/03/26 17:26:04	PI260405851	Suspicious Activity	MAIN ST W
04/03/26 18:30:08	PI260405856	Search Warrant	1ST ST SE
04/03/26 19:21:19	PI260405861	Traffic Stop	LADY LUCK DR
04/03/26 19:36:56	PI260405862	Traffic Stop	FIRE MONUMENT RD
04/03/26 20:09:04	PI260405865	Traffic Stop	FIRE MONUMENT RD
04/03/26 21:10:03	PI260405867	Disturbance	FIRE MONUMENT RD
04/04/26 00:17:52	PI260405875	Informational	HINCKLEY RD
04/04/26 00:35:34	PI260405878	Check Business	LADY LUCK DR
04/04/26 00:58:30	PI260405879	Traffic Stop	HINCKLEY RD
04/04/26 02:44:36	PI260405882	Traffic Stop	WEBER AVE S
04/04/26 03:10:13	PI260405883	Traffic Stop	LADY LUCK DR
04/04/26 09:41:29	PI260405888	Informational	LADY LUCK DR
04/04/26 13:40:52	PI260405896	Drug Incident	FIRE MONUMENT RD
04/04/26 15:33:34	PI260405902	Traffic Stop	FIRE MONUMENT RD
04/04/26 18:11:03	PI260405907	Traffic Stop	MORRIS AVE S
04/04/26 18:11:15	PI260405908	Psychological Problem	SPRING LN
04/04/26 18:58:12	PI260405915	Follow Up	LAWLER AVE S
04/04/26 21:30:31	PI260405922	Traffic Stop	FIRE MONUMENT RD
04/04/26 21:41:38	PI260405923	Traffic Stop	FIRE MONUMENT RD
04/04/26 23:16:07	PI260405932	Traffic Stop	OLD HWY 61 N

Total Records: 79



FY26 Planning SWC Grants - City of Hinckley

From Mueller-LaClair, Julianne (MPCA) <Julianne.Mueller-LaClair@state.mn.us>

Date Mon 3/9/2026 3:26 PM

To Leaha Jackson <cityadmin@cityofhinckley.com>

Caution: This email originated from outside the organization. Do not click links or open attachments unless you recognize the sender and know the content is safe.

Hello,

I'm writing to inform you that you were not selected for an award. It was an extremely competitive round of proposals, the MPCA received 72 applications asking for approximately \$8.8 million dollars.

Please note: At this time, the MPCA does not have funding for future resiliency planning grant programs.

Thank you for your interest in our program.

Julianne Mueller-LaClair, JD
Lead Contract Specialist | Outgoing Grants

Minnesota Pollution Control Agency

520 Lafayette Road N.
Saint Paul, MN 55155-4194
O: 651-757-2135

Our mission is to protect and improve the environment and human health. | pca.state.mn.us



NOTICE: This email (including attachments) is covered by the Electronic Communications Privacy Act, 18 U.S.C. 2510-2521. This email may be confidential and may be legally privileged. If you are not the intended recipient, you are hereby notified that any retention, dissemination, distribution, or copying of this communication is strictly prohibited. Please reply back to the sender that you have received this message in error, then delete it. Thank you



Excellence in Training and Technical Assistance

Press Release - Minnesota Rural Water Association

March 18, 2026

Contact: Lori Blair – Executive Director– 218-685-5197

Minnesota Rural Water Association presents the Extra Mile Award to Jerry Williams, City of Hinckley-PeopleService.

The Extra Mile Award is presented to an individual or system for efforts put forth above and beyond his/her normal scope of responsibilities, assisting water/wastewater systems and their personnel. This award goes to the outstanding achievers in the water and wastewater industry who are recognized by Operators, Industry Members, Peers, and Friends.

The recipient of the Extra Mile Award is Jerry Williams from the City of Hinckley-PeopleService.

Jerry is a living legend. Jerry started working for the city of Hinckley in 1971. Douglas Fagerstrom recounts that "Jerry was always around in the community, and I remember a few occasions whenever there was an emergency, I would go with my dad, who was on the city council, to help Jerry run pumps, jet sewers, remove trees, or knock on doors, whatever needed to be done. Then after the crisis, I saw him the next day working or working his other jobs, painting or at the local service station." When the city decided to contract in the early 1990s, Jerry transitioned to PeopleService.

Douglas also states: "Jerry always has time for coffee with the customer to explain their water bill, shovel a sidewalk, or help thaw a frozen pipe. With all the technical knowledge Jerry has given me in my time with him at work, the most important thing he taught me was about being a decent human being and treating all the members of the community with respect even when the proverbial crap was hitting the fan!"

Kathryn Lake, City Administrator in Kettle River also stated "Jerry's commitment to excellence, tireless work ethic, and unwavering dedication to the community have consistently gone above and beyond the expectations of his role. Jerry's proactive approach to maintenance and problem-solving has saved the department significant time and resources. He has implemented innovative solutions to recurring challenges, trained new team members with patience and professionalism, and maintained a positive, collaborative attitude even under pressure. Beyond his technical skills, Jerry's dedication to serving the community is truly inspiring. He treats every resident's concern with respect and urgency, ensuring that people feel heard and valued. His work ethic, integrity, and genuine care for others make him an exceptional role model for his peers."



Sandy Osterdyk, City Clerk from Sturgeon Lake states "The 77-year-old PeopleService operator from Hinckley isn't just any operator or contractor. He is MY WORLD, my hero, my role model, my mentor, the man I have looked up to my entire life, the one I get to call Dad, the one who got me started as a City Clerk/Treasurer here in Sturgeon Lake. The Jerry Williams that everyone knows is the same man I know, he is a simple man, humble, loves his BBQ, classic cars, fishing, hunting, and dreaming of still getting that trophy Buck every fall, he takes great pride in his work, he's a prankster, he loves to laugh, he has the quickest wit and refuses to slow down. Rarely will you see him without a smile on his face or a ball cap. After high school, he joined the US Army. He was stationed at Fort Knox, Kentucky, where he served as a Machinist and was awarded the National Defense Service Medal and the Sharpshooter Rifle Badge. After leaving the US Army, he worked in construction until he began working for the City of Hinckley in 1971, and, as they say, the rest is history."

Finally, the Mayor of Hinckley, Don Zeman, states, "His institutional knowledge is irreplaceable." And the Hinckley City Administrator Leaha Jackson says, "He stayed on beyond retirement, continuing to mentor those new to the industry."

WOW – incredible story and incredible person. Congratulations Jerry!

Photo: Tom Dowdle, Chairman, Minnesota Rural Water Association (L) and Jerry Williams, City of Hinckley-PeopleService (R).

City of Hinckley
106 First Street SE
P. O. Box 366
Hinckley, MN
[Tel] (320) 384.7491
[Fax] (320) 384.7492
www.hinckleymn.gov



Agenda Item

People Service MPCA PFAS Source Identification & Reduction Strategy Grant- Invoice 03

Meeting Date

April 14, 2026

Prepared By

Leaha Jackson, City Administrator

Background

The MPCA PFAS Source Identification & Reduction Strategy Grant is a reimbursement grant. This approval also includes approving payment to the contractor, PeopleService, for the work done to this point.

Recommended Action

Approve the draw request for Invoice 03 to the MPCA for \$1,295.32, with a local match of \$268.95, and approve payment of \$1,026.37 to PeopleService.

Council Action: Motion by: _____ Second by: _____

Motion to:

Voted in Favor: _____ Voted Against: _____

Approved: _____ Denied: _____ Tabled: _____ No Action: _____

Grant Program
Invoice for Reimbursement of Grant Funds

Directions: When submitting an invoice for reimbursement, you must fill out this document along with a budget table in the Budget Tracker spreadsheet. Email both documents (and any supporting documentation or “proof” like receipts) as attachments to the MPCA grant project manager for review. After the MPCA grant project manager approves your invoice and attachments, they will email them to MPCA Accounts Payable and will copy you on that email. In the following sections, provide the necessary information for the relevant invoice period. If there are no updates to provide, type “N/A”. Examples of the information you should include are provided throughout this document in blue text.

- **Email Subject Line:** Grantee Name, Grant Name, and Invoice Number (ex: *ABC Company, Prevention of Wasted Food & Food Rescue Grant, Invoice #2*)
- **Attach:** this document, the budget tracker, and your supporting documents

Overview – in this section, update the information in the bottom three rows of the table

Project Title: City of Hinckley WWTF PFAS Source Identification and Reduction Strategy	
Total Grant Amount: \$52,800.00	Total Match: \$5800
Grantee: City of Hinckley, MN	Grantee Contact Name: Leaha Jackson
MPCA Grant Project Manager: Austin Dehn/Lucy Trotter	
SWIFT Contract: 270506	PO#: XXXXXX
Agency Interest ID #: 1014	Activity ID #: PRO20240002
Invoice Number: 03	Invoice Date: 04/01/2026
Grant Invoice Amount Requested: \$1,026.37	Match Amount Used: \$268.95
Grant Amount Remaining After Invoice: \$43,098.99	Match Remaining After Invoice: \$5,026.37

Summary of Expenses – in this section, provide brief descriptions of the expenses spent during the invoicing period

Objective	Task	Brief Description of Expense <i>Include a description for each subtask, outlining the work completed (include detailed measurements when possible that support the project targets) or the purchases made during the invoice period.</i>	Documentation Attached <i>e.g., Receipt for equipment purchase, staff time sheet</i>
Objective 1 – WWTF PFAS Source Identification Strategy, workplan timeframe (if provided in the executed workplan)	Task A – Sampling	Purchased sampling supplies	See Attachment A
	Task B – SIU Monitoring	Evaluated sampling event and planned next steps. Influent negative, but digester sludge had six PFAS compounds	See Attachment D
	Task C – PFAS PMP Prep	Assistance to City for grant understanding, correspondence with MPCA for clarification on staff, dates, and reporting of biosolids reporting.	See Attachment B
	Task D – Community Match/Education	Staff time for competing invoicing/draw requests. Information to council on grant progress and conversations with PeopleService on grant.	See Attachment C

Grant Program
Invoice for Reimbursement of Grant Funds**Reflection - Successes, Challenges, and Lessons Learned:**

Describe successes, challenges, and lessons learned during the past invoicing period. The goals are to 1) communicate project progress to your MPCA grant project manager and 2) make it so that you have the documentation needed when you begin drafting your final report. When writing this section, think of it as tips you would use if repeating the project again in the future or advice given to another organization doing similar work.

Figured out the remaining pieces for invoicing. Initial sampling is completed. Now to work on what the needs will be if no PFAS are detected in influent samples but are detected in the digester. Are they current or historical chemicals? Also, do we need to complete more influent tests to verify that no PFAS are currently being introduced into the system? Will continue to work with our consultant, PeopleService to answer these questions.

Other Commitments Tracking:

Below are actions you committed to, or that are required of all grantees, such as but not limited to communicating the results of the project, community engagement, and direct benefits to environment justice communities within this tracking section. For the actions listed below, record any progress made on them during this invoice period as well as progress to-date (pulled from previous invoices). This will create a summary that can then be pulled into your final report.

1. Community engagement (pulled from the workplan and/or application)
 - a. Progress this invoice: N/A
 - b. Progress to-date: N/A

Examples

1. *Communicate about the project and its progress/results in organization monthly newsletter and public settings (as committed to in their application).*
 - a. *Progress this invoice: 1 newsletter announcements made (a copy of it is included in the email)*
 - b. *Progress to-date: 6 newsletter announcements to-date including the one from this invoice, 1 tabling event at the City EcoExpo, 1 presentation to the Board completed*
2. *Conduct community engagement with the local community that will be participating in the organics collection program (as committed to in their application).*
 - a. *Progress this invoice: none this invoice period*
 - b. *Progress to-date: made a relationship connection with two community leaders and began planning engagement opportunities*



INVOICE

Invoice No. PS-INV109862
Account No. 30056
Invoice Date March 31, 2026

CITY OF HINCKLEY
CITY ADMINISTRATOR
PO BOX 366
HINCKLEY, MN 55037-0366

Table with 2 columns: Description, Amount. Rows: Previous Balance \$34,667.00, Invoice Total \$26.37, Balance Due \$34,693.37

Recent payments may not be reflected in totals.

Questions? (402) 344-4800 ext 7013

Due on 1st of Month

Lab Services

\$26.37

Sampling

Please tear here: _____

CITY OF HINCKLEY

Inv No. PS-INV109862

Balance Due \$34,693.37

Amount Paid: _____

Please put Invoice number on your check and return payment stub with your remittance

Please mail payment (checks only) to:

PeopleService, Inc
ATTN: Account Receivable
209 S 19th ST STE 555
OMAHA NE 68102-1758

Monthly Activity Description

1. Office supplies charges of \$206.39 to be shared by all nine PFAS grant facilities plus customary 15% admin fee of \$3.44 totaling \$237.35. The facility was charged \$26.37.

2.

3.

4.

5.

6.

PFAS Bill - Back

Order Summary

Order placed February 11, 2026 Order # 114-4716576-5023426

Ship to

Tim Gratke
1341 CAMPBELL LN NW
HUTCHINSON, MN 55350-1480
United States

Payment method

Visa ending in 5666
[View related transactions](#)

Order Summary

Item(s) Subtotal:	\$53.98
Shipping & Handling:	\$0.00
Total before tax:	\$53.98
Estimated tax to be collected:	\$4.25
MN Road Improvement and Food Delivery Fee	\$0.50

Grand Total: \$58.73

Delivered February 16



Amazon Basics Multipurpose Copy Printer Paper, 20 lb, 8.5 x 11 Inches, 10 Reams (5,000 Sheets), 92 Bright, White
Sold by: Amazon.com
Supplied by: Other
Return or replace items: Eligible through March 19, 2026
\$53.98

$$\begin{array}{r}
 15\% \quad + \quad 8.81 \\
 \hline
 67.54
 \end{array}$$

Printer paper for home office printer - PFAS Binders for all clients.

PFAS Bill-Back

Section 6, Item C.

Order Summary

Order placed February 2, 2026 Order # 114-5994891-5241044

Ship to

Tim Gratke
1341 CAMPBELL LN NW
HUTCHINSON, MN 55350-1480
United States

Payment method

Visa ending in 5666
[View related transactions](#)

Order Summary

Item(s) Subtotal:	\$84.32
Shipping & Handling:	\$0.00
Total before tax:	\$84.32
Estimated tax to be collected:	\$6.64
Grand Total:	\$90.96

15%
+ 13.64

104.60

Delivered February 5

Your package was left near the front door or porch.



Oxford Blank Write On Binder Dividers, 1/5 Cut Tabs, 3 Hole Punch Dividers in 5 Tab Sets, 100 Dividers, 20 Sets, White (89981)

Sold by: Amazon.com

Supplied by: Other

Return window closed on March 7, 2026

\$14.42



COMIX Sturdy 3 Ring Binder 2 inch with Clear View Cover, 2" Slant-D Ring View Binder Holds 500 Sheets of US Letter Size Paper, 6 Pack (Green)

Sold by: Comix Group

Return window closed on March 7, 2026

\$34.95

(BB)

Delivered February 5

Your package was left near the front door or porch.



COMIX Sturdy 3 Ring Binder 2 inch with Clear View Cover, 2" Slant-D Ring View Binder Holds 500 Sheets of US Letter Size Paper, 6 Pack (Green)

Sold by: Comix Group

Return window closed on March 7, 2026

\$34.95

Binders for each client
to house grant study info.

PFAS Bill-Back

Section 6, Item C.

Order Summary

Order placed February 11, 2026 Order # 114-0956713-1503468

Ship to

Tim Gratke
1341 CAMPBELL LN NW
HUTCHINSON, MN 55350-1480
United States

Payment method

Visa ending in 5666
[View related transactions](#)

Order Summary

Item(s) Subtotal:	\$52.56
Shipping & Handling:	\$0.00
Total before tax:	\$52.56
Estimated tax to be collected:	\$4.14
Grand Total:	\$56.70

Delivered February 17

Your package was left near the front door or porch.



Compatible for EPT502 Ink Refill Bottles ET-2850 ET-3760 ET-3850 (5 Pack)
Replacement for ET 2850 ET 3850 ET-4850 ET-2760 ET3760 2850 ET-4760 ET-3830 ET-3843 ET-2750 ET-3750 ET-4750 ET-15000 Printer

Sold by: Trokley
Return or replace Items: Eligible through March 19, 2026
\$26.99



Amazon Basics 2/3 Hole Punch, Semi-Adjustable, 30 Sheet Capacity, Black

Sold by: Amazon.com
Supplied by: Other
Return or replace Items: Eligible through March 19, 2026
\$25.57

15%
+ 8.50

65.20

3-Hole Punch + Ink for home office printer - PFAS Binders for clients.



INVOICE

Invoice No. PS-INV109409
Account No. 30056
Invoice Date January 31, 2026

CITY OF HINCKLEY
CITY ADMINISTRATOR
PO BOX 366
HINCKLEY, MN 55037-0366

Table with 2 columns: Description, Amount. Rows: Previous Balance \$33,667.00, Invoice Total \$800.00, Balance Due \$34,467.00

Recent payments may not be reflected in totals.

Questions? (402) 344-4800 ext 7013

Due on 1st of Month

Table with 2 columns: Description, Amount. Rows: PFAS GRANT OFFICE WORK - 2 hours (12/18) \$400.00, PFAS GRANT OFFICE WORK - 2 hours (12/31) \$400.00

12/31 PFAS PMP Prep \$400.00

Please tear here: _____

CITY OF HINCKLEY

Inv No. PS-INV109409

Balance Due \$34,467.00

Amount Paid: _____

Please put Invoice number on your check and return payment stub with your remittance

Please mail payment (checks only) to:

PeopleService, Inc
ATTN: Account Receivable
209 S 19th ST STE 555
OMAHA NE 68102-1758



209 South 19th Street
 Suite 555
 Omaha, NE 68102
 402-344-4800
www.peopleservice.com

Time Sheet & Billing Summary

PFAS Grant Project
 City of Hinckley
 December-25

Time Sheet

Date	Employee Type	Start Time	End Time	Total Hours	Hourly Rate	Total	Description
12/18/25	Dir Consulting	10:00 AM	12:00 PM	2.00	\$200	\$400.00	Office Work
12/31/25	Dir Consulting	1:00 PM	3:00 PM	2.00	\$200	\$400.00	Office Work
Lab Services							Invoices Attached
Meals & Lodging							Receipts Attached
Monthly Totals						\$800.00	

PFAS Grant Project Billing Schedule and Summary

<i>Project Summary</i>				
Project Budget			\$47,000	
Work Completed To Date			\$4,130.20	
Percent Complete To Date			9%	
<i>Hours</i>		Hours	Rate	Total
Director Consulting Services		8.00	\$200	\$1,600.00
Manager		1.75	\$200	\$350.00
Operator		0.50	\$150	\$75.00
Travel		2.00	\$150	\$300.00
Meals & Lodging		N/A	N/A	\$51.00
Lab Services		N/A	N/A	\$1,754.20
Project Total				\$4,130.20

Monthly Activity Description

1. 12/18/2025 - Received the PFAS sampling event lab analysis reports and reviewed them for planning next process steps. Plant influent grab showed no detections of PFAS compounds. However, the digester sludge had detections of six PFAS compounds. Hinckley is not planning to land apply biosolids during this cropping year. If they did, biosolids would be qualified in the Tier 1 of the biosolids strategy. -TG

2. 12/31/25 - Email correspondence and budget tracker/receipts assistance from grant reimbursement submission rejection by MPCA. Assisted with the new 'effective date' and grant specialist controversy. - TG

3.

4.

5.

6.



INVOICE

Invoice No. PS-INV109638
Account No. 30056
Invoice Date February 28, 2026

CITY OF HINCKLEY
CITY ADMINISTRATOR
PO BOX 366
HINCKLEY, MN 55037-0366

Previous Balance	\$34,467.00
Invoice Total	\$200.00
Balance Due	\$34,667.00

Recent payments may not be reflected in totals.

Questions? (402) 344-4800 ext 7013

Due on 1st of Month

PFAS GRANT OFFICE WORK

\$200.00

PFAS PMP Prep- \$200.00

Please tear here: _____

CITY OF HINCKLEY

Inv No. PS-INV109638

Balance Due \$34,667.00

Amount Paid: _____

Please put Invoice number on your check and return payment stub with your remittance

Please mail payment (checks only) to:

PeopleService, Inc
ATTN: Account Receivable
209 S 19th ST STE 555
OMAHA NE 68102-1758



209 South 19th Street
 Suite 555
 Omaha, NE 68102
 402-344-4800
www.peopleservice.com

Time Sheet & Billing Summary

PFAS Grant Project
 City of Hinckley
 January-26

Time Sheet

Date	Employee Type	Start Time	End Time	Total Hours	Hourly Rate	Total	Description
1/5/26	Dir Consulting	9:00 AM	10:00 AM	1.00	\$200	\$200.00	Office Work
Lab Services							Invoices Attached
Meals & Lodging							Receipts Attached
Monthly Totals						\$200.00	

PFAS Grant Project Billing Schedule and Summary

<i>Project Summary</i>				
Project Budget			\$47,000	
Work Completed To Date			\$4,330.20	
Percent Complete To Date			9%	
<i>Hours</i>		Hours	Rate	Total
Director Consulting Services		9.00	\$200	\$1,800.00
Manager		1.75	\$200	\$350.00
Operator		0.50	\$150	\$75.00
Travel		2.00	\$150	\$300.00
Meals & Lodging		N/A	N/A	\$51.00
Lab Services		N/A	N/A	\$1,754.20
			<i>Project Total</i>	\$4,330.20

Monthly Activity Description

<p>1. 01/05-07/26 - Correspondence with MPCA staff about all clients PFAS grant agreement dates of effectiveness and exactly who was assigned to the nine client projects. Also clarification of reporting of biosolids PFAS result reporting if not land applying in this cropping year. Discussions on the need for any corrective invoicing for work performed prior to client 'effective dates'. Total of nine (9) hours over the three days divided by the nine client grant projects was billed at one (1) hour each client. - TG</p>
<p>2.</p>
<p>3.</p>
<p>4.</p>
<p>5.</p>
<p>6.</p>



INVOICE

Invoice No. PS-INV109409
Account No. 30056
Invoice Date January 31, 2026

CITY OF HINCKLEY
CITY ADMINISTRATOR
PO BOX 366
HINCKLEY, MN 55037-0366

Table with 2 columns: Description, Amount. Rows: Previous Balance \$33,667.00, Invoice Total \$800.00, Balance Due \$34,467.00

Recent payments may not be reflected in totals.

Questions? (402) 344-4800 ext 7013

Due on 1st of Month

Table with 2 columns: Description, Amount. Rows: PFAS GRANT OFFICE WORK - 2 hours (12/18) \$400.00, PFAS GRANT OFFICE WORK - 2 hours (12/31) \$400.00

SIU Monitoring- \$400.00

Please tear here: _____

CITY OF HINCKLEY
Inv No. PS-INV109409
Balance Due \$34,467.00

Please mail payment (checks only) to:

PeopleService, Inc
ATTN: Account Receivable
209 S 19th ST STE 555
OMAHA NE 68102-1758

Amount Paid: _____
Please put Invoice number on your check and return
payment stub with your remittance



209 South 19th Street
 Suite 555
 Omaha, NE 68102
 402-344-4800
www.peopleservice.com

Time Sheet & Billing Summary

PFAS Grant Project
 City of Hinckley
 December-25

Time Sheet

Date	Employee Type	Start Time	End Time	Total Hours	Hourly Rate	Total	Description
12/18/25	Dir Consulting	10:00 AM	12:00 PM	2.00	\$200	\$400.00	Office Work
12/31/25	Dir Consulting	1:00 PM	3:00 PM	2.00	\$200	\$400.00	Office Work
Lab Services							Invoices Attached
Meals & Lodging							Receipts Attached
Monthly Totals						\$800.00	

PFAS Grant Project Billing Schedule and Summary

<i>Project Summary</i>				
Project Budget			\$47,000	
Work Completed To Date			\$4,130.20	
Percent Complete To Date			9%	
<i>Hours</i>		Hours	Rate	Total
Director Consulting Services		8.00	\$200	\$1,600.00
Manager		1.75	\$200	\$350.00
Operator		0.50	\$150	\$75.00
Travel		2.00	\$150	\$300.00
Meals & Lodging		N/A	N/A	\$51.00
Lab Services		N/A	N/A	\$1,754.20
<i>Project Total</i>				\$4,130.20

Monthly Activity Description

1. 12/18/2025 - Received the PFAS sampling event lab analysis reports and reviewed them for planning next process steps. Plant influent grab showed no detections of PFAS compounds. However, the digester sludge had detections of six PFAS compounds. Hinckley is not planning to land apply biosolids during this cropping year. If they did, biosolids would be qualified in the Tier 1 of the biosolids strategy. -TG

2. 12/31/25 - Email correspondence and budget tracker/receipts assistance from grant reimbursement submission rejection by MPCA. Assisted with the new 'effective date' and grant specialist controversy. - TG

3.

4.

5.

6.



209 S. 19th Street Suite 555
Omaha, NE 68102

Local: 402-344-4800
Fax: 402-344-4799

April 1, 2026

City of Hinckley
c/o City Administrator
106 1st Street SE
PO Box 366
Hinckley, MN 55037

Ms. Leaha Jackson

I am writing you to give a brief update on the work that has been performed to date by PeopleService, Inc under the PFAS Source Identification and Reduction Grant Agreement. There has been a lot of work performed in planning and preparation for sampling events to occur and specialized sampling equipment purchased. One sampling event was performed a couple of months ago of the wastewater treatment plant influent and biosolids digester contents. An effluent sample was unable to be obtained at that time due to the treatment ponds being frozen. While that sampling event indicated that there were NO detectable PFAS compounds contained in the plant influent, there were detections made on the biosolids sample. The influent sample was a momentary grab and represents only that moment in time. Whereas the biosolids sample is from a collection of solids contained within the treatment plant over a period of many years. This might help to explain why no PFAS compounds were detected in the plant influent stream but were found to be present in the biosolids. The MPCA is regulating PFAS in biosolids that are land applied in the given cropping year. The biosolids sample results for PFOA and PFOS, the two regulated PFAS compounds, were under the lowest regulatory tier and would have no restrictions on their land application. A second round of sampling is scheduled in early April now that the weather has promoted the thaw of the pond ice covering. This sample event will be used as a comparison to the first to see if results remain consistent and will include sampling of the plant effluent.

I will attach the investigative spreadsheet being used to compare results from PFAS sampling events and the levels of PFAS compound detection for each sample site for your review. It does only have one sampling event included at this time, so comparisons will be made when the results of the next sampling event are received and reviewed. The good news, early indications seem to be pointing in the direction of Hinckley not having a significant PFAS issue within its community.

If you have any questions, please do not hesitate to contact me either on my cell at 320-552-1277 or email me at tgratke@peopleservice.com.

Sincerely,

Tim Gratke
Director, Consulting Services
PeopleService, Inc.

City of Hinckley
106 First Street SE
P. O. Box 366
Hinckley, MN
[Tel] (320) 384.7491
[Fax] (320) 384.7492
www.hinckleymn.gov



Agenda Item

Fire Department Update

Meeting Date

April 14, 2026

Prepared By

Fire Department

Monthly Report

- 1. Calls
- 2. DNR 50/50 Grant Application Request
- 3. Notice of Resignation
 - a. Dan Bergin as of March 17, 2026
 - b. Corrine Bergin as of March 17, 2026

Recommended Action

Approve the Manager’s Report.

Consider approving the request to apply for the DNR 50/50 Grant for communication equipment with a \$5,000 match.

Approve notice of resignation for Dan & Corrine Bergin as of March 17, 2026.

Council Action: Motion by: _____ Second by: _____

Motion to:

Voted in Favor: _____ Voted Against: _____

Approved: _____ Denied: _____ Tabled: _____ No Action: _____

City of Hinckley
Volunteer Fire Department
102 1st Street S.E.
P. O. Box 366
Hinckley, MN 55037
[Tel] (320) 384.7491
[Fax] (320) 384.7492
[Email] firedepartment@cityofhinckley.com



April 8, 2026

Hinckley Fire Department for the month of March 2026.

Fire runs #22-#25. 4 Total Calls for March.

#22 3/10- MVA I-35- Extrication Needed

#23 3/15- MVA I-35- Traffic Control

#24 3/26- Medical-CPR in Progress

#25 3/29- Grass fire- 55 Acres Burned

City of Hinckley
Volunteer Fire Department
102 1st Street S.E.
P. O. Box 366
Hinckley, MN 55037
[Tel] (320) 384.7491
[Fax] (320) 384.7492
[Email] firedepartment@cityofhinckley.com



April 8, 2026

Hinckley Rescue Grant Requests.

Permission to apply for the DNR 50/50 grant. We have applied for this grant over the past many years. This grant is through the DNR in a money match for equipment that can be used for wildland fires. We are applying for a total of \$10,000.00 with a match from the fire department of \$5,000.00 and \$5,000.00 from the DNR. This money will be used for communication equipment.

Thank you.

Elliott Golly
Fire Chief

To the Hinckley Fire Department

It is with great regret that we have not been able to fulfill our commitment to the Fire Department. Not being able to make calls, meetings and trainings, has profoundly disappointed us and is taking a toll on our wellbeing.

So at this time we feel it is best for us and only fair to the fellow members that we resign from the Department.

We would like to thank the Department and all members that welcomed us and made our time with HFD very enjoyable and memorable. We really felt included in the Fire family and look forward to continuing and growing the friendships we have made throughout the journey.

Respectfully.
Dan and Cori Bergin.

March 17th 2026

To the city of Hinckley and Hinckley Fire
Department

Corrine Bergin submission of Official notice of
resignation effective immediately.

Respectfully
Corrine Bergin


A handwritten signature in black ink, appearing to read 'Corrine Bergin', with a long horizontal flourish extending to the right.

March 17th 2026

To the city of Hinckley and Hinckley Fire
Department

Daniel Bergin submission of Official notice of
resignation effective immediately.

Respectfully
Daniel Bergin

A handwritten signature in black ink, appearing to read 'D. Bergin', with a horizontal line extending to the right.

Council Meeting

4/14/2026

Municipal Liquor Store/Bar

March in the off-sale was slower than usual, but we still were able to have a good month financially. After transfers of \$10,002, our net for off sale came out to \$6351.88. Our PYTD was (\$7302.32) compared to our current YTD of \$16,542.26. We seem to be ahead of the game this year, a pleasant surprise for sure.

On-sale also came back positively for March. After their \$2,500 transfer, the On-sale did \$300.35. Our PYTD for this time was at (\$5,217.54) compared to our current of (\$4,231.42). This is still a positive difference of \$986.12 from last year to this year.

We did \$6,652.23 after transfers as whole for Firehouse. Our YTD is \$12,310.84. This is a positive difference of \$24,830.70 from last year (last year's YTD at this time was (\$12,519.86)).

So far in 2026, things appear to be trending in the right direction. Yay!

As we look forward to April, my goal is to further reign in on inventory tracking, both for the on and off sale, as well as planning out for the summer season just around the corner.

This month I will be attending the MMBA Annual Conference. It will be held in Brainerd from April 18th to the 20th. I am looking forward to sharpening my managerial skills, as well as learning strategies to further Firehouse's success. The food is also phenomenal.

As always, feel free to reach out with any questions or concerns.

Thank you.

Phillip Taggart



Liquor Operations Manager

City of Hinckley Firehouse Liquor Store & Bar
Income Statement - Summary
Mar-26

	Current Budget	Mar-26 Actual	Annual Budget	YTD Actual	Remaining Budget Amount	PYTD Actual	YTD to PYTD Variance
Sales Revenue - Off Sale	218,083.00	189,536.49	2,617,000.00	543,715.52	2,073,284.48	566,872.88	(23,157.36)
Cost of Goods Sold - Off Sale	158,930.00	135,381.98	1,907,160.00	389,916.05	1,517,243.95	416,708.75	(26,792.70)
Gross Profit - Off Sale	59,153.00	54,154.51	709,840.00	153,799.47	556,040.53	150,164.13	3,635.34
Operating Expenses - Off Sale	50,950.30	36,574.27	511,565.57	108,707.85	402,857.72	131,357.96	(22,650.11)
Income From Operations - Off Sale	8,202.70	17,580.24	198,274.43	45,091.62	153,182.81	18,806.17	26,285.45
Miscellaneous Revenues - Off Sale	500.00	(1,226.36)	6,000.00	1,456.64	4,543.36	3,897.51	(2,440.87)
Net Income Before Transfers - Off Sale	8,702.70	16,353.88	204,274.43	46,548.26	157,726.17	22,703.68	23,844.58
Transfers - Off Sale	10,002.00	10,002.00	120,024.00	30,006.00	90,018.00	30,006.00	-
Net Income After Transfers - Off Sale	(1,299.30)	6,351.88	84,250.43	16,542.26	67,708.17	(7,302.32)	23,844.58

City of Hinckley Firehouse Liquor Store & Bar
Income Statement - Summary
Mar-26

	Current Budget	Mar-26 Actual	Annual Budget	YTD Actual	Remaining Budget Amount	PYTD Actual	YTD to PYTD Variance
Sales Revenue - On Sale	33,333.00	31,932.62	400,000.00	92,611.20	307,388.80	103,821.27	(11,210.07)
Cost of Goods Sold - On Sale	10,719.00	9,821.97	128,644.00	29,533.99	99,110.01	31,199.07	(1,665.08)
Gross Profit - On Sale	22,614.00	22,110.65	271,356.00	63,077.21	208,278.79	72,622.20	(9,544.99)
Operating Expenses - On Sale	32,424.70	22,921.56	371,519.26	71,831.76	299,687.50	80,997.51	(9,165.75)
Income From Operations - On Sale	(9,810.70)	(810.91)	(100,163.26)	(8,754.55)	(91,408.71)	(8,375.31)	(379.24)
Miscellaneous Revenues - On Sale	3,000.00	3,611.26	36,000.00	12,023.13	23,976.87	10,657.77	1,365.36
Net Income Before Transfers - On Sale	(6,810.70)	2,800.35	(64,163.26)	3,268.58	(67,431.84)	2,282.46	986.12
Transfers - On Sale	2,500.00	2,500.00	30,000.00	7,500.00	22,500.00	7,500.00	-
Net Income After Transfers - On Sale	(9,310.70)	300.35	(94,163.26)	(4,231.42)	(89,931.84)	(5,217.54)	986.12
Net Income Before Transfers - Liquor Operations	1,892.00	19,154.23	140,111.17	49,816.84	90,294.33	24,986.14	24,830.70
Net Income After Transfers - Liquor Operations	(10,610.00)	6,652.23	(9,912.83)	12,310.84	(22,223.67)	(12,519.86)	24,830.70

City of Hinckley Firehouse Liquor Store & Bar
Income Statement - Detail
Mar-26

Section 6, Item F.

		Current Budget	Mar-26 Actual	Annual Budget	YTD Actual	Remaining Budget	PYTD Actual	YTD to PYTD Variance
Sales Revenue - Off Sale	609.37800.37811 Liquor	86,667.00	76,702.00	1,040,000.00	221,723.01	818,276.99	230,016.76	(8,293.75)
	609.37800.37812 Beer	100,000.00	84,940.67	1,200,000.00	240,093.41	959,906.59	251,412.01	(11,318.60)
	609.37800.37813 Wine	14,583.00	13,775.16	175,000.00	41,753.43	133,246.57	42,294.69	(541.26)
	609.37800.37815 Other	5,000.00	3,988.74	60,000.00	11,314.80	48,685.20	11,827.70	(512.90)
	609.37800.37816 Tobacco	5,333.00	5,198.26	64,000.00	14,741.70	49,258.30	15,817.03	(1,075.33)
	609.37800.37817 Non-Taxable	1,500.00	429.64	18,000.00	1,222.42	16,777.58	1,421.52	(199.10)
	609.37800.37818 THC Beverages	5,000.00	4,502.02	60,000.00	12,866.75	47,133.25	14,083.17	(1,216.42)
Sales Revenue - Off Sale		<u>218,083.00</u>	<u>189,536.49</u>	<u>2,617,000.00</u>	<u>543,715.52</u>	<u>2,073,284.48</u>	<u>566,872.88</u>	<u>(23,157.36)</u>
Cost of Goods Sold - Off Sale	609.49750.02510 Cost of Goods Sold-Liquor	57,756.00	50,458.19	693,077.00	146,418.83	546,658.17	156,596.27	(10,177.44)
	609.49750.02520 Cost of Goods Sold-Beer	76,169.00	63,964.51	914,022.00	182,145.09	731,876.91	194,855.33	(12,710.24)
	609.49750.02530 Cost of Goods Sold-Wine	9,562.00	8,952.05	114,741.00	27,177.94	87,563.06	27,978.91	(800.97)
	609.49750.02535 Cost of Goods Sold-THC Beverages	3,985.00	3,109.14	47,829.00	8,758.81	39,070.19	9,867.24	(1,108.43)
	609.49750.02540 Cost of Goods Sold-Miscellaneous	3,812.00	3,112.05	45,747.00	8,848.86	36,898.14	9,086.41	(237.55)
	609.49750.02560 Cost of Goods Sold-Tobacco	5,979.00	4,602.21	71,744.00	13,036.84	58,707.16	13,827.25	(790.41)
	609.49750.03330 Transportation-Freight & Express	1,667.00	1,183.83	20,000.00	3,529.68	16,470.32	4,497.34	(967.66)
Cost of Goods Sold - Off Sale		<u>158,930.00</u>	<u>135,381.98</u>	<u>1,907,160.00</u>	<u>389,916.05</u>	<u>1,517,243.95</u>	<u>416,708.75</u>	<u>(26,792.70)</u>
Gross Profit - Off Sale		<u>59,153.00</u>	<u>54,154.51</u>	<u>709,840.00</u>	<u>153,799.47</u>	<u>556,040.53</u>	<u>150,164.13</u>	<u>3,635.34</u>
Operating Expenses - Off Sale	609.49755.01010 Wages & Salaries-FT-Regular	4,852.07	4,702.78	58,224.86	14,108.35	44,116.51	23,555.62	(9,447.27)
	609.49755.01030 Wages & Salaries-PT-Regular	13,240.97	8,828.50	158,891.67	27,323.82	131,567.85	26,959.83	363.99
	609.49755.01037 Wages & Salaries-PT-PTO	-	281.54	-	537.46	(537.46)	1,170.04	(632.58)
	609.49755.01038 Wages & Salaries-PT-Holiday	-	-	-	1,045.68	(1,045.68)	1,002.80	42.88
	609.49755.01040 Wages & Salaries-PT-OT Premium	-	-	-	1,377.59	(1,377.59)	1,346.14	31.45
	609.49755.01050 Wages & Salaries-Temp-Regular	-	1,455.20	-	3,318.74	(3,318.74)	-	3,318.74
	609.49755.01100 Other Pay-Tips Paid	-	-	-	-	-	(23.74)	23.74
	609.49755.01120 HSA Contributions	392.69	392.69	4,712.26	1,178.07	3,534.19	2,137.99	(959.92)
	609.49755.01210 PERA Contributions	1,356.98	1,039.84	16,283.74	3,348.98	12,934.76	4,062.16	(713.18)
	609.49755.01220 FICA Contributions	1,384.12	1,158.30	16,609.41	3,626.77	12,982.64	4,068.56	(441.79)
	609.49755.01250 Other Retirement Contributions	200.00	-	600.00	600.00	-	600.00	-
	609.49755.01310 Employer Paid Medical	888.77	887.04	10,665.22	2,661.12	8,004.10	4,839.00	(2,177.88)
	609.49755.01320 Employer Paid Dental	80.51	76.52	966.14	229.56	736.58	438.34	(208.78)
	609.49755.01330 Employer Paid Life	17.83	48.37	213.96	149.33	64.63	181.10	(31.77)
	609.49755.01430 MN Paid Leave Contributions	79.61	64.24	955.31	198.79	756.52	-	198.79
	609.49755.01510 WC Insurance Premiums	833.00	472.25	10,000.00	1,416.75	8,583.25	2,307.99	(891.24)
	609.49755.02030 Office Supplies-Printed Forms & Paper	83.00	-	1,000.00	-	1,000.00	-	-
	609.49755.02080 Office Supplies-Other	8.00	-	100.00	-	100.00	82.80	(82.80)
	609.49755.02171 Operating Supplies-Safety Supplies	42.00	-	500.00	-	500.00	60.69	(60.69)
	609.49755.02180 Operating Supplies-Events	54.00	-	650.00	-	650.00	-	-
	609.49755.02190 Operating Supplies-Other	1,042.00	527.46	12,500.00	1,782.93	10,717.07	2,373.59	(590.66)
	609.49755.02210 R&M Supplies-Equipment Parts	46.00	175.00	550.00	175.00	375.00	-	175.00
	609.49755.02280 R&M Supplies-Other	33.00	-	400.00	-	400.00	457.13	(457.13)
	609.49755.02400 Small Tools & Minor Equipment	417.00	-	5,000.00	28.49	4,971.51	530.40	(501.91)
	609.49755.03010 Professional Services-Auditing & Accounting	9,000.00	-	10,000.00	-	10,000.00	10,282.69	(10,282.69)
	609.49755.03040 Professional Services-Legal Fees	-	-	-	42.50	(42.50)	-	42.50
	609.49755.03060 Professional Services-Personnel Testing & Recruitm	-	-	-	-	-	89.00	(89.00)

City of Hinckley Firehouse Liquor Store & Bar
Income Statement - Detail
Mar-26

Section 6, Item F.

	Current Budget	Mar-26 Actual	Annual Budget	YTD Actual	Remaining Budget	PYTD Actual	YTD to PYTD Variance
609.49755.03080 Professional Services-Instructors' Fees	71.00	399.50	850.00	399.50	450.50	769.00	(369.50)
609.49755.03090 Professional Services-IT Services	792.00	486.03	9,500.00	1,732.19	7,767.81	1,649.41	82.78
609.49755.03140 Professional Services-Software Subscription	583.00	20.94	7,000.00	2,164.11	4,835.89	2,186.86	(22.75)
609.49755.03190 Professional Services-Other	25.00	-	300.00	161.60	138.40	211.38	(49.78)
609.49755.03210 Communication-Telephone & Internet	192.00	215.70	2,300.00	647.10	1,652.90	566.89	80.21
609.49755.03220 Communication-Postage	17.00	-	200.00	23.40	176.60	29.20	(5.80)
609.49755.03420 Advertising-Enterprises	1,667.00	1,001.05	20,000.00	3,587.75	16,412.25	4,927.92	(1,340.17)
609.49755.03620 Insurance-Property	517.00	512.39	6,200.00	1,803.57	4,396.43	1,469.34	334.23
609.49755.03640 Insurance-Dram Shop	500.00	239.68	6,000.00	719.04	5,280.96	1,276.08	(557.04)
609.49755.03650 Warranties	-	208.91	-	417.82	(417.82)	-	417.82
609.49755.03810 Utility Services-Electric	875.00	665.99	10,500.00	2,074.26	8,425.74	2,250.12	(175.86)
609.49755.03820 Utility Services-Water & Sewer	50.00	-	600.00	74.41	525.59	128.83	(54.42)
609.49755.03830 Utility Services-Gas	133.00	166.82	1,600.00	714.42	885.58	666.75	47.67
609.49755.03840 Utility Services-Refuse Disposal	100.00	67.14	1,200.00	259.17	940.83	255.19	3.98
609.49755.04090 R&M Contractual-Other	667.00	2,309.81	8,000.00	2,988.81	5,011.19	1,238.06	1,750.75
609.49755.04130 Rentals-Office Equipment	168.00	423.20	2,000.00	701.22	1,298.78	320.54	380.68
609.49755.04200 Depreciation	2,500.00	2,702.55	30,000.00	7,839.19	22,160.81	7,534.98	304.21
609.49755.04300 Miscellaneous-Security	2,183.00	1,620.26	26,200.00	4,346.17	21,853.83	4,341.60	4.57
609.49755.04310 Miscellaneous-Bank Charges	5,417.00	5,007.00	65,000.00	14,367.89	50,632.11	14,902.04	(534.15)
609.49755.04330 Miscellaneous-Dues & Subscriptions	225.00	-	2,700.00	-	2,700.00	-	-
609.49755.04370 Miscellaneous-Sales & Use Tax	42.00	108.43	500.00	212.24	287.76	90.22	122.02
609.49755.04390 Miscellaneous-Other	167.00	-	2,000.00	-	2,000.00	-	-
609.49755.06120 Other Long-Term Obligation Interest	7.75	309.14	93.00	324.06	(231.06)	21.42	302.64
Operating Expenses - Off Sale	50,950.30	36,574.27	511,565.57	108,707.85	402,857.72	131,357.96	(22,650.11)
Income From Operations - Off Sale	8,202.70	17,580.24	198,274.43	45,091.62	153,182.81	18,806.17	26,285.45
Miscellaneous Revenues - Off Sale							
609.36201.36210 Interest Earnings	500.00	463.15	6,000.00	3,395.69	2,604.31	4,092.89	(697.20)
609.36201.36213 Change in FMV of Investments	-	(1,624.46)	-	(1,709.31)	1,709.31	(27.00)	(1,682.31)
609.36201.36240 Reimbursements	-	-	-	14.40	(14.40)	-	14.40
609.36201.37840 Cash Over Off-Sale	-	(65.05)	-	(244.14)	244.14	(168.38)	(75.76)
Miscellaneous Revenues - Off Sale	500.00	(1,226.36)	6,000.00	1,456.64	4,543.36	3,897.51	(2,440.87)
Net Income Before Transfers - Off Sale	8,702.70	16,353.88	204,274.43	46,548.26	157,726.17	22,703.68	23,844.58
Transfers - Off Sale							
609.49301.07200 Interfund Transfers	10,002.00	10,002.00	120,024.00	30,006.00	90,018.00	30,006.00	-
Net Income After Transfers - Off Sale	(1,299.30)	6,351.88	84,250.43	16,542.26	67,708.17	(7,302.32)	23,844.58

City of Hinckley Firehouse Liquor Store & Bar
Income Statement - Detail
Mar-26

Section 6, Item F.

		Current Budget	Mar-26 Actual	Annual Budget	YTD Actual	Remaining Budget	PYTD Actual	YTD to PYTD Variance
Sales Revenue - On Sale	609.37900.37911 Liquor	14,500.00	14,700.19	174,000.00	42,773.16	131,226.84	46,197.26	(3,424.10)
	609.37900.37912 Beer	10,833.00	10,639.78	130,000.00	29,792.77	100,207.23	30,516.72	(723.95)
	609.37900.37913 Wine	83.00	62.34	1,000.00	157.02	842.98	452.82	(295.80)
	609.37900.37914 Other	1,250.00	622.58	15,000.00	1,776.69	13,223.31	5,130.90	(3,354.21)
	609.37900.37915 Food	6,667.00	5,907.73	80,000.00	18,111.56	61,888.44	21,523.57	(3,412.01)
Sales Revenue - On Sale		33,333.00	31,932.62	400,000.00	92,611.20	307,388.80	103,821.27	(11,210.07)
Cost of Goods Sold - On Sale	609.49770.02510 Cost of Goods Sold-Liquor	2,886.00	3,009.85	34,635.00	8,193.05	26,441.95	8,780.27	(587.22)
	609.49770.02520 Cost of Goods Sold-Beer	3,540.00	4,104.06	42,482.00	10,495.53	31,986.47	10,357.85	137.68
	609.49770.02530 Cost of Goods Sold-Wine	27.00	-	326.00	51.05	274.95	156.44	(105.39)
	609.49770.02540 Cost of Goods Sold-Miscellaneous	1,366.00	849.47	16,396.00	3,525.32	12,870.68	2,841.78	683.54
	609.49770.02550 Cost of Goods Sold-Food	2,817.00	1,778.11	33,805.00	7,017.20	26,787.80	8,748.66	(1,731.46)
	609.49770.03330 Transportation-Freight & Express	83.00	80.48	1,000.00	251.84	748.16	314.07	(62.23)
Cost of Goods Sold - On Sale		10,719.00	9,821.97	128,644.00	29,533.99	99,110.01	31,199.07	(1,665.08)
Gross Profit - On Sale		22,614.00	22,110.65	271,356.00	63,077.21	208,278.79	72,622.20	(9,544.99)
On Sale Operations Expenditures	609.49775.01010 Wages & Salaries-FT-Regular	1,213.02	1,175.68	14,556.22	3,527.05	11,029.17	5,888.92	(2,361.87)
	609.49775.01030 Wages & Salaries-PT-Regular	8,785.75	6,955.11	105,428.96	19,023.18	86,405.78	19,277.97	(254.79)
	609.49775.01037 Wages & Salaries-PT-PTO	-	456.61	-	3,124.80	(3,124.80)	2,828.62	296.18
	609.49775.01038 Wages & Salaries-PT-Holiday	-	-	-	573.04	(573.04)	553.52	19.52
	609.49775.01040 Wages & Salaries-PT-OT Premium	-	1,135.55	-	4,709.32	(4,709.32)	4,841.31	(131.99)
	609.49775.01060 Wages & Salaries-PT-Overtime	1,666.67	-	20,000.00	-	20,000.00	-	-
	609.49775.01100 Other Pay-Tips Paid	-	234.25	-	1,037.25	(1,037.25)	23.74	1,013.51
	609.49775.01120 HSA Contributions	98.17	98.17	1,178.06	294.51	883.55	539.39	(244.88)
	609.49775.01210 PERA Contributions	1,456.16	1,039.05	17,473.89	3,298.20	14,175.69	3,470.32	(172.12)
	609.49775.01220 FICA Contributions	1,485.28	1,056.42	17,823.37	3,352.56	14,470.81	3,520.95	(168.39)
	609.49775.01250 Other Retirement Contributions	100.00	100.00	300.00	300.00	-	300.00	-
	609.49775.01310 Employer Paid Medical	222.19	221.76	2,666.30	665.28	2,001.02	1,220.76	(555.48)
	609.49775.01320 Employer Paid Dental	20.13	19.13	241.53	57.39	184.14	110.60	(53.21)
	609.49775.01330 Employer Paid Life	-	14.13	-	63.17	(63.17)	75.15	(11.98)
	609.49775.01430 MN Paid Leave Contributions	51.33	59.76	615.93	184.17	431.76	-	184.17
	609.49775.01510 WC Insurance Premiums	808.00	323.92	9,700.00	971.76	8,728.24	1,231.74	(259.98)
	609.49775.02140 Operating Supplies-Liquor Store Glassware & Bar Su	646.00	359.40	7,750.00	1,212.85	6,537.15	2,443.36	(1,230.51)
	609.49775.02171 Operating Supplies-Safety Supplies	-	36.94	-	73.88	(73.88)	130.26	(56.38)
	609.49775.02180 Operating Supplies-Events	500.00	81.00	6,000.00	826.63	5,173.37	810.97	15.66
	609.49775.02190 Operating Supplies-Other	1,083.00	608.03	13,000.00	2,922.85	10,077.15	3,124.31	(201.46)
	609.49775.02210 R&M Supplies-Equipment Parts	167.00	43.00	2,000.00	132.29	1,867.71	-	132.29
	609.49775.02230 R&M Supplies-Building Repair	125.00	-	1,500.00	18.43	1,481.57	27.91	(9.48)
	609.49775.02280 R&M Supplies-Other	83.00	-	1,000.00	-	1,000.00	49.90	(49.90)
	609.49775.02400 Small Tools & Minor Equipment	167.00	-	2,000.00	177.17	1,822.83	430.20	(253.03)
	609.49775.03010 Professional Services-Auditing & Accounting	1,530.00	-	1,700.00	-	1,700.00	1,465.00	(1,465.00)
	609.49775.03040 Professional Services-Legal Fees	-	-	-	42.50	(42.50)	-	42.50
	609.49775.03080 Professional Services-Instructors' Fees	42.00	399.50	500.00	399.50	100.50	-	399.50
	609.49775.03090 Professional Services-IT Services	417.00	364.52	5,000.00	1,074.14	3,925.86	1,095.60	(21.46)
	609.49775.03120 Professional Services-Entertainment	1,667.00	1,450.00	20,000.00	3,400.00	16,600.00	4,000.00	(600.00)

City of Hinckley Firehouse Liquor Store & Bar
Income Statement - Detail
Mar-26

Section 6, Item F.

	Current Budget	Mar-26 Actual	Annual Budget	YTD Actual	Remaining Budget	PYTD Actual	YTD to PYTD Variance
609.49775.03140 Professional Services-Software Subscription	567.00	455.71	6,800.00	1,698.69	5,101.31	1,030.38	668.31
609.49775.03190 Professional Services-Other	25.00	-	300.00	161.60	138.40	105.69	55.91
609.49775.03210 Communication-Telephone & Internet	333.00	347.11	4,000.00	1,041.33	2,958.67	889.16	152.17
609.49775.03330 Transportation-Freight & Express	-	-	-	-	-	106.31	(106.31)
609.49775.03420 Advertising-Enterprises	1,083.00	343.95	13,000.00	1,325.25	11,674.75	3,121.20	(1,795.95)
609.49775.03620 Insurance-Property	208.00	209.28	2,500.00	805.44	1,694.56	600.15	205.29
609.49775.03640 Insurance-Dram Shop	73.00	28.49	871.00	85.47	785.53	190.68	(105.21)
609.49775.03650 Waranties	-	164.93	-	329.86	(329.86)	-	329.86
609.49775.03810 Utility Services-Electric	2,167.00	1,630.53	26,000.00	5,078.36	20,921.64	5,508.92	(430.56)
609.49775.03820 Utility Services-Water & Sewer	200.00	-	2,400.00	297.68	2,102.32	515.29	(217.61)
609.49775.03830 Utility Services-Gas	354.00	408.41	4,250.00	1,749.08	2,500.92	1,632.38	116.70
609.49775.03840 Utility Services-Refuse Disposal	233.00	67.14	2,800.00	570.36	2,229.64	697.42	(127.06)
609.49775.04090 R&M Contractual-Other	667.00	958.61	8,000.00	1,628.28	6,371.72	2,179.26	(550.98)
609.49775.04200 Depreciation	458.00	664.24	5,500.00	1,791.62	3,708.38	1,317.06	474.56
609.49775.04300 Miscellaneous-Security	1,011.00	254.15	12,126.00	1,379.71	10,746.29	1,579.63	(199.92)
609.49775.04310 Miscellaneous-Bank Charges	1,167.00	797.25	14,000.00	1,966.24	12,033.76	3,605.00	(1,638.76)
609.49775.04330 Miscellaneous-Dues & Subscriptions	225.00	-	2,700.00	-	2,700.00	252.00	(252.00)
609.49775.04370 Miscellaneous-Sales & Use Tax	67.00	133.21	800.00	228.15	571.85	107.36	120.79
609.49775.05600 Cap Outlay-Furniture & Fixtures	1,250.00	-	15,000.00	-	15,000.00	-	-
609.49775.05700 Cap Outlay-Office Equipment and Furnishings	-	-	-	-	-	90.36	(90.36)
609.49775.06120 Other Long-Term Obligation Interest	3.00	226.62	38.00	232.72	(194.72)	8.76	223.96
Operating Expenses - On Sale	32,424.70	22,921.56	371,519.26	71,831.76	299,687.50	80,997.51	(9,165.75)
Income From Operations - On Sale	(9,810.70)	(810.91)	(100,163.26)	(8,754.55)	(91,408.71)	(8,375.31)	(379.24)
Miscellaneous Revenues - On Sale							
609.36202.34950 ATM Fees	542.00	523.60	6,500.00	1,666.00	4,834.00	1,769.60	(103.60)
609.36202.36220 Rental Income	1,833.00	2,528.80	22,000.00	7,994.73	14,005.27	6,143.60	1,851.13
609.36202.37840 Cash Over Off-Sale	-	(480.83)	-	(386.54)	386.54	145.88	(532.42)
609.36202.37920 Vending Commissions	625.00	1,039.69	7,500.00	2,748.94	4,751.06	2,598.69	150.25
Miscellaneous Revenues - On Sale	3,000.00	3,611.26	36,000.00	12,023.13	23,976.87	10,657.77	1,365.36
Net Income Before Transfers - On Sale	(6,810.70)	2,800.35	(64,163.26)	3,268.58	(67,431.84)	2,282.46	986.12
Transfers - On Sale							
609.49302.07200 Interfund Transfers	2,500.00	2,500.00	30,000.00	7,500.00	22,500.00	7,500.00	-
Net Income After Transfers - On Sale	(9,310.70)	300.35	(94,163.26)	(4,231.42)	(89,931.84)	(5,217.54)	986.12
Net Income Before Transfers - Liquor Operations	1,892.00	19,154.23	140,111.17	49,816.84	90,294.33	24,986.14	24,830.70
Net Income After Transfers - Liquor Operations	(10,610.00)	6,652.23	(9,912.83)	12,310.84	(22,223.67)	(12,519.86)	24,830.70

Branch Highlights March 2026

Visitors to the Library: 920

Reference Questions Answered: 469

Library Program attendees: 53

Passive Program Participants: 145

We have have had a busy Spring at the library and our statistics reflect that. We have enjoyed helping lots of folks with their printing and faxing needs ahead of tax season.

Growing Readers Mentorship program is off to a fantastic start in Hinckley. We've had six community members step up and apply to volunteer after seeing our call for mentors in the North Pine County News and at the library.



Hinckley's Tuesday after-school drop-in program is still a major hit. We've been seeing plenty of new faces lately, including two creative crafters who had a blast making "bead buddies" this March. These sessions are all about giving kids a safe, creative space to hang out, grab a snack, and try something new.



City of Hinckley

Hinckley Economic Development Authority Meeting Minutes

Tuesday, March 10, 2026, at 12:00 PM

Council Chambers (Community Room)

106 First Street SE, P. O. Box 366 | Tel: (320) 384.7491 | Fax: (320) 384.7492 | www.hinckleymn.gov

1. Call to Order

Pursuant to due call and notice, the regular meeting of the Hinckley Economic Development Authority was called to order by EDA President Wayne Cessna on Tuesday, March 10, 2026, at 12:01 p.m.

Members present: EDA Commission Members: President Wayne Cessna, Reid Davis, Tim Burkhardt, and Don Zeman. Members absent: Dave Ubl and Pine County EDA Coordinator Lezlie Sauter. Also present are City Administrator Leaha Jackson and Planning and Zoning Administrator Mark Perry.

2. Approve Agenda

Motion made by Burkhardt, Seconded by Zeman, to approve the agenda with item 6B. Northview CD's. Voting Yea: President Cessna, Davis, Zeman, Burkhardt. Motion carried 4-0.

3. Public Hearings - None

4. Minutes

A. February 10, 2026, Regular Meeting Minutes

Motion made by Davis, Seconded by Zeman, to approve the minutes as presented. Voting Yea: President Cessna, Davis, Zeman, Burkhardt. Motion carried 4-0.

5. EDA Payables/Financials

A. January 2026 Financials & Payables- \$0.00

B. February 2026 Financials & Payables- \$557.65

Motion made by Burkhardt, Seconded by Zeman, to approve the minutes as presented. Voting Yea: President Cessna, Davis, Zeman, Burkhardt. Motion carried 4-0.

6. New Business

A. University of Minnesota Extension Business Retention and Expansion Course - May 20-21, 2026

Motion made by Burkhardt, Seconded by Davis, to approve sending a 3-5 person team and inviting someone from the Chamber to attend as part of the team. Voting Yea: President Cessna, Davis, Zeman, Burkhardt. Motion carried 4-0.

B. Northview CD Maturity Date- April 3, 2026

Motion made by Zeman, Seconded by Davis, to roll the CDs over each into another 12-month CD. Voting Yea: President Cessna, Zeman, Burkhardt. Motion carried 4-0.

7. Old Business

- A. 2026 Small Cities Development Program Application Update
The public hearing for the application will be held at tonight's city council meeting. Based on feedback, the application will be for owner-occupied housing.
- B. USDOT Thriving Communities Update
A stakeholder meeting was held on February 6, 2026; members Zeman and Burkhardt attended. A summary of the meeting was included in the packet. Also included was a summary of the public engagement exercise held by the City and Bollig Engineering on February 24, 2026.
- C. Request For Proposals- City of Hinckley Housing Needs Analysis 2026
Included in the packet was a draft Request for Proposals to update the City's Housing 2018 Housing Study. Planning and Zoning Administrator Perry asked if any commission members had feedback or comments; none were provided. Zeman asked if the City was not selected in the spring, can we apply again? Perry responded, yes. **Motion made by Burkhardt, Seconded by Zeman, to ask the City Council to apply to the Initiative Foundation Economic Development Grant to update the 2018 Housing Study. Voting Yea: President Cessna, Davis, Zeman, Burkhardt. Motion carried 4-0.**

8. Open Forum

9. Miscellaneous

10. Adjournment

Motion made by Zeman, Seconded by Davis, to adjourn the meeting at 12:35 p.m. Voting Yea: President Cessna, Davis, Zeman, Burkhardt. Motion carried 4-0.

Attest:

Wayne Cessna, President

Secretary Leaha M. Jackson

City of Hinckley
106 First Street SE
P. O. Box 366
Hinckley, MN
[Tel] (320) 384.7491
[Fax] (320) 384.7492
www.hinckleymn.gov



Agenda Item

2026 Budget Update

Meeting Date

April 14, 2026

Prepared By

Leaha M. Jackson, City Administrator

Background

Included in the packet are the unaudited March 31, 2026, Financial Reports

- 101- General Fund
 - Governmental Building Expense- R & M Contractual is over budget, but this includes the insurance claim for City Hall (\$6,867.65)
 - Highways, Streets, & Roadways- Motor Fuel is over budget. We have had more plowing events this year and higher fuel prices.
 - Highways, Streets, & Roadways- R&M Contractual is over budget. This is due to the frame and brake booster repair of the Green 1-ton truck. The frame broke in two places during the first snow event of 2025.
- 205- Parks
 - Other State Grants & Aids- We have received the grant funds for the 2026 Sweet Summer Sounds.
- 221- Fire Department
 - Fire Station & Building Expenditures- Capital Outlay is over budget. This includes expenses of \$19,993.24 for the ground fill station. This is partially funded by grant money received in 2025, along with a portion of the 2025 PPE expense being reallocated.
- 460- Equipment
 - KS State Bank/2020 Mack Plow Truck- 2025 was the final payment.
 - Lease Servicing/NCL Capital Exp (new white ¾ ton)- 2026 is the first year for this payment of \$18,250. \$17,600 was included in the budget under Cap Outlay- Motor Vehicles.
- 601- Water
 - Revenue Casino is down by \$5,000 at the same time this year. This could be due to a combination of increased energy-efficient fixtures and lower attendance.
- 602- Sewer

- Professional Services Engineering Fess includes \$4,750 for the expenses so far to review the Aerator Replacement project. This includes about 1/3 of the work.
- 609- Liquor
 - Off-Sale revenues are down a little across the board compared to last year.
 - On-Sale revenues are also down a little across the board compared to last year.
 - The associated cost of goods sold is also down, except for on-sale beer.

For the most part, expenses are as expected for this time of year.

Recommended Action

None needed

Council Action: Motion by: _____ Second by: _____

Motion to:

Voted in Favor: _____ Voted Against: _____

Approved: _____ Denied: _____ Tabled: _____ No Action: _____

City of Hinckley
Balance Sheet
For GENERAL FUND (101)
March 31, 2026

Assets

Cash		
101.00000.10100	Cash in Bank	1,071,969.19
101.00000.10300	Change Fund	200.00
	Total Cash	<u>1,072,169.19</u>
Investments		
101.00000.10400	Investment-RBC	614,305.30
	Total Investments	<u>614,305.30</u>
Receivables		
101.00000.10700	Taxes Receivable-Delinquent	7,757.67
101.00000.11500	Accounts Receivable	200.00
101.00000.11502	Miscellaneous Receivable	131.14
101.00000.12200	SPA Receivable-Delinquent	4,796.96
	Total Receivables	<u>12,885.77</u>
Prepays		
101.00000.15500	Prepaid Insurance	8,097.57
101.00000.15520	Prepaid Medical Insurance	11,153.62
	Total Prepays	<u>19,251.19</u>
	Total Assets	<u>\$ 1,718,611.45</u>

Liabilities and Fund Balance

101.00000.20200	Accounts Payable	11,809.31
101.00000.20700	Due to Other Funds	141.56
101.00000.21709	Life Insurance	(25.00)
101.00000.21716	MN Paid Leave	946.02
101.00000.22000	Deposits	50.00
101.00000.22200	Deferred Revenue	12,554.63
101.00000.22800	MN Sales Tax Payable	2.29
101.00000.22830	Building Permit Surcharge Payable	53.05
101.00000.22840	Unclaimed Property Payable	3.86
	Total	<u>25,535.72</u>
	Total Liabilities	<u>25,535.72</u>
101.00000.25100	Fund Balance	1,956,087.03
	Total	<u>1,956,087.03</u>
	Excess of Revenue Over Expenditures	(263,011.30)
	Total Fund Balances	<u>1,693,075.73</u>
	Total Liabilities and Fund Balances	<u>\$ 1,718,611.45</u>

City of Hinckley
Balance Sheet
For PARKS AND RECREATION (205)
March 31, 2026

Assets

Cash		
205.00000.10100	Cash in Bank	292,848.67
205.00000.10110	Reserved Cash - Capital Outlay	1,072.05
205.00000.10115	Reserved Cash - Legion Park	3,216.05
205.00000.10120	Reserved Cash - Westside Park	2,165.95
205.00000.10125	Reserved Cash - Athletic Park	525.30
205.00000.10145	WNB Savings-Park Improvements	140.45
205.00000.10150	Restricted Cash-Skate Park	463.46
205.00000.10152	Restricted Cash-Rink Maintenance	18,715.62
	Total Cash	<u>319,147.55</u>
Receivables		
205.00000.10700	Taxes Receivable-Delinquent	1,173.26
	Total Receivables	<u>1,173.26</u>
Prepays		
205.00000.15500	Prepaid Insurance	2,923.03
	Total Prepays	<u>2,923.03</u>
Fixed Assets		
	Total Fixed Assets	<u>.00</u>
	Total Assets	<u>\$ 323,243.84</u>

Liabilities and Fund Balance

205.00000.20200	Accounts Payable	214.15
205.00000.21716	MN Paid Leave	24.70
205.00000.22000	Deposits	6,800.00
205.00000.22200	Deferred Revenue	1,173.26
205.00000.22800	MN Sales Tax Payable	57.51
205.00000.22840	Unclaimed Property Payable	84.80
	Total	<u>8,354.42</u>
	Total Liabilities	<u>8,354.42</u>
205.00000.25100	Fund Balance	318,456.69
	Total	<u>318,456.69</u>
	Excess of Revenue Over Expenditures	(3,567.27)
	Total Fund Balances	<u>314,889.42</u>
	Total Liabilities and Fund Balances	<u>\$ 323,243.84</u>

City of Hinckley
Balance Sheet
For LIBRARY (211)
March 31, 2026

Assets

Cash		
211.00000.10100	Cash in Bank	94,839.07
211.00000.10135	Reserved Cash - Library Bldg	3,795.28
211.00000.10300	Change Fund	25.00
	Total Cash	<u>98,659.35</u>
Receivables		
211.00000.10700	Taxes Receivable-Delinquent	158.36
	Total Receivables	<u>158.36</u>
Prepays		
211.00000.15500	Prepaid Insurance	560.90
	Total Prepays	<u>560.90</u>
	Total Assets	<u>\$ 99,378.61</u>

Liabilities and Fund Balance

211.00000.20200	Accounts Payable	60.00
211.00000.22200	Deferred Revenue	158.36
	Total	<u>218.36</u>
	Total Liabilities	<u>218.36</u>
211.00000.25100	Fund Balance	108,549.28
	Total	<u>108,549.28</u>
	Excess of Revenue Over Expenditures	(9,389.03)
	Total Fund Balances	<u>99,160.25</u>
	Total Liabilities and Fund Balances	<u>\$ 99,378.61</u>

4/8/2026 11:14am

Page 4

City of Hinckley
Balance Sheet
For FIRE DEPARTMENT (221)
March 31, 2026

Assets

Cash		
221.00000.10100	Cash in Bank	208,952.91
221.00000.10101	Cash in Bank-Equipment	206,452.46
221.00000.10140	Debt Service Account	9,247.41
	Total Cash	<hr/> 424,652.78 <hr/>
Receivables		
221.00000.10700	Taxes Receivable-Delinquent	567.27
221.00000.11500	Accounts Receivable	24,901.14
	Total Receivables	<hr/> 25,468.41 <hr/>
Prepays		
221.00000.15500	Prepaid Insurance	5,427.00
	Total Prepays	<hr/> 5,427.00 <hr/>
	Total Assets	<hr/> \$ 455,548.19 <hr/>

Liabilities and Fund Balance

221.00000.20200	Accounts Payable	5,313.07
221.00000.21716	MN Paid Leave	86.60
221.00000.22200	Deferred Revenue	567.27
	Total	<hr/> 5,966.94 <hr/>
	Total Liabilities	<hr/> 5,966.94 <hr/>
221.00000.25100	Fund Balance	432,122.12
221.00000.25102	Restricted Fund Balance	61,699.59
	Total	<hr/> 493,821.71 <hr/>
	Excess of Revenue Over Expenditures	(44,240.46)
	Total Fund Balances	<hr/> 449,581.25 <hr/>
	Total Liabilities and Fund Balances	<hr/> \$ 455,548.19 <hr/>

4/8/2026 11:14am

Page 5

City of Hinckley
Balance Sheet
For Public Safety Building Debt (351)
March 31, 2026

Assets

Cash		
351.00000.10100	Cash in Bank	162,683.49
	Total Cash	<u>162,683.49</u>
 Receivables		
351.00000.10700	Taxes Receivable-Delinquent	1,610.67
351.00000.11505	Lease Receivable	24,835.00
	Total Receivables	<u>26,445.67</u>
	Total Assets	<u>\$ 189,129.16</u>

Liabilities and Fund Balance

351.00000.22200	Deferred Revenue	1,610.67
351.00000.22205	Deferred Revenue-Leases	22,947.12
	Total	<u>24,557.79</u>
	Total Liabilities	<u>24,557.79</u>
351.00000.25100	Fund Balance	252,411.88
	Total	252,411.88
	Excess of Revenue Over Expenditures	(87,840.51)
	Total Fund Balances	<u>164,571.37</u>
	Total Liabilities and Fund Balances	<u>\$ 189,129.16</u>

4/8/2026 11:14am

Page 6

City of Hinckley
Balance Sheet
For STREET IMPROVEMENT FUND (400)
March 31, 2026

Assets

Cash			
400.00000.10100	Cash in Bank		140,160.03
	Total Cash		140,160.03
Receivables			
400.00000.12100	SPA Receivable-Current		82.55
	Total Receivables		82.55
	Total Assets	\$	140,242.58

Liabilities and Fund Balance

	Total		.00
	Total Liabilities		.00
400.00000.25100	Fund Balance		123,825.09
	Total		123,825.09
	Excess of Revenue Over Expenditures		16,417.49
	Total Fund Balances		140,242.58
	Total Liabilities and Fund Balances	\$	140,242.58

4/8/2026 11:14am

Page 7

City of Hinckley
Balance Sheet
For Equipment Fund (460)
March 31, 2026

Assets

Cash		
460.00000.10100	Cash in Bank	77,601.58
	Total Cash	<u>77,601.58</u>
	Total Assets	<u>\$ 77,601.58</u>

Liabilities and Fund Balance

Total		<u>.00</u>
Total Liabilities		<u>.00</u>

460.00000.25100	Fund Balance	94,271.84
	Total	<u>94,271.84</u>
	Excess of Revenue Over Expenditures	(16,670.26)
	Total Fund Balances	<u>77,601.58</u>
	Total Liabilities and Fund Balances	<u>\$ 77,601.58</u>

4/8/2026 11:15am

City of Hinckley
Balance Sheet
For WATER UTILITY (601)
February 28, 2026

Page 1

Assets

Cash		
601.00000.10100	Cash in Bank	857,898.05
601.00000.10140	Debt Service Account	245,725.42
	Total Cash	1,103,623.47
Investments		
601.00000.10400	Investment-RBC	288,500.12
	Total Investments	288,500.12
Receivables		
601.00000.11500	Accounts Receivable	89,363.72
601.00000.12100	SPA Receivable-Current	5,634.09
601.00000.12200	SPA Receivable-Delinquent	246.44
601.00000.12300	SPA Receivable-Noncurrent	235.73
	Total Receivables	95,479.98
Prepays		
601.00000.15500	Prepaid Insurance	5,999.00
	Total Prepays	5,999.00
Fixed Assets		
601.00000.16200	Buildings	3,007,253.40
601.00000.16210	Accum Depr Buildings	(1,581,524.64)
601.00000.16300	Improvements Other Than Bldgs	3,050,225.98
601.00000.16310	Accum Depr Improv OT Bldgs	(1,408,731.67)
601.00000.16400	Machinery & Equipment	368,784.11
601.00000.16410	Accum Depr Machinery & Equip	(284,215.96)
601.00000.16420	Office Equipment & Furnishings	1,202.73
601.00000.16430	Accum Depr Off Eq & Furnishing	(1,202.73)
	Total Fixed Assets	3,151,791.22
	Total Assets	\$ 4,645,393.79

Liabilities and Fund Balance

601.00000.20200	Accounts Payable	70.20
601.00000.20300	Deposits Payable	520.00
601.00000.21500	Interest Payable	1,568.67
601.00000.22200	Deferred Revenue	2,530.80
601.00000.22530	Bonds Payable	724,000.00
601.00000.22800	MN Sales Tax Payable	380.24
601.00000.22820	Water Connection Fee Payable	1,722.54
601.00000.22840	Unclaimed Property Payable	19.52
	Total	730,811.97
	Total Liabilities	730,811.97

4/8/2026 11:15am

City of Hinckley

Page 2

Balance Sheet

For WATER UTILITY (601)

February 28, 2026

601.00000.25100	Fund Balance	3,633,049.10
601.00000.25101	Contributed Capital	290,436.52
	Total	<u>3,923,485.62</u>
	Excess of Revenue Over Expenditures	(8,903.80)
	Total Fund Balances	<u>3,914,581.82</u>
	Total Liabilities and Fund Balances	<u>\$ 4,645,393.79</u>

City of Hinckley
Balance Sheet
For SEWER UTILITY (602)
February 28, 2026

Assets

Cash		
602.00000.10100	Cash in Bank	1,077,214.35
	Total Cash	1,077,214.35
Investments		
602.00000.10400	Investment-RBC	191,530.46
602.00000.10405	Sewer Vac	20,327.21
	Total Investments	211,857.67
Receivables		
602.00000.11500	Accounts Receivable	136,765.70
602.00000.12100	SPA Receivable-Current	9,061.25
602.00000.12200	SPA Receivable-Delinquent	369.65
602.00000.12300	SPA Receivable-Noncurrent	504.16
	Total Receivables	146,700.76
Prepays		
602.00000.15500	Prepaid Insurance	5,356.36
	Total Prepays	5,356.36
Fixed Assets		
602.00000.16100	Land	186,360.86
602.00000.16200	Buildings	6,381,727.24
602.00000.16210	Accum Depr Buildings	(4,678,960.27)
602.00000.16300	Improvements Other Than Bldgs	2,628,117.36
602.00000.16310	Accum Depr Improv OT Bldgs	(1,401,030.16)
602.00000.16400	Machinery & Equipment	1,033,909.31
602.00000.16410	Accum Depr Machinery & Equip	(589,457.82)
602.00000.16420	Office Equipment & Furnishings	16,273.72
602.00000.16430	Accum Depr Off Eq & Furnishing	(4,420.88)
602.00000.16460	Furniture & Fixtures	5,350.91
602.00000.16470	Accum Depr Furniture & Fixture	(5,350.91)
602.00000.16500	Construction in Progress	200,827.54
	Total Fixed Assets	3,773,346.90
	Total Assets	\$ 5,214,476.04

Liabilities and Fund Balance

602.00000.20200	Accounts Payable	2,575.00
602.00000.21500	Interest Payable	300.00
602.00000.22200	Deferred Revenue	2,910.02
602.00000.22530	Bonds Payable	180,000.00
602.00000.22600	Capital Leases-Current	11,503.86
602.00000.23990	Deferred Inflows of Resources	1,966.21
	Total	199,255.09

4/8/2026 11:15am

City of Hinckley
Balance Sheet
For SEWER UTILITY (602)
February 28, 2026

Page 4

	Total Liabilities	<u>199,255.09</u>
602.00000.25100	Fund Balance	2,688,891.83
602.00000.25101	Contributed Capital	2,316,330.96
	Total	5,005,222.79
	Excess of Revenue Over Expenditures	<u>9,998.16</u>
	Total Fund Balances	5,015,220.95
	Total Liabilities and Fund Balances	<u>\$ 5,214,476.04</u>

City of Hinckley
Balance Sheet
For LIQUOR FUND (609)
March 31, 2026

Assets

Cash		
609.00000.10100	Cash in Bank	681,622.08
609.00000.10200	ATM Cash	12,400.00
609.00000.10300	Change Fund	20,283.13
	Total Cash	<hr/> 714,305.21
Investments		
609.00000.10400	Investment-RBC	231,144.91
	Total Investments	<hr/> 231,144.91
Receivables		
609.00000.11525	Credit Card Receivable	3,740.13
609.00000.11530	ATM Receivable	300.00
609.00000.11535	Inventory Credits Receivable	3,021.56
609.00000.11800	Returned Checks	39.73
	Total Receivables	<hr/> 7,101.42
Inventory		
609.00000.14100	Inventory-Materials & Supplies	167.73
609.00000.14200	Inventory	465,819.99
609.00000.14300	Keg/Tap/CO2 Tank Deposits	5,230.15
	Total Inventory	<hr/> 471,217.87
Prepays		
609.00000.15500	Prepaid Insurance	5,357.91
609.00000.15505	Prepaid Warranties	46,931.78
609.00000.15520	Prepaid Medical Insurance	1,427.63
609.00000.15530	Security Deposits	1,720.00
	Total Prepays	<hr/> 55,437.32
Fixed Assets		
609.00000.16100	Land	25,000.00
609.00000.16200	Buildings	1,512,025.89
609.00000.16210	Accum Depr Buildings	(897,508.47)
609.00000.16300	Improvements Other Than Bldgs	82,203.85
609.00000.16310	Accum Depr Improv OT Bldgs	(74,031.35)
609.00000.16400	Machinery & Equipment_x000D_	185,328.31
609.00000.16410	Accum Depr Machinery & Equip	(114,421.56)
609.00000.16420	Office Equipment & Furnishings	23,448.94
609.00000.16430	Accum Depr Off Eq & Furnishing	(22,067.23)
609.00000.16460	Furniture & Fixtures	170,835.31
609.00000.16470	Accum Depr Furniture & Fixture	(166,291.05)
609.00000.16480	Other Equipment	62,856.89
609.00000.16490	Accum Depr Other Equipment	(12,715.50)
	Total Fixed Assets	<hr/> 774,664.03
Deferred Outflows		
609.00000.19990	Deferred Outflows of Resources	36,674.00

4/8/2026 11:16am

City of Hinckley
Balance Sheet
For LIQUOR FUND (609)
March 31, 2026

Page 2

Total Deferred Outflows		36,674.00
Total Assets	\$	2,290,544.76

Liabilities and Fund Balance

609.00000.20200	Accounts Payable	\$ 40,523.88
609.00000.20400	Compensated Absences	65,325.80
609.00000.21600	Wages Payable	7,192.96
609.00000.21703	FICA Withholding	620.04
609.00000.21704	PERA	607.88
609.00000.21716	MN Paid Leave	765.92
609.00000.22000	Deposits	1,459.20
609.00000.22200	Deferred Revenue	2,473.05
609.00000.22600	Capital Leases-Current	94,673.68
609.00000.22800	MN Sales Tax Payable	21,734.43
609.00000.22810	MN Use Tax Payable	48.07
609.00000.23980	Net Pension Liability	155,341.00
609.00000.23990	Deferred Inflows of Resources	114,596.00
	Total	<u>505,361.91</u>
	Total Liabilities	<u>505,361.91</u>
609.00000.25100	Fund Balance	1,772,872.01
	Total	<u>1,772,872.01</u>
	Excess of Revenue Over Expenditures	12,310.84
	Total Fund Balances	<u>1,785,182.85</u>
	Total Liabilities and Fund Balances	<u>\$ 2,290,544.76</u>

4/8/2026 11:16am

Page 1

City of Hinckley
Balance Sheet
For EDA GENERAL FUND (700)
March 31, 2026

Assets

Cash		
700.00000.10100	Cash in Bank	45,797.31
700.00000.10105	Cash in Bank-Revolving Loan	33,223.71
	Total Cash	<u>79,021.02</u>
Investments		
700.00000.10400	Investment-RBC	1,044.28
700.00000.10402	Investment-Northview Bank	275,599.06
	Total Investments	<u>276,643.34</u>
Receivables		
700.00000.10500	Taxes Receivable-Current	141.56
	Total Receivables	<u>141.56</u>
	Total Assets	<u>\$ 355,805.92</u>

Liabilities and Fund Balance

	Total	<u>.00</u>
	Total Liabilities	<u>.00</u>
700.00000.25100	Fund Balance	\$ 353,697.47
	Total	353,697.47
	Excess of Revenue Over Expenditures	2,108.45
	Total Fund Balances	<u>355,805.92</u>
	Total Liabilities and Fund Balances	<u>\$ 355,805.92</u>

City of Hinckley

4/8/2026 11:19am

Statement of Revenue and Expenditures

Page 1

Revised Budget

For GENERAL FUND (101)

For the Fiscal Period 2026-3 Ending March 31, 2026

Account Number	Previous YTD Budget	Previous YTD Actual	Annual Budget	YTD Actual	Remaining Budget Amount
Revenues					
Taxes Revenues					
101.31000.31010 Property Taxes	\$ 0.00	\$ 0.00	\$ 872,122.00	\$ 0.00	\$ 872,122.00
101.31000.31410 Hotel-Motel Tax	999.99	961.88	5,000.00	892.19	\$ 4,107.81
101.31000.31810 Franchise Taxes	0.00	8,080.26	8,000.00	2,129.49	\$ 5,870.51
Total Taxes Revenues	999.99	9,042.14	885,122.00	3,021.68	882,100.32
Licenses and Permits Revenues					
101.32000.32110 Alcoholic Beverages	0.00	250.00	15,000.00	450.00	\$ 14,550.00
101.32000.32210 Building Permits	0.00	3,147.50	15,000.00	1,341.00	\$ 13,659.00
101.32000.32240 Animal Licenses	200.00	139.00	300.00	152.50	\$ 147.50
101.32000.32261 Other Permit Revenue	0.00	222.00	1,000.00	475.00	\$ 525.00
Total Licenses and Permits Revenues	200.00	3,758.50	31,300.00	2,418.50	28,881.50
Intergovernmental Revenues Revenues					
101.33000.33401 Local Government Aid	0.00	42,447.59	452,978.00	0.00	\$ 452,978.00
101.33000.33420 State Aid Fire	0.00	0.00	46,000.00	0.00	\$ 46,000.00
101.33000.33421 State Aid Police	0.00	0.00	17,500.00	0.00	\$ 17,500.00
Total Intergovernmental Revenues Revenues	0.00	42,447.59	516,478.00	0.00	516,478.00
Charges for Services Revenues					
101.34000.34104 Plan Checkng Fees	1,500.00	976.70	5,000.00	618.40	\$ 4,381.60
101.34000.34107 Assessment Searches	112.50	280.00	600.00	140.00	\$ 460.00
101.34000.34111 Miscellaneous Service Fees	120.00	3,014.00	11,000.00	3,077.50	\$ 7,922.50
101.34000.34120 Planning and Zoning Fees	0.00	400.00	0.00	60.00	\$ 0.00
Total Charges for Services Revenues	1,732.50	4,670.70	16,600.00	3,895.90	12,704.10
Fines and Forfeits Revenues					
101.35000.35101 Court Fines	1,200.00	613.21	3,000.00	866.49	\$ 2,133.51
Total Fines and Forfeits Revenues	1,200.00	613.21	3,000.00	866.49	2,133.51
Miscellaneous Revenues Revenues					
101.36200.36210 Interest Earnings	2,375.01	8,557.47	9,500.00	10,033.90	\$ (533.90)
101.36200.36213 Change in FMV of Investments	0.00	(196.70)	0.00	(4,495.22)	\$ 0.00
101.36200.36220 Rental Income	2,375.01	1,914.90	9,000.00	2,349.55	\$ 6,650.45
101.36200.36240 Reimbursements	249.99	130.76	0.00	1,121.22	\$ 0.00
Total Miscellaneous Revenues Revenues	5,000.01	10,406.43	18,500.00	9,009.45	9,490.55
Other Financing Sources Revenues					
101.39000.39102 Compensation for Loss-Gen Fixed	0.00	0.00	0.00	4,572.60	\$ 0.00
101.39000.39202 Transfer From Liquor Fund	10,002.00	10,002.00	40,008.00	10,002.00	\$ 30,006.00
101.39000.39207 Transfer From Water Fund	13,752.00	13,752.00	55,008.00	13,752.00	\$ 41,256.00
101.39000.39208 Transfer From Sewer Fund	10,002.00	10,002.00	40,008.00	10,002.00	\$ 30,006.00
Total Other Financing Sources Revenues	33,756.00	33,756.00	135,024.00	38,328.60	96,695.40
Total GENERAL FUND Revenues	\$ 42,888.50	\$ 104,694.57	\$ 1,606,024.00	\$ 57,540.62	\$ 1,548,483.38

City of Hinckley

4/8/2026 11:19am

Statement of Revenue and Expenditures

Page 2

Revised Budget
For GENERAL FUND (101)

For the Fiscal Period 2026-3 Ending March 31, 2026

Account Number	Previous YTD Budget	Previous YTD Actual	Annual Budget	YTD Actual	Remaining Budget Amount
Expenditures					
Council Expenditures					
101.41110.01030 Wages & Salaries-PT-Regular	\$ 2,100.00	\$ 1,250.00	\$ 8,400.00	\$ 1,400.00	\$ 7,000.00
101.41110.01220 FICA Contributions	160.65	95.67	642.60	107.14	\$ 535.46
101.41110.01430 MN Paid Leave Contributions			36.96	8.80	\$ 28.16
101.41110.02190 Operating Supplies-Other	0.00	0.00	100.00	0.00	\$ 100.00
101.41110.03080 Professional Services-Instructors'	0.00	0.00	200.00	0.00	\$ 200.00
Total Council Expenditures	2,260.65	1,345.67	9,379.56	1,515.94	7,863.62
Ordinances & Proceedings Expenditures					
101.41130.03510 Printing & Binding-Legal Notices	125.01	0.00	500.00	0.00	\$ 500.00
101.41130.03520 Printing & Binding-General Notice	1,749.99	613.33	7,000.00	1,797.05	\$ 5,202.95
101.41130.03530 Printing & Binding-Ordinance Publ	500.01	0.00	2,000.00	14.70	\$ 1,985.30
101.41130.03540 Printing & Binding-Other	249.99	0.00	1,000.00	0.00	\$ 1,000.00
Total Ordinances & Proceedings Expenditures	2,625.00	613.33	10,500.00	1,811.75	8,688.25
Mayor Expenditures					
101.41310.01030 Wages & Salaries-PT-Regular	750.00	470.00	3,500.00	545.00	\$ 2,955.00
101.41310.01220 FICA Contributions	57.39	35.96	267.75	41.69	\$ 226.06
101.41310.01430 MN Paid Leave Contributions	0.00	0.00	15.40	3.31	\$ 12.09
Total Mayor Expenditures	807.39	505.96	3,783.15	590.00	3,193.15
City Clerk Expenditures					
101.41400.01010 Wages & Salaries-FT-Regular	22,753.98	20,303.54	93,746.34	20,552.09	\$ 73,194.25
101.41400.01210 PERA Contributions	1,706.49	1,522.79	7,031.00	1,541.39	\$ 5,489.61
101.41400.01220 FICA Contributions	1,740.75	1,486.52	7,172.00	1,499.14	\$ 5,672.86
101.41400.01250 Other Retirement Contributions	227.49	210.06	937.00	216.36	\$ 720.64
101.41400.01310 Employer Paid Medical	4,368.60	4,368.60	19,195.92	4,798.98	\$ 14,396.94
101.41400.01320 Employer Paid Dental	413.22	449.64	1,978.42	347.73	\$ 1,630.69
101.41400.01330 Employer Paid Life	41.25	37.50	165.00	37.50	\$ 127.50
101.41400.01430 MN Paid Leave Contributions	0.00	0.00	412.00	95.16	\$ 316.84
101.41400.01510 WC Insurance Premiums	875.01	858.99	3,500.00	630.00	\$ 2,870.00
101.41400.01600 Liability Insurance for Employees	30.00	0.00	120.00	0.00	\$ 120.00
101.41400.02030 Office Supplies-Printed Forms &	375.00	179.85	1,500.00	597.63	\$ 902.37
101.41400.02080 Office Supplies-Other	300.00	325.30	1,200.00	121.94	\$ 1,078.06
101.41400.02180 Operating Supplies-Events	999.99	0.00	0.00	268.73	\$ 0.00
101.41400.02190 Operating Supplies-Other	0.00	515.57	1,200.00	283.08	\$ 916.92
101.41400.02280 R&M Supplies-Other	0.00	21.97	0.00	29.97	\$ 0.00
101.41400.02400 Small Tools & Minor Equipment	2,250.00	172.86	9,000.00	4.21	\$ 8,995.79
101.41400.03010 Professional Services-Auditing &	2,499.99	8,789.02	11,000.00	0.00	\$ 11,000.00
101.41400.03030 Professional Services-Engineerin	2,000.01	0.00	8,000.00	250.00	\$ 7,750.00
101.41400.03040 Professional Services-Legal Fees	7,500.00	2,351.25	30,000.00	1,147.50	\$ 28,852.50
101.41400.03080 Professional Services-Instructors'	1,500.00	3,016.16	9,000.00	1,671.60	\$ 7,328.40
101.41400.03090 Professional Services-IT Services	6,249.99	6,767.29	25,000.00	5,150.81	\$ 19,849.19
101.41400.03130 Professional Services-Assessor	2,124.99	298.96	8,000.00	328.75	\$ 7,671.25
101.41400.03140 Professional Services-Software S	3,750.00	8,180.90	15,000.00	14,584.11	\$ 415.89
101.41400.03190 Professional Services-Other	500.01	762.48	2,000.00	774.77	\$ 1,225.23
101.41400.03210 Communication-Telephone & Inter	2,124.99	1,368.75	8,500.00	1,463.09	\$ 7,036.91

City of Hinckley

4/8/2026 11:19am

Statement of Revenue and Expenditures

Page 3

Revised Budget
For GENERAL FUND (101)

For the Fiscal Period 2026-3 Ending March 31, 2026

Account Number	Previous YTD Budget	Previous YTD Actual	Annual Budget	YTD Actual	Remaining Budget Amount
101.41400.03220 Communication-Postage	825.00	29.20	3,000.00	29.48 \$	2,970.52
101.41400.03310 Transportation-Travel Expense	225.00	0.00	1,200.00	164.45 \$	1,035.55
101.41400.03430 Advertising-Other	324.99	0.00	1,000.00	0.00 \$	1,000.00
101.41400.04090 R&M Contractual-Other	575.01	0.00	2,300.00	(6.66) \$	2,306.66
101.41400.04130 Rentals-Office Equipment	1,625.01	1,373.77	6,000.00	1,112.58 \$	4,887.42
101.41400.04310 Miscellaneous-Bank Charges	150.00	201.44	650.00	168.57 \$	481.43
101.41400.04330 Miscellaneous-Dues & Subscriptio	1,824.99	7,205.00	9,000.00	7,295.00 \$	1,705.00
101.41400.04370 Miscellaneous-Sales & Use Tax	0.00	0.00	0.00	0.26 \$	0.00
101.41400.04375 Miscellaneous-Property Taxes	41.25	0.00	165.00	0.00 \$	165.00
101.41400.04380 Miscellaneous-Uncollectible Acco	125.01	0.00	500.00	0.00 \$	500.00
Total City Clerk Expenditures	70,048.02	70,797.41	287,472.68	65,158.22	222,314.46
Elections Expenditures					
101.41410.01030 Wages & Salaries-PT-Regular	0.00	0.00	4,500.00	0.00 \$	4,500.00
101.41410.01210 PERA Contributions	0.00	0.00	200.00	0.00 \$	200.00
101.41410.01220 FICA Contributions	0.00	0.00	344.25	0.00 \$	344.25
101.41410.01430 MN Paid Leave Contributions	0.00	0.00	19.80	0.00 \$	19.80
101.41410.02185 Operating Supplies-Election Suppl	0.00	0.00	1,000.00	0.00 \$	1,000.00
101.41410.02190 Operating Supplies-Other	0.00	0.00	500.00	0.00 \$	500.00
101.41410.03310 Transportation-Travel Expense	0.00	0.00	600.00	0.00 \$	600.00
101.41410.03430 Advertising-Other	0.00	0.00	75.00	0.00 \$	75.00
Total Elections Expenditures	0.00	0.00	7,239.05	0.00	7,239.05
Deputy Clerk Expenditures					
101.41430.01010 Wages & Salaries-FT-Regular	12,999.99	8,686.95	49,779.60	9,433.39 \$	40,346.21
101.41430.01017 Wages & Salaries-FT-PTO	0.00	870.00	0.00	677.83 \$	0.00
101.41430.01018 Wages & Salaries-FT-Holiday	0.00	522.00	0.00	562.32 \$	0.00
101.41430.01020 Wages & Salaries-FT-Overtime	500.01	312.89	2,000.00	344.42 \$	1,655.58
101.41430.01120 HSA Contributions	1,338.69	1,338.69	5,890.32	1,472.58 \$	4,417.74
101.41430.01210 PERA Contributions	1,012.50	779.39	3,883.00	826.36 \$	3,056.64
101.41430.01220 FICA Contributions	1,032.75	748.16	3,961.00	791.67 \$	3,169.33
101.41430.01250 Other Retirement Contributions	1,032.75	107.53	518.00	113.90 \$	404.10
101.41430.01310 Employer Paid Medical	3,029.88	3,029.88	13,305.60	3,326.40 \$	9,979.20
101.41430.01320 Employer Paid Dental	413.22	449.64	1,978.42	469.29 \$	1,509.13
101.41430.01330 Employer Paid Life	41.25	37.50	165.00	37.50 \$	127.50
101.41430.01430 MN Paid Leave Contributions	0.00	0.00	228.00	51.00 \$	177.00
101.41430.03080 Professional Services-Instructors'	137.49	460.00	600.00	20.00 \$	580.00
101.41430.03310 Transportation-Travel Expense	249.99	0.00	1,000.00	25.19 \$	974.81
101.41430.04330 Miscellaneous-Dues & Subscriptio	12.51	0.00	0.00	0.00 \$	0.00
Total Deputy Clerk Expenditures	21,801.03	17,342.63	83,308.94	18,151.85	65,157.09
Finance Director Expenditures					
101.41520.01010 Wages & Salaries-FT-Regular	19,565.25	17,458.23	80,608.87	17,671.94 \$	62,936.93
101.41520.01210 PERA Contributions	1,467.51	1,309.35	6,045.67	1,325.42 \$	4,720.25
101.41520.01220 FICA Contributions	1,496.76	1,335.57	6,166.58	1,295.59 \$	4,870.99
101.41520.01310 Employer Paid Medical	4,568.64	2,000.76	19,046.16	5,018.34 \$	14,027.82
101.41520.01320 Employer Paid Dental	413.22	144.09	1,978.42	286.95 \$	1,691.47
101.41520.01330 Employer Paid Life	41.25	37.50	165.00	37.50 \$	127.50
101.41520.01430 MN Paid Leave Contributions	0.00	0.00	354.68	81.84 \$	272.84

City of Hinckley

Statement of Revenue and Expenditures

4/8/2026 11:19am

Revised Budget

For GENERAL FUND (101)

For the Fiscal Period 2026-3 Ending March 31, 2026

Account Number		Previous YTD Budget	Previous YTD Actual	Annual Budget	YTD Actual	Remaining Budget Amount
101.41520.03080	Professional Services-Instructors'	33.75	0.00	250.00	0.00	\$ 250.00
101.41520.04330	Miscellaneous-Dues & Subscriptio	0.00	0.00	250.00	0.00	\$ 250.00
Total Finance Director Expenditures		27,586.38	22,285.50	114,865.38	25,717.58	89,147.80
Planning and Zoning Expenditures						
101.41910.01010	Wages & Salaries-FT-Regular	15,652.20	13,328.44	62,075.85	13,429.86	\$ 48,645.99
101.41910.01030	Wages & Salaries-PT-Regular	0.00	25.00	0.00	25.00	\$ 0.00
101.41910.01210	PERA Contributions	1,173.99	999.64	4,655.69	1,007.21	\$ 3,648.48
101.41910.01220	FICA Contributions	1,197.51	980.40	4,748.80	984.20	\$ 3,764.60
101.41910.01250	Other Retirement Contributions	156.51	139.08	620.75	143.22	\$ 477.53
101.41910.01310	Employer Paid Medical	3,654.90	3,654.93	16,058.69	4,014.69	\$ 12,044.00
101.41910.01320	Employer Paid Dental	330.57	359.70	1,582.74	375.42	\$ 1,207.32
101.41910.01330	Employer Paid Life	39.21	30.00	124.80	30.00	\$ 94.80
101.41910.01430	MN Paid Leave Contributions	0.00	0.00	273.13	63.11	\$ 210.02
101.41910.02080	Office Supplies-Other	75.00	22.25	300.00	0.00	\$ 300.00
101.41910.02180	Operating Supplies-Events	37.50	0.00	0.00	0.00	\$ 0.00
101.41910.02190	Operating Supplies-Other	0.00	84.20	0.00	9.98	\$ 0.00
101.41910.03030	Professional Services-Engineerin	500.01	422.00	3,000.00	350.00	\$ 2,650.00
101.41910.03040	Professional Services-Legal Fees	750.00	0.00	3,000.00	150.00	\$ 2,850.00
101.41910.03080	Professional Services-Instructors'	87.51	0.00	350.00	398.40	\$ (48.40)
101.41910.03310	Transportation-Travel Expense	62.49	0.00	250.00	0.00	\$ 250.00
101.41910.03430	Advertising-Other	0.00	0.00	200.00	0.00	\$ 200.00
101.41910.04130	Rentals-Office Equipment	162.51	171.63	700.00	108.00	\$ 592.00
101.41910.04330	Miscellaneous-Dues & Subscriptio	92.49	352.00	370.00	0.00	\$ 370.00
Total Planning and Zoning Expenditures		23,972.40	20,569.27	98,310.45	21,089.09	77,221.36
General Government Buildings Expenditures						
101.41940.01014	Wages & Salaries-FT-Building Ma	0.00	1,463.06	0.00	304.57	\$ 0.00
101.41940.01020	Wages & Salaries-FT-OT Premiu	0.00	111.55	0.00	0.00	\$ 0.00
101.41940.01054	Wages & Salaries-Temp-Building	0.00	262.20	0.00	0.00	\$ 0.00
101.41940.01120	HSA Contributions	0.00	0.00	0.00	20.46	\$ 0.00
101.41940.01210	PERA Contributions	0.00	118.10	0.00	22.84	\$ 0.00
101.41940.01220	FICA Contributions	0.00	135.69	0.00	22.14	\$ 0.00
101.41940.01310	Employer Paid Medical	0.00	666.31	0.00	190.80	\$ 0.00
101.41940.01320	Employer Paid Dental	0.00	40.03	0.00	20.04	\$ 0.00
101.41940.01330	Employer Paid Life	0.00	5.47	0.00	1.60	\$ 0.00
101.41940.01430	MN Paid Leave Contributions	0.00	0.00	0.00	1.34	\$ 0.00
101.41940.02210	R&M Supplies-Equipment Parts	125.01	0.00	500.00	0.00	\$ 500.00
101.41940.02230	R&M Supplies-Building Repair	375.00	38.95	1,500.00	0.00	\$ 1,500.00
101.41940.02280	R&M Supplies-Other	375.00	20.99	1,500.00	23.47	\$ 1,476.53
101.41940.03620	Insurance-Property	6,150.00	5,950.50	27,060.00	5,900.21	\$ 21,159.79
101.41940.03810	Utility Services-Electric	2,000.01	2,419.31	8,000.00	2,106.14	\$ 5,893.86
101.41940.03820	Utility Services-Water & Sewer	212.49	153.27	850.00	148.57	\$ 701.43
101.41940.03830	Utility Services-Gas	2,000.01	3,165.18	8,000.00	3,485.96	\$ 4,514.04
101.41940.03840	Utility Services-Refuse Disposal	1,350.00	1,104.70	5,400.00	749.36	\$ 4,650.64
101.41940.04050	R&M Contractual-Janitorial	2,000.01	2,025.00	8,000.00	2,200.00	\$ 5,800.00
101.41940.04090	R&M Contractual-Other	2,000.01	9,856.22	8,000.00	8,296.43	\$ (296.43)
101.41940.05200	Cap Outlay-Buildings & Structures	3,750.00	0.00	15,000.00	0.00	\$ 15,000.00

City of Hinckley
Statement of Revenue and Expenditures
 Revised Budget
 For GENERAL FUND (101)
 For the Fiscal Period 2026-3 Ending March 31, 2026

Account Number	Previous YTD Budget	Previous YTD Actual	Annual Budget	YTD Actual	Remaining Budget Amount
Total General Government Buildings Expenditures	20,337.54	27,536.53	83,810.00	23,493.93	60,316.07
Public Safety Expenditures					
101.42000.01240 Fire Pension Contributions	0.00	0.39	46,000.00	0.00 \$	46,000.00
101.42000.02260 R&M Supplies-Sign Repair Materi	300.00	0.00	0.00	0.00 \$	0.00
101.42000.03110 Professional Services-Policing	62,250.75	62,250.75	258,967.50	64,741.89 \$	194,225.61
101.42000.04090 R&M Contractual-Other	174.99	0.00	0.00	0.00 \$	0.00
Total Public Safety Expenditures	62,725.74	62,251.14	304,967.50	64,741.89	240,225.61
Building Inspection Expenditures					
101.42400.01010 Wages & Salaries-FT-Regular	3,766.74	3,477.00	15,518.96	3,581.28 \$	11,937.68
101.42400.01210 PERA Contributions	282.51	260.76	1,163.92	268.62 \$	895.30
101.42400.01220 FICA Contributions	288.15	255.72	1,187.20	262.74 \$	924.46
101.42400.01250 Other Retirement Contributions	37.68	34.74	155.19	35.82 \$	119.37
101.42400.01310 Employer Paid Medical	913.74	913.71	4,014.67	1,003.65 \$	3,011.02
101.42400.01320 Employer Paid Dental	82.65	89.94	395.68	93.87 \$	301.81
101.42400.01330 Employer Paid Life	39.21	7.50	33.00	7.50 \$	25.50
101.42400.01430 MN Paid Leave Contributions	0.00	0.00	68.28	15.78 \$	52.50
101.42400.02170 Operating Supplies-Uniforms/PPE	0.00	0.00	200.00	0.00 \$	200.00
101.42400.02190 Operating Supplies-Other	30.00	84.20	120.00	0.00 \$	120.00
101.42400.03080 Professional Services-Instructors'	125.01	0.00	500.00	125.00 \$	375.00
101.42400.03150 Professional Services-Building Off	3,500.01	2,910.00	14,000.00	3,460.00 \$	10,540.00
101.42400.03210 Communication-Telephone & Inter	0.00	0.00	240.00	0.00 \$	240.00
101.42400.03310 Transportation-Travel Expense	87.51	242.91	480.00	25.26 \$	454.74
101.42400.04130 Rentals-Office Equipment	20.01	19.07	0.00	12.00 \$	0.00
Total Building Inspection Expenditures	9,173.22	8,295.55	38,076.90	8,891.52	29,185.38
Animal Control Expenditures					
101.42700.02190 Operating Supplies-Other	30.00	87.95	120.00	48.32 \$	71.68
101.42700.03190 Professional Services-Other	50.01	0.00	200.00	0.00 \$	200.00
Total Animal Control Expenditures	80.01	87.95	320.00	48.32	271.68
Public Works Expenditures					
101.43000.01010 Wages & Salaries-FT-Regular	52,428.60	10,702.86	156,905.92	8,995.52 \$	147,910.40
101.43000.01015 Wages & Salaries-FT-Building Ma	0.00	1,081.08	0.00	208.78 \$	0.00
101.43000.01017 Wages & Salaries-FT-PTO	0.00	2,157.50	0.00	2,274.77 \$	0.00
101.43000.01018 Wages & Salaries-FT-Holiday	0.00	1,458.96	0.00	1,630.96 \$	0.00
101.43000.01020 Wages & Salaries-FT-Overtime	0.00	370.32	5,000.00	1,228.15 \$	3,771.85
101.43000.01050 Wages & Salaries-Temp-Regular	0.00	3,121.12	0.00	0.00 \$	0.00
101.43000.01055 Wages & Salaries-Temp-Building	0.00	86.32	0.00	0.00 \$	0.00
101.43000.01060 Wages & Salaries-Temp-OT Pre	0.00	168.65	0.00	0.00 \$	0.00
101.43000.01120 HSA Contributions	0.00	0.00	5,006.77	887.92 \$	4,118.85
101.43000.01210 PERA Contributions	3,932.25	1,182.80	12,142.94	1,075.37 \$	11,067.57
101.43000.01220 FICA Contributions	4,010.76	1,408.23	12,385.80	1,039.56 \$	11,346.24
101.43000.01310 Employer Paid Medical	11,480.01	5,342.67	44,688.65	4,806.73 \$	39,881.92
101.43000.01320 Employer Paid Dental	1,053.72	452.69	5,044.97	562.81 \$	4,482.16
101.43000.01330 Employer Paid Life	73.05	43.86	399.89	47.93 \$	351.96
101.43000.01420 UI Benefit Payments	0.00	0.00	0.00	834.15 \$	0.00
101.43000.01430 MN Paid Leave Contributions	0.00	0.00	712.39	75.49 \$	636.90

City of Hinckley

Statement of Revenue and Expenditures

4/8/2026 11:19am

Revised Budget

For GENERAL FUND (101)

For the Fiscal Period 2026-3 Ending March 31, 2026

Account Number		Previous YTD Budget	Previous YTD Actual	Annual Budget	YTD Actual	Remaining Budget Amount
101.43000.01510	WC Insurance Premiums	1,625.01	1,181.49	6,500.00	1,432.50	\$ 5,067.50
101.43000.02120	Operating Supplies-Motor Fuels	3,249.99	1,732.69	13,000.00	45.35	\$ 12,954.65
101.43000.02123	Operating Supplies-Motor Fuels-M	37.50	0.00	150.00	0.00	\$ 150.00
101.43000.02130	Operating Supplies-Lubricants &	249.99	0.00	1,000.00	21.54	\$ 978.46
101.43000.02150	Operating Supplies-Shop Material	99.99	0.00	400.00	0.00	\$ 400.00
101.43000.02170	Operating Supplies-Uniforms/PPE	137.49	0.00	550.00	43.97	\$ 506.03
101.43000.02171	Operating Supplies-Safety Suppli	249.99	193.39	1,000.00	119.21	\$ 880.79
101.43000.02180	Operating Supplies-Events	2,000.01	0.00	7,000.00	0.00	\$ 7,000.00
101.43000.02190	Operating Supplies-Other	500.01	258.69	2,000.00	214.49	\$ 1,785.51
101.43000.02210	R&M Supplies-Equipment Parts	3,750.00	233.46	15,000.00	439.97	\$ 14,560.03
101.43000.02230	R&M Supplies-Building Repair	500.01	0.00	2,000.00	28.97	\$ 1,971.03
101.43000.02248	R&M Supplies-Mowing	99.99	0.00	400.00	0.00	\$ 400.00
101.43000.02280	R&M Supplies-Other	450.00	9.99	1,000.00	21.47	\$ 978.53
101.43000.02400	Small Tools & Minor Equipment	549.99	495.60	2,200.00	624.91	\$ 1,575.09
101.43000.03080	Professional Services-Instructors'	999.99	0.00	4,000.00	0.00	\$ 4,000.00
101.43000.03090	Professional Services-IT Services			0.00	300.00	\$ 0.00
101.43000.03140	Professional Services-Software S	187.50	0.00	750.00	0.00	\$ 750.00
101.43000.03210	Communication-Telephone & Inter	180.00	0.00	720.00	0.00	\$ 720.00
101.43000.03810	Utility Services-Electric	2,000.01	1,503.75	6,500.00	1,511.87	\$ 4,988.13
101.43000.03820	Utility Services-Water & Sewer	200.01	147.49	500.00	120.93	\$ 379.07
101.43000.03830	Utility Services-Gas	3,750.00	5,540.57	16,000.00	4,624.61	\$ 11,375.39
101.43000.04090	R&M Contractual-Other	1,250.01	2,194.83	8,000.00	2,415.51	\$ 5,584.49
101.43000.04330	Miscellaneous-Dues & Subscriptio	99.99	304.50	400.00	105.25	\$ 294.75
Total Public Works Expenditures		95,145.87	41,373.51	331,357.33	35,738.69	295,618.64
Highways, Streets and Roadways Expenditures						
101.43100.01011	Wages & Salaries-FT-Streets	0.00	8,332.70	0.00	14,648.36	\$ 0.00
101.43100.01020	Wages & Salaries-FT-Overtime	0.00	2,677.57	0.00	2,388.88	\$ 0.00
101.43100.01051	Wages & Salaries-Temp-Streets	0.00	3,038.90	0.00	507.13	\$ 0.00
101.43100.01060	Wages & Salaries-Temp-OT Pre	0.00	511.44	0.00	0.00	\$ 0.00
101.43100.01120	HSA Contributions	0.00	0.00	0.00	754.61	\$ 0.00
101.43100.01210	PERA Contributions	0.00	825.77	0.00	1,277.78	\$ 0.00
101.43100.01220	FICA Contributions	0.00	1,080.97	0.00	1,288.86	\$ 0.00
101.43100.01310	Employer Paid Medical	0.00	2,418.02	0.00	3,731.18	\$ 0.00
101.43100.01320	Employer Paid Dental	0.00	188.72	0.00	443.46	\$ 0.00
101.43100.01330	Employer Paid Life	0.00	19.84	0.00	37.34	\$ 0.00
101.43100.01430	MN Paid Leave Contributions	0.00	0.00	0.00	77.18	\$ 0.00
101.43100.01510	WC Insurance Premiums	624.99	890.76	2,500.00	366.00	\$ 2,134.00
101.43100.02121	Operating Supplies-Motor Fuels-P	500.01	1,505.55	3,000.00	3,298.13	\$ (298.13)
101.43100.02122	Operating Supplies-Motor Fuels-S	24.99	0.00	100.00	0.00	\$ 100.00
101.43100.02130	Operating Supplies-Lubricants &	225.00	94.46	500.00	213.14	\$ 286.86
101.43100.02190	Operating Supplies-Other	1,250.01	86.52	5,000.00	60.67	\$ 4,939.33
101.43100.02210	R&M Supplies-Equipment Parts	1,374.99	275.43	5,500.00	2,383.74	\$ 3,116.26
101.43100.02240	R&M Supplies-Street Maintenanc	1,250.01	4,249.56	5,000.00	0.00	\$ 5,000.00
101.43100.02241	R&M Supplies-Salt and Sand	7,500.00	3,030.97	15,000.00	1,994.28	\$ 13,005.72
101.43100.02242	R&M Supplies-Crack Sealing	0.00	0.00	4,000.00	0.00	\$ 4,000.00
101.43100.02243	R&M Supplies-Curb & Line Painti	0.00	0.00	1,000.00	0.00	\$ 1,000.00
101.43100.02244	R&M Supplies-Street Sweeping	0.00	0.00	500.00	0.00	\$ 500.00
101.43100.02246	R&M Supplies-Snow Plowing	999.99	0.00	2,000.00	0.00	\$ 2,000.00

4/8/2026 11:19am

City of Hinckley
Statement of Revenue and Expenditures
Revised Budget
For GENERAL FUND (101)
For the Fiscal Period 2026-3 Ending March 31, 2026

Page 7

Account Number	Previous YTD Budget	Previous YTD Actual	Annual Budget	YTD Actual	Remaining Budget Amount
101.43100.02280 R&M Supplies-Other	249.99	25.98	21,000.00	0.00	\$ 21,000.00
101.43100.02400 Small Tools & Minor Equipment	500.01	0.00	2,000.00	0.00	\$ 2,000.00
101.43100.03810 Utility Services-Electric	8,750.01	8,205.35	35,000.00	7,678.31	\$ 27,321.69
101.43100.04050 R&M Contractual-Streets/Roads/A	1,250.01	0.00	5,000.00	350.00	\$ 4,650.00
101.43100.04090 R&M Contractual-Other	1,749.99	2,880.00	6,000.00	9,166.58	\$ (3,166.58)
101.43100.04330 Miscellaneous-Dues & Subscriptio	20.01	0.00	0.00	60.75	\$ 0.00
Total Highways, Streets and Roadways Expenditur	26,270.01	40,338.51	113,100.00	50,726.38	62,373.62
Capital Lease-Solar Expenditures					
101.47005.06020 Other Long-Term Obligation Princi	582.75	571.35	2,424.00	594.09	\$ 1,829.91
101.47005.06120 Other Long-Term Obligation Inter	32.01	31.44	133.00	32.67	\$ 100.33
Total Capital Lease-Solar Expenditures	614.76	602.79	2,557.00	626.76	1,930.24
Other Financing Uses Expenditures					
101.49300.07200 Interfund Transfers	2,157.00	2,157.00	9,000.00	2,250.00	\$ 6,750.00
Total Other Financing Uses Expenditures	2,157.00	2,157.00	9,000.00	2,250.00	6,750.00
Total GENERAL FUND Expenditures	\$ 365,605.02	\$ 316,102.75	\$ 1,498,047.94	\$ 320,551.92	\$ 1,177,496.02
GENERAL FUND Excess of Revenues Over Expenditure	\$ (322,716.52)	\$ (211,408.18)	\$ 107,976.06	\$ (263,011.30)	\$ 370,987.36

City of Hinckley
Statement of Revenue and Expenditures
Revised Budget
For PARKS AND RECREATION (205)
For the Fiscal Period 2026-3 Ending March 31, 2026

Account Number	Previous YTD Budget	Previous YTD Actual	Annual Budget	YTD Actual	Remaining Budget Amount
Revenues					
Taxes Revenues					
205.31000.31010 Property Taxes	\$ 0.00	\$ 0.00	\$ 152,866.00	\$ 0.00	\$ 152,866.00
Total Taxes Revenues	0.00	0.00	152,866.00	0.00	152,866.00
Intergovernmental Revenues Revenues					
205.33000.33445 Other State Grants and Aids	0.00	0.00	0.00	15,450.00	\$ 0.00
Total Intergovernmental Revenues Revenues	0.00	0.00	0.00	15,450.00	0.00
Miscellaneous Revenues Revenues					
205.36200.36210 Interest Earnings	125.01	408.86	500.00	1,038.42	\$ (538.42)
205.36200.36220 Rental Income	2,000.01	1,752.49	8,000.00	2,460.00	\$ 5,540.00
205.36200.36225 Miscellaneous Income	0.00	0.00	0.00	2.40	\$ 0.00
205.36200.36230 Contributions and Donations	0.00	766.00	0.00	0.00	\$ 0.00
205.36200.36240 Reimbursements	0.00	0.00	0.00	26.68	\$ 0.00
Total Miscellaneous Revenues Revenues	2,125.02	2,927.35	8,500.00	3,527.50	4,972.50
Other Financing Sources Revenues					
205.39000.39102 Compensation for Loss-Gen Fixed	0.00	10.14	0.00	0.00	\$ 0.00
Total Other Financing Sources Revenues	0.00	10.14	0.00	0.00	0.00
Total PARKS AND RECREATION Revenues	\$ 2,125.02	\$ 2,937.49	\$ 161,366.00	\$ 18,977.50	\$ 142,388.50

Expenditures

Recreation Expenditures

205.45100.01010 Wages & Salaries-FT-Regular	\$ 0.00	\$ 0.00	\$ 29,666.88	\$ 0.00	\$ 29,666.88
205.45100.01060 Wages & Salaries-Temp-OT Pre	0.00	0.00	883.55	0.00	\$ 883.55
205.45100.01210 PERA Contributions	0.00	0.00	2,269.52	0.00	\$ 2,269.52
205.45100.01220 FICA Contributions	0.00	0.00	2,225.02	0.00	\$ 2,225.02
205.45100.01310 Employer Paid Medical	0.00	0.00	7,886.23	0.00	\$ 7,886.23
205.45100.01320 Employer Paid Dental	0.00	0.00	890.29	0.00	\$ 890.29
205.45100.01330 Employer Paid Life	0.00	0.00	70.20	0.00	\$ 70.20
205.45100.01430 MN Paid Leave Contributions	0.00	0.00	134.42	0.00	\$ 134.42
205.45100.02120 Operating Supplies-Motor Fuels	0.00	89.00	0.00	85.03	\$ 0.00
205.45100.02180 Operating Supplies-Events	624.99	0.00	1,000.00	60.00	\$ 940.00
205.45100.02280 R&M Supplies-Other	125.01	0.00	0.00	0.00	\$ 0.00
205.45100.03120 Professional Services-Entertainm	0.00	0.00	4,000.00	0.00	\$ 4,000.00
205.45100.03430 Advertising-Other	0.00	0.00	2,500.00	0.00	\$ 2,500.00
205.45100.04180 Rentals-Other	0.00	0.00	4,500.00	0.00	\$ 4,500.00
205.45100.04900 Miscellaneous-Donations to Civic	0.00	0.00	4,900.00	0.00	\$ 4,900.00
Total Recreation Expenditures	750.00	89.00	60,926.11	145.03	60,781.08

Recreation Centers Expenditures

205.45122.01010 Wages & Salaries-FT-Regular	9,009.45	0.00	0.00	0.00	\$ 0.00
205.45122.01014 Wages & Salaries-FT-Building Ma	0.00	2,777.06	0.00	122.81	\$ 0.00
205.45122.01020 Wages & Salaries-FT-Overtime	0.00	54.54	0.00	0.00	\$ 0.00
205.45122.01030 Wages & Salaries-PT-Regular	0.00	290.96	0.00	780.38	\$ 0.00

City of Hinckley
Statement of Revenue and Expenditures
Revised Budget
For PARKS AND RECREATION (205)
For the Fiscal Period 2026-3 Ending March 31, 2026

Account Number	Previous YTD Budget	Previous YTD Actual	Annual Budget	YTD Actual	Remaining Budget Amount
205.45122.01050 Wages & Salaries-Temp-Regular	0.00	1,541.25	0.00	1,898.64 \$	0.00
205.45122.01054 Wages & Salaries-Temp-Building	0.00	1,322.21	0.00	0.00 \$	0.00
205.45122.01120 HSA Contributions	0.00	0.00	0.00	6.82 \$	0.00
205.45122.01210 PERA Contributions	675.75	234.19	0.00	67.73 \$	0.00
205.45122.01220 FICA Contributions	689.25	449.38	0.00	213.87 \$	0.00
205.45122.01310 Employer Paid Medical	2,025.87	710.28	0.00	76.91 \$	0.00
205.45122.01320 Employer Paid Dental	185.94	42.67	0.00	7.92 \$	0.00
205.45122.01330 Employer Paid Life	0.00	(6.67)	0.00	0.63 \$	0.00
205.45122.01430 MN Paid Leave Contributions	0.00	0.00	0.00	12.35 \$	0.00
205.45122.01510 WC Insurance Premiums	500.01	482.25	2,000.00	730.50 \$	1,269.50
205.45122.02120 Operating Supplies-Motor Fuels	0.00	0.00	100.00	32.50 \$	67.50
205.45122.02190 Operating Supplies-Other	1,875.00	344.69	2,000.00	32.94 \$	1,967.06
205.45122.02210 R&M Supplies-Equipment Parts	375.00	307.92	5,000.00	792.72 \$	4,207.28
205.45122.02230 R&M Supplies-Building Repair	3,249.99	40.05	13,000.00	0.00 \$	13,000.00
205.45122.02280 R&M Supplies-Other	500.01	673.61	2,000.00	0.00 \$	2,000.00
205.45122.02400 Small Tools & Minor Equipment			0.00	260.00 \$	0.00
205.45122.03210 Communication-Telephone & Inter	232.50	219.45	930.00	188.90 \$	741.10
205.45122.03620 Insurance-Property	2,475.00	2,385.99	10,000.00	2,192.49 \$	7,807.51
205.45122.03810 Utility Services-Electric	3,750.00	3,631.98	15,000.00	3,216.68 \$	11,783.32
205.45122.03820 Utility Services-Water & Sewer	500.01	388.37	1,500.00	299.71 \$	1,200.29
205.45122.03830 Utility Services-Gas	3,125.01	4,503.82	12,500.00	5,145.08 \$	7,354.92
205.45122.03840 Utility Services-Refuse Disposal	225.00	210.60	900.00	140.40 \$	759.60
205.45122.04090 R&M Contractual-Other	3,375.00	19,020.15	13,500.00	5,930.44 \$	7,569.56
205.45122.04300 Miscellaneous-Security	249.99	230.86	0.00	249.32 \$	0.00
205.45122.05200 Cap Outlay-Buildings & Structures	0.00	0.00	22,000.00	0.00 \$	22,000.00
Total Recreation Centers Expenditures	33,018.78	39,855.61	100,430.00	22,399.74	78,030.26
Total PARKS AND RECREATION Expenditures	\$ 33,768.78	\$ 39,944.61	\$ 161,356.11	\$ 22,544.77	\$ 138,811.34
PARKS AND RECREATION Excess of Revenues Over Ex	\$ (31,643.76)	\$ (37,007.12)	\$ 9.89	\$ (3,567.27)	\$ 3,577.16

City of Hinckley
Statement of Revenue and Expenditures
 Revised Budget
 For LIBRARY (211)
 For the Fiscal Period 2026-3 Ending March 31, 2026

Account Number	Previous YTD Budget	Previous YTD Actual	Annual Budget	YTD Actual	Remaining Budget Amount
Revenues					
Taxes Revenues					
211.31000.31010 Property Taxes	\$ 0.00	\$ 0.00	\$ 15,000.00	\$ 0.00	\$ 15,000.00
Total Taxes Revenues	0.00	0.00	15,000.00	0.00	15,000.00
Miscellaneous Revenues Revenues					
211.36200.36210 Interest Earnings	24.99	175.44	250.00	257.07	\$ (7.07)
211.36200.36231 Cash Box Donations	24.99	0.00	0.00	0.00	\$ 0.00
Total Miscellaneous Revenues Revenues	49.98	175.44	250.00	257.07	(7.07)
Total LIBRARY Revenues	\$ 49.98	\$ 175.44	\$ 15,250.00	\$ 257.07	\$ 14,992.93
Expenditures					
Library Expenditures					
211.45500.02180 Operating Supplies-Events	\$ 187.50	\$ 45.15	\$ 750.00	\$ 0.00	\$ 750.00
211.45500.02190 Operating Supplies-Other	0.00	2.00	0.00	0.00	\$ 0.00
211.45500.02280 R&M Supplies-Other	0.00	20.16	0.00	0.00	\$ 0.00
211.45500.03070 Professional Services-Manageme	9,000.00	8,131.76	10,000.00	8,710.52	\$ 1,289.48
211.45500.04330 Miscellaneous-Dues & Subscriptio	62.49	253.55	400.00	0.00	\$ 400.00
211.45500.04350 Miscellaneous-Books & Pamphlet	249.99	0.00	600.00	0.00	\$ 600.00
Total Library Expenditures	9,499.98	8,452.62	11,750.00	8,710.52	3,039.48
Library Building Expenditures					
211.45509.03620 Insurance-Property	612.51	588.51	2,450.00	560.70	\$ 1,889.30
211.45509.04050 R&M Contractual-Janitorial	0.00	0.00	0.00	300.00	\$ 0.00
211.45509.04090 R&M Contractual-Other	200.01	72.00	800.00	74.88	\$ 725.12
Total Library Building Expenditures	812.52	660.51	3,250.00	935.58	2,314.42
Total LIBRARY Expenditures	\$ 10,312.50	\$ 9,113.13	\$ 15,000.00	\$ 9,646.10	\$ 5,353.90
LIBRARY Excess of Revenues Over Expenditures	\$ (10,262.52)	\$ (8,937.69)	\$ 250.00	\$ (9,389.03)	\$ 9,639.03

City of Hinckley

4/8/2026 11:19am

Statement of Revenue and Expenditures

Page 11

Revised Budget
For FIRE DEPARTMENT (221)
For the Fiscal Period 2026-3 Ending March 31, 2026

Account Number	Previous YTD Budget	Previous YTD Actual	Annual Budget	YTD Actual	Remaining Budget Amount
Revenues					
Taxes Revenues					
221.31000.31010 Property Taxes	\$ 0.00	\$ 0.00	\$ 32,134.00	\$ 0.00	\$ 32,134.00
221.31000.31011 Property Taxes-Debt	0.00	0.00	31,186.00	0.00	31,186.00
Total Taxes Revenues	0.00	0.00	63,320.00	0.00	63,320.00
Intergovernmental Revenues Revenues					
221.33000.33445 Other State Grants and Aids	0.00	4,165.00	0.00	0.00	0.00
Total Intergovernmental Revenues Revenues	0.00	4,165.00	0.00	0.00	0.00
Charges for Services Revenues					
221.34000.34202 Fire Protection Service-Calls	9,249.99	16,144.98	37,000.00	20,127.00	16,873.00
221.34000.34207 Fire Protection Service-Contracte	120,948.00	0.00	133,054.00	0.00	133,054.00
Total Charges for Services Revenues	130,197.99	16,144.98	170,054.00	20,127.00	149,927.00
Miscellaneous Revenues Revenues					
221.36200.36210 Interest Earnings	249.99	568.10	1,000.00	1,417.80	(417.80)
221.36200.36220 Rental Income	0.00	0.00	50.00	0.00	50.00
221.36200.36230 Contributions and Donations	0.00	2,613.05	0.00	2,000.00	0.00
221.36200.36240 Reimbursements	0.00	4,341.55	0.00	4,433.93	0.00
Total Miscellaneous Revenues Revenues	249.99	7,522.70	1,050.00	7,851.73	(6,801.73)
Other Financing Sources Revenues					
221.39000.39101 Sale of Assets	0.00	22,500.00	0.00	0.00	0.00
Total Other Financing Sources Revenues	0.00	22,500.00	0.00	0.00	0.00
Total FIRE DEPARTMENT Revenues	\$ 130,447.98	\$ 50,332.68	\$ 234,424.00	\$ 27,978.73	\$ 206,445.27

Expenditures

Fire Expenditures

221.42200.01030 Wages & Salaries-PT-Regular	\$ 12,500.00	\$ 0.00	\$ 50,000.00	\$ 0.00	\$ 50,000.00
221.42200.01220 FICA Contributions	956.25	0.01	3,825.00	(0.01)	3,825.01
221.42200.01430 MN Paid Leave Contributions	0.00	0.00	220.00	43.30	176.70
221.42200.01510 WC Insurance Premiums	3,750.00	3,159.75	15,000.00	3,065.25	11,934.75
221.42200.02030 Office Supplies-Printed Forms &	24.99	0.00	100.00	0.00	100.00
221.42200.02070 Office Supplies-Training & Instruct	187.50	0.00	1,000.00	0.00	1,000.00
221.42200.02080 Office Supplies-Other	12.51	0.00	150.00	2.29	147.71
221.42200.02120 Operating Supplies-Motor Fuels	1,125.00	1,312.15	4,500.00	617.48	3,882.52
221.42200.02130 Operating Supplies-Lubricants &	125.01	34.98	700.00	34.98	665.02
221.42200.02170 Operating Supplies-Uniforms/PPE	3,750.00	5,067.46	15,000.00	0.00	15,000.00
221.42200.02180 Operating Supplies-Events	249.99	0.00	0.00	0.00	0.00
221.42200.02190 Operating Supplies-Other	249.99	273.42	1,000.00	387.18	612.82
221.42200.02210 R&M Supplies-Equipment Parts	875.01	10.21	3,500.00	873.96	2,626.04
221.42200.02280 R&M Supplies-Other	249.99	0.00	200.00	147.44	52.56
221.42200.02400 Small Tools & Minor Equipment	1,250.01	3,013.05	5,000.00	931.99	4,068.01
221.42200.03040 Professional Services-Legal Fees	174.99	0.00	500.00	297.50	202.50
221.42200.03060 Professional Services-Personnel	500.01	150.00	2,000.00	30.00	1,970.00

City of Hinckley

4/8/2026 11:19am

Statement of Revenue and Expenditures

Page 12

Revised Budget
For FIRE DEPARTMENT (221)
For the Fiscal Period 2026-3 Ending March 31, 2026

Account Number	Previous YTD Budget	Previous YTD Actual	Annual Budget	YTD Actual	Remaining Budget Amount
221.42200.03080 Professional Services-Instructors'	2,499.99	2,665.00	10,000.00	570.00	\$ 9,430.00
221.42200.03090 Professional Services-IT Services	500.01	412.38	800.00	958.05	\$ (158.05)
221.42200.03100 Professional Services-Collections	125.01	0.00	500.00	0.00	\$ 500.00
221.42200.03140 Professional Services-Software S	37.50	66.35	150.00	115.67	\$ 34.33
221.42200.03190 Professional Services-Other	150.00	0.00	600.00	0.00	\$ 600.00
221.42200.03210 Communication-Telephone & Inter	875.01	807.45	3,000.00	585.35	\$ 2,414.65
221.42200.03220 Communication-Postage	12.51	0.00	50.00	24.90	\$ 25.10
221.42200.03230 Communication-Radio Units	500.01	0.00	2,000.00	0.00	\$ 2,000.00
221.42200.03310 Transportation-Travel Expense	500.01	1,098.62	2,500.00	0.00	\$ 2,500.00
221.42200.03330 Transportation-Freight & Express	0.00	20.00	0.00	0.00	\$ 0.00
221.42200.04090 R&M Contractual-Other	5,000.01	8,192.85	20,000.00	750.00	\$ 19,250.00
221.42200.04130 Rentals-Office Equipment	275.01	276.90	1,100.00	132.33	\$ 967.67
221.42200.04300 Miscellaneous-Security	500.01	502.89	2,100.00	540.61	\$ 1,559.39
221.42200.04330 Miscellaneous-Dues & Subscriptio	249.99	246.25	1,000.00	266.50	\$ 733.50
Total Fire Expenditures	37,206.32	27,309.72	146,495.00	10,374.77	136,120.23
Medical Services Expenditures					
221.42270.02170 Operating Supplies-Uniforms/PPE	62.49	0.00	250.00	0.00	\$ 250.00
221.42270.03080 Professional Services-Instructors'	0.00	0.00	1,300.00	0.00	\$ 1,300.00
Total Medical Services Expenditures	62.49	0.00	1,550.00	0.00	1,550.00
Fire Stations and Buildings Expenditures					
221.42280.02190 Operating Supplies-Other	37.50	765.68	150.00	349.05	\$ (199.05)
221.42280.02230 R&M Supplies-Building Repair	150.00	0.00	600.00	56.47	\$ 543.53
221.42280.03620 Insurance-Property	2,250.00	2,517.00	10,300.00	2,361.75	\$ 7,938.25
221.42280.03810 Utility Services-Electric	2,250.00	2,666.95	10,000.00	2,353.25	\$ 7,646.75
221.42280.03820 Utility Services-Water & Sewer	500.01	824.75	2,000.00	379.85	\$ 1,620.15
221.42280.03830 Utility Services-Gas	2,250.00	3,925.58	9,500.00	4,553.77	\$ 4,946.23
221.42280.04090 R&M Contractual-Other	875.01	374.25	3,500.00	2,680.85	\$ 819.15
221.42280.04375 Miscellaneous-Property Taxes	300.00	0.00	950.00	0.00	\$ 950.00
221.42280.05500 Cap Outlay-Motor Vehicles	6,684.51	0.00	876.00	0.00	\$ 876.00
221.42280.05600 Cap Outlay-Furniture & Fixtures	249.99	0.00	0.00	19,933.24	\$ 0.00
221.42280.05700 Cap Outlay-Office Equipment and	1,749.99	1,951.50	8,000.00	0.00	\$ 8,000.00
Total Fire Stations and Buildings Expenditures	17,297.01	13,025.71	45,876.00	32,668.23	13,207.77
Capital Lease-Solar Expenditures					
221.47005.06020 Other Long-Term Obligation Princi	580.74	594.09	2,512.00	617.73	\$ 1,894.27
221.47005.06120 Other Long-Term Obligation Inter	32.01	32.67	138.00	33.96	\$ 104.04
Total Capital Lease-Solar Expenditures	612.75	626.76	2,650.00	651.69	1,998.31
Equipment Certificate of Indebtedness, 2023A Exp					
221.47007.06020 Other Long-Term Obligation Princi	22,000.00	22,000.00	23,000.00	23,000.00	\$ 0.00
221.47007.06120 Other Long-Term Obligation Inter	3,681.50	3,681.50	6,124.00	3,274.50	\$ 2,849.50
Total Equipment Certificate of Indebtedness, 2023	25,681.50	25,681.50	29,124.00	26,274.50	2,849.50
Other Financing Uses Expenditures					
221.49300.07200 Interfund Transfers	2,250.00	2,250.00	9,000.00	2,250.00	\$ 6,750.00
Total Other Financing Uses Expenditures	2,250.00	2,250.00	9,000.00	2,250.00	6,750.00

4/8/2026 11:19am

City of Hinckley
Statement of Revenue and Expenditures
Revised Budget
For FIRE DEPARTMENT (221)
For the Fiscal Period 2026-3 Ending March 31, 2026

Account Number	Previous YTD Budget	Previous YTD Actual	Annual Budget	YTD Actual	Remaining Budget Amount
Total FIRE DEPARTMENT Expenditures	\$ 83,110.07	\$ 68,893.69	\$ 234,695.00	\$ 72,219.19	\$ 162,475.81
FIRE DEPARTMENT Excess of Revenues Over Expendit	\$ 47,337.91	\$ (18,561.01)	\$ (271.00)	\$ (44,240.46)	\$ 43,969.46

4/8/2026 11:19am

City of Hinckley
Statement of Revenue and Expenditures
Revised Budget
For Public Safety Building Debt (351)
For the Fiscal Period 2026-3 Ending March 31, 2026

Page 14

Account Number	Previous YTD Budget	Previous YTD Actual	Annual Budget	YTD Actual	Remaining Budget Amount
Revenues					
Taxes Revenues					
351.31000.31011 Property Taxes-Debt	\$ 0.00	\$ 0.00	\$ 96,000.00	\$ 0.00	\$ 96,000.00
Total Taxes Revenues	0.00	0.00	96,000.00	0.00	96,000.00
Miscellaneous Revenues Revenues					
351.36200.36210 Interest Earnings	0.00	289.58	0.00	603.94	\$ 0.00
351.36200.36220 Rental Income	6,324.99	6,326.91	25,300.00	6,453.45	\$ 18,846.55
Total Miscellaneous Revenues Revenues	6,324.99	6,616.49	25,300.00	7,057.39	18,242.61
Other Financing Sources Revenues					
351.39000.39204 Transfer From Fire Department	2,250.00	2,250.00	9,000.00	2,250.00	\$ 6,750.00
Total Other Financing Sources Revenues	2,250.00	2,250.00	9,000.00	2,250.00	6,750.00
Total Public Safety Building Debt Revenues	\$ 8,574.99	\$ 8,866.49	\$ 130,300.00	\$ 9,307.39	\$ 120,992.61
Expenditures					
\$2.049 M GO CIP Refunding Note 2021A Expenditu					
351.47002.06010 Bond Principal	\$ 76,000.00	\$ 76,000.00	\$ 80,000.00	\$ 80,000.00	\$ 0.00
351.47002.06110 Bond Interest	17,858.50	17,858.50	33,548.00	17,147.90	\$ 16,400.10
Total \$2.049 M GO CIP Refunding Note 2021A Exp	93,858.50	93,858.50	113,548.00	97,147.90	16,400.10
Total Public Safety Building Debt Expenditures	\$ 93,858.50	\$ 93,858.50	\$ 113,548.00	\$ 97,147.90	\$ 16,400.10
Public Safety Building Debt Excess of Revenues Over E	\$ (85,283.51)	\$ (84,992.01)	\$ 16,752.00	\$ (87,840.51)	\$ 104,592.51

City of Hinckley
Statement of Revenue and Expenditures
Revised Budget
For STREET IMPROVEMENT FUND (400)
For the Fiscal Period 2026-3 Ending March 31, 2026

Account Number	Previous YTD Budget	Previous YTD Actual	Annual Budget	YTD Actual	Remaining Budget Amount
Revenues					
Intergovernmental Revenues Revenues					
400.33000.33443 Small City Assistance	\$ 0.00	\$ 0.00	\$ 34,312.00	\$ 0.00	\$ 34,312.00
Total Intergovernmental Revenues Revenues	0.00	0.00	34,312.00	0.00	34,312.00
Miscellaneous Revenues Revenues					
400.36200.36210 Interest Earnings	125.01	207.05	0.00	415.49	\$ 0.00
Total Miscellaneous Revenues Revenues	125.01	207.05	0.00	415.49	0.00
Other Financing Sources Revenues					
400.39000.39202 Transfer From Liquor Fund	16,002.00	16,002.00	64,008.00	16,002.00	\$ 48,006.00
Total Other Financing Sources Revenues	16,002.00	16,002.00	64,008.00	16,002.00	48,006.00
Total STREET IMPROVEMENT FUND Revenues	\$ 16,127.01	\$ 16,209.05	\$ 98,320.00	\$ 16,417.49	\$ 81,902.51
Expenditures					
Highways, Streets and Roadways Expenditures					
400.43100.04050 R&M Contractual-Streets/Roads/A	\$ 0.00	\$ 0.00	\$ 98,000.00	\$ 0.00	\$ 98,000.00
Total Highways, Streets and Roadways Expenditur	0.00	0.00	98,000.00	0.00	98,000.00
Total STREET IMPROVEMENT FUND Expenditures	\$ 0.00	\$ 0.00	\$ 98,000.00	\$ 0.00	\$ 98,000.00
STREET IMPROVEMENT FUND Excess of Revenues Ov	\$ 16,127.01	\$ 16,209.05	\$ 320.00	\$ 16,417.49	\$ (16,097.49)

4/8/2026 11:19am

City of Hinckley
Statement of Revenue and Expenditures
 Revised Budget
 For Equipment Fund (460)
 For the Fiscal Period 2026-3 Ending March 31, 2026

Page 16

Account Number	Previous YTD Budget	Previous YTD Actual	Annual Budget	YTD Actual	Remaining Budget Amount
Revenues					
Miscellaneous Revenues Revenues					
460.36200.36210 Interest Earnings	\$ 0.00	\$ 100.65	\$ 0.00	\$ 270.25	\$ 0.00
Total Miscellaneous Revenues Revenues	0.00	100.65	0.00	270.25	0.00
Other Financing Sources Revenues					
460.39000.39201 Transfer From General Fund	2,157.00	2,157.00	9,000.00	2,250.00	\$ 6,750.00
460.39000.39202 Transfer From Liquor Fund	11,502.00	11,502.00	46,008.00	11,502.00	\$ 34,506.00
Total Other Financing Sources Revenues	13,659.00	13,659.00	55,008.00	13,752.00	41,256.00
Total Equipment Fund Revenues	\$ 13,659.00	\$ 13,759.65	\$ 55,008.00	\$ 14,022.25	\$ 40,985.75
Expenditures					
General Government Buildings Expenditures					
460.41940.05400 Cap Outlay-Heavy Machinery	\$ 0.00	\$ 0.00	\$ 0.00	\$ 2,300.00	\$ 0.00
460.41940.05500 Cap Outlay-Motor Vehicles	2,000.01	0.00	17,600.00	3,578.72	\$ 14,021.28
Total General Government Buildings Expenditures	2,000.01	0.00	17,600.00	5,878.72	11,721.28
Lease Servicing/NCL Capital Expenditures					
460.47000.06020 Other Long-Term Obligation Princi	0.00	0.00	0.00	17,096.33	\$ 0.00
460.47000.06120 Other Long-Term Obligation Inter	0.00	0.00	0.00	1,154.26	\$ 0.00
Total Lease Servicing/NCL Capital Expenditures	0.00	0.00	0.00	18,250.59	0.00
KS State Bank/2020 Mack Plow Truck Expenditure					
460.47003.06020 Other Long-Term Obligation Princi	38,846.27	38,846.27	0.00	0.00	\$ 0.00
460.47003.06120 Other Long-Term Obligation Inter	1,153.73	1,153.73	0.00	0.00	\$ 0.00
Total KS State Bank/2020 Mack Plow Truck Expen	40,000.00	40,000.00	0.00	0.00	0.00
Deere & Co./2020 JD Tractor Expenditures					
460.47004.06020 Other Long-Term Obligation Princi	6,563.20	6,563.20	6,563.20	6,563.20	\$ 0.00
Total Deere & Co./2020 JD Tractor Expenditures	6,563.20	6,563.20	6,563.20	6,563.20	0.00
Total Equipment Fund Expenditures	\$ 48,563.21	\$ 46,563.20	\$ 24,163.20	\$ 30,692.51	\$ (6,529.31)
Equipment Fund Excess of Revenues Over Expenditure	\$ (34,904.21)	\$ (32,803.55)	\$ 30,844.80	\$ (16,670.26)	\$ 47,515.06

City of Hinckley
Statement of Revenue and Expenditures
Revised Budget

For the Fiscal Period 2026-3 Ending March 31, 2026

Account Number	Previous YTD Budget	Previous YTD Actual	Annual Budget	YTD Actual	Remaining Budget Amount
Total Revenues	\$ 213,872.48	\$ 196,975.37	\$ 2,300,692.00	\$ 144,501.05	\$ 2,156,190.95
Total Expenditures	\$ 635,218.08	\$ 574,475.88	\$ 2,144,810.25	\$ 552,802.39	\$ 1,592,007.86
Total Excess of Revenues Over Expenditures	\$ (421,345.60)	\$ (377,500.51)	\$ 155,881.75	\$ (408,301.34)	\$ 564,183.09

City of Hinckley
Statement of Revenue and Expenditures
 Revised Budget
 For WATER UTILITY (601)
 For the Fiscal Period 2026-2 Ending February 28, 2026

Account Number	Previous YTD Budget	Previous YTD Actual	Annual Budget	YTD Actual	Remaining Budget Amount
Revenues					
Miscellaneous Revenues Revenues					
601.36200.36210 Interest Earnings	\$ 833.34	\$ 1,653.12	\$ 5,000.00	\$ 3,812.79	\$ 1,187.21
601.36200.36213 Change in FMV of Investments	0.00	(28.00)	0.00	344.45	\$ 0.00
601.36200.36220 Rental Income	1,666.66	1,696.34	10,000.00	1,710.90	\$ 8,289.10
601.36200.36225 Miscellaneous Income	0.00	0.00	0.00	309.84	\$ 0.00
Total Miscellaneous Revenues Revenues	2,500.00	3,321.46	15,000.00	6,177.98	8,822.02
Water Sales Revenues					
601.37100.37110 Residential	20,000.00	20,708.45	120,000.00	22,985.08	\$ 97,014.92
601.37100.37120 Commercial	23,333.34	20,002.08	140,000.00	19,562.56	\$ 120,437.44
601.37100.37130 Casino	20,000.00	13,321.02	115,000.00	15,151.08	\$ 99,848.92
601.37100.37140 Other	1,666.66	1,752.70	10,000.00	1,827.40	\$ 8,172.60
601.37100.37150 Connect/Reconnect Fee	125.00	500.00	1,000.00	942.01	\$ 57.99
601.37100.37160 Penalties	1,000.00	1,112.48	6,000.00	1,082.28	\$ 4,917.72
601.37100.37170 Flat/Bulk/Seasonal	15,666.66	17,243.00	94,000.00	16,149.77	\$ 77,850.23
601.37100.37180 Meter Charge	5,000.00	5,523.20	30,000.00	5,529.34	\$ 24,470.66
Total Water Sales Revenues	86,791.66	80,162.93	516,000.00	83,229.52	432,770.48
Total WATER UTILITY Revenues	\$ 89,291.66	\$ 83,484.39	\$ 531,000.00	\$ 89,407.50	\$ 441,592.50
Expenditures					
\$867K GO Water Revenue Note 2022A Expenditure					
601.47006.06010 Bond Principal	\$ 36,000.00	\$ 0.00	\$ 36,000.00	\$ 0.00	\$ 36,000.00
601.47006.06110 Bond Interest	10,348.00	3,372.32	18,902.00	3,215.32	\$ 15,686.68
Total \$867K GO Water Revenue Note 2022A Expen	46,348.00	3,372.32	54,902.00	3,215.32	51,686.68
Other Financing Uses Expenditures					
601.49300.07200 Interfund Transfers	9,168.00	9,168.00	55,008.00	9,168.00	\$ 45,840.00
Total Other Financing Uses Expenditures	9,168.00	9,168.00	55,008.00	9,168.00	45,840.00
Water Utilities Expenditures					
601.49400.02030 Office Supplies-Printed Forms &	16.66	0.00	100.00	0.00	\$ 100.00
601.49400.02080 Office Supplies-Other	16.66	0.00	100.00	0.00	\$ 100.00
601.49400.02160 Operating Supplies-Chemicals &	10,700.00	0.00	66,768.00	0.00	\$ 66,768.00
601.49400.02180 Operating Supplies-Events	666.66	0.00	0.00	0.00	\$ 0.00
601.49400.02190 Operating Supplies-Other	0.00	0.68	4,000.00	0.00	\$ 4,000.00
601.49400.02210 R&M Supplies-Equipment Parts	666.66	0.00	4,000.00	0.00	\$ 4,000.00
601.49400.02230 R&M Supplies-Building Repair	1,000.00	0.00	6,000.00	0.00	\$ 6,000.00
601.49400.02280 R&M Supplies-Other	1,166.66	813.24	7,000.00	0.00	\$ 7,000.00
601.49400.02400 Small Tools & Minor Equipment	125.00	139.00	750.00	0.00	\$ 750.00
601.49400.03010 Professional Services-Auditing &	1,735.16	0.00	11,000.00	0.00	\$ 11,000.00
601.49400.03030 Professional Services-Engineerin	1,750.00	986.33	10,500.00	0.00	\$ 10,500.00
601.49400.03040 Professional Services-Legal Fees	166.66	0.00	1,000.00	0.00	\$ 1,000.00
601.49400.03070 Professional Services-Manageme	26,233.34	39,338.40	164,000.00	40,400.40	\$ 123,599.60
601.49400.03140 Professional Services-Software S	0.00	2,014.09	3,000.00	2,287.99	\$ 712.01
601.49400.03210 Communication-Telephone & Inter	83.34	74.90	500.00	75.60	\$ 424.40

4/8/2026 11:20am

City of Hinckley
Statement of Revenue and Expenditures
Revised Budget
For WATER UTILITY (601)
For the Fiscal Period 2026-2 Ending February 28, 2026

Page 2

Account Number	Previous YTD Budget	Previous YTD Actual	Annual Budget	YTD Actual	Remaining Budget Amount
601.49400.03220 Communication-Postage	333.34	370.24	2,200.00	381.57	\$ 1,818.43
601.49400.03520 Printing & Binding-General Notice	250.00	0.00	0.00	0.00	\$ 0.00
601.49400.03620 Insurance-Property	3,000.00	3,032.50	18,200.00	2,999.50	\$ 15,200.50
601.49400.03810 Utility Services-Electric	7,166.66	6,510.36	38,000.00	5,879.34	\$ 32,120.66
601.49400.03830 Utility Services-Gas	1,166.66	1,242.99	5,000.00	1,369.59	\$ 3,630.41
601.49400.03840 Utility Services-Refuse Disposal	166.66	135.72	1,000.00	140.40	\$ 859.60
601.49400.04090 R&M Contractual-Other	3,333.34	135.00	20,000.00	350.00	\$ 19,650.00
601.49400.04200 Depreciation	30,388.50	30,664.04	182,331.00	29,822.02	\$ 152,508.98
601.49400.04310 Miscellaneous-Bank Charges	533.34	341.48	3,200.00	1,039.90	\$ 2,160.10
601.49400.04330 Miscellaneous-Dues & Subscriptio	333.34	1,131.93	2,000.00	976.05	\$ 1,023.95
601.49400.04370 Miscellaneous-Sales & Use Tax	0.00	0.00	0.00	(0.75)	\$ 0.00
601.49400.04375 Miscellaneous-Property Taxes	16.66	0.00	600.00	0.00	\$ 600.00
601.49400.04390 Miscellaneous-Other	66.66	0.00	400.00	206.37	\$ 193.63
Total Water Utilities Expenditures	91,081.96	86,930.90	551,649.00	85,927.98	465,721.02
Total WATER UTILITY Expenditures	\$ 146,597.96	\$ 99,471.22	\$ 661,559.00	\$ 98,311.30	\$ 563,247.70
WATER UTILITY Excess of Revenues Over Expenditure	\$ (57,306.30)	\$ (15,986.83)	\$ (130,559.00)	\$ (8,903.80)	\$ (121,655.20)

City of Hinckley

4/8/2026 11:20am

Statement of Revenue and Expenditures

Page 3

Revised Budget
For SEWER UTILITY (602)

For the Fiscal Period 2026-2 Ending February 28, 2026

Account Number	Previous YTD Budget	Previous YTD Actual	Annual Budget	YTD Actual	Remaining Budget Amount
Revenues					
Miscellaneous Revenues Revenues					
602.36200.36210 Interest Earnings	\$ 833.34	\$ 1,594.61	\$ 9,000.00	\$ 3,592.93	\$ 5,407.07
602.36200.36213 Change in FMV of Investments	0.00	10.92	0.00	67.10	0.00
Total Miscellaneous Revenues Revenues	833.34	1,605.53	9,000.00	3,660.03	5,339.97
Sewer Charges Revenues					
602.37200.37210 Residential	33,333.34	39,111.97	215,000.00	43,266.72	\$ 171,733.28
602.37200.37220 Commercial	36,666.66	35,933.45	230,000.00	35,523.69	\$ 194,476.31
602.37200.37230 Casino	31,666.66	23,236.98	170,000.00	26,638.50	\$ 143,361.50
602.37200.37240 Other	3,000.00	3,224.69	18,000.00	3,345.74	\$ 14,654.26
602.37200.37260 Penalties	1,250.00	1,566.80	7,500.00	1,401.53	\$ 6,098.47
602.37200.37270 Sewer Base/Flat/Seasonal	29,166.66	33,704.32	175,000.00	34,226.92	\$ 140,773.08
Total Sewer Charges Revenues	135,083.32	136,778.21	815,500.00	144,403.10	671,096.90
Total SEWER UTILITY Revenues	\$ 135,916.66	\$ 138,383.74	\$ 824,500.00	\$ 148,063.13	\$ 676,436.87
Expenditures					
D/S GO Disposal System 2016A Expenditures					
602.47030.06010 Bond Principal	\$ 175,000.00	\$ 0.00	\$ 175,000.00	\$ 0.00	\$ 175,000.00
602.47030.06110 Bond Interest	5,300.00	1,475.02	3,892.00	891.65	\$ 3,000.35
602.47030.06140 Bond Amortization Expense	(655.42)	(655.42)	(3,932.47)	(655.42)	\$ (3,277.05)
602.47030.06200 Fiscal Agents' Fees	495.00	0.00	495.00	0.00	\$ 495.00
Total D/S GO Disposal System 2016A Expenditure	180,139.58	819.60	175,454.53	236.23	175,218.30
Other Financing Uses Expenditures					
602.49300.07200 Interfund Transfers	6,668.00	6,668.00	40,008.00	6,668.00	\$ 33,340.00
Total Other Financing Uses Expenditures	6,668.00	6,668.00	40,008.00	6,668.00	33,340.00
Sewer Utilities Expenditures					
602.49450.02030 Office Supplies-Printed Forms &	16.66	0.00	0.00	0.00	\$ 0.00
602.49450.02080 Office Supplies-Other	16.66	0.00	0.00	0.00	\$ 0.00
602.49450.02160 Operating Supplies-Chemicals &	7,133.34	0.00	42,800.00	1,040.50	\$ 41,759.50
602.49450.02210 R&M Supplies-Equipment Parts	833.34	0.00	5,000.00	0.00	\$ 5,000.00
602.49450.02280 R&M Supplies-Other	2,000.00	13.74	12,000.00	0.00	\$ 12,000.00
602.49450.02400 Small Tools & Minor Equipment	83.34	0.00	0.00	0.00	\$ 0.00
602.49450.03010 Professional Services-Auditing &	1,735.16	0.00	11,000.00	0.00	\$ 11,000.00
602.49450.03030 Professional Services-Engineerin	4,166.66	0.00	25,000.00	4,750.00	\$ 20,250.00
602.49450.03040 Professional Services-Legal Fees	833.34	0.00	5,000.00	0.00	\$ 5,000.00
602.49450.03070 Professional Services-Manageme	39,333.34	59,007.60	240,000.00	60,800.60	\$ 179,199.40
602.49450.03090 Professional Services-IT Services	333.34	275.09	2,000.00	236.54	\$ 1,763.46
602.49450.03140 Professional Services-Software S	333.34	1,534.06	2,000.00	2,365.44	\$ (365.44)
602.49450.03190 Professional Services-Other	83.34	0.00	500.00	0.00	\$ 500.00
602.49450.03210 Communication-Telephone & Inter	91.66	74.90	550.00	75.60	\$ 474.40
602.49450.03220 Communication-Postage	416.66	370.24	2,500.00	381.56	\$ 2,118.44
602.49450.03620 Insurance-Property	3,000.00	2,654.14	18,000.00	2,678.16	\$ 15,321.84
602.49450.03810 Utility Services-Electric	26,666.66	27,540.20	150,000.00	25,798.81	\$ 124,201.19

4/8/2026 11:20am

City of Hinckley
Statement of Revenue and Expenditures
Revised Budget
For SEWER UTILITY (602)
For the Fiscal Period 2026-2 Ending February 28, 2026

Page 4

Account Number	Previous YTD Budget	Previous YTD Actual	Annual Budget	YTD Actual	Remaining Budget Amount
602.49450.03830 Utility Services-Gas	416.66	137.33	2,500.00	143.25	\$ 2,356.75
602.49450.04090 R&M Contractual-Other	7,500.00	3,439.40	45,000.00	750.00	\$ 44,250.00
602.49450.04200 Depreciation	31,814.34	31,060.53	190,000.00	32,118.70	\$ 157,881.30
602.49450.04310 Miscellaneous-Bank Charges	466.66	341.48	2,800.00	0.00	\$ 2,800.00
602.49450.04330 Miscellaneous-Dues & Subscriptio	333.34	1,595.00	2,700.00	0.00	\$ 2,700.00
602.49450.06120 Other Long-Term Obligation Inter	21.00	20.66	132.00	21.58	\$ 110.42
Total Sewer Utilities Expenditures	127,628.84	128,064.37	759,482.00	131,160.74	628,321.26
Total SEWER UTILITY Expenditures	\$ 314,436.42	\$ 135,551.97	\$ 974,944.53	\$ 138,064.97	\$ 836,879.56
SEWER UTILITY Excess of Revenues Over Expenditure	\$ (178,519.76)	\$ 2,831.77	\$ (150,444.53)	\$ 9,998.16	\$ (160,442.69)

4/8/2026 11:20am

City of Hinckley
Statement of Revenue and Expenditures
Revised Budget

For the Fiscal Period 2026-2 Ending February 28, 2026

Account Number	Previous YTD Budget	Previous YTD Actual	Annual Budget	YTD Actual	Remaining Budget Amount
Total Revenues	\$ 225,208.32	\$ 221,868.13	\$ 1,355,500.00	\$ 237,470.63	\$ 1,118,029.37
Total Expenditures	\$ 461,034.38	\$ 235,023.19	\$ 1,636,503.53	\$ 236,376.27	\$ 1,400,127.26
Total Excess of Revenues Over Expenditures	\$ (235,826.06)	\$ (13,155.06)	\$ (281,003.53)	\$ 1,094.36	\$ (282,097.89)

City of Hinckley
Statement of Revenue and Expenditures
 Revised Budget
 For LIQUOR FUND (609)
 For the Fiscal Period 2026-3 Ending March 31, 2026

Account Number	Previous YTD Budget	Previous YTD Actual	Annual Budget	YTD Actual	Remaining Budget Amount
Revenues					
Miscellaneous Revenues-Off Sale Revenues					
609.36201.36210 Interest Earnings	\$ 750.00	\$ 4,092.89	\$ 6,000.00	\$ 3,395.69	\$ 2,604.31
609.36201.36213 Change in FMV of Investments	0.00	(27.00)	0.00	(1,709.31)	0.00
609.36201.36240 Reimbursements	0.00	0.00	0.00	14.40	0.00
609.36201.37840 Cash Over Off-Sale	0.00	(168.38)	0.00	(244.14)	0.00
Total Miscellaneous Revenues-Off Sale Revenues	750.00	3,897.51	6,000.00	1,456.64	4,543.36
Miscellaneous Revenues-On Sale Revenues					
609.36202.34950 ATM Fees	1,625.01	1,769.60	6,500.00	1,666.00	\$ 4,834.00
609.36202.36220 Rental Income	5,499.99	6,143.60	22,000.00	7,994.73	\$ 14,005.27
609.36202.37840 Cash Over Off-Sale	0.00	145.88	0.00	(386.54)	0.00
609.36202.37920 Vending Commissions	1,875.00	2,598.69	7,500.00	2,748.94	\$ 4,751.06
Total Miscellaneous Revenues-On Sale Revenues	9,000.00	10,657.77	36,000.00	12,023.13	23,976.87
Liquor Store-Off Sale Revenues					
609.37800.37811 Liquor	262,500.00	230,016.76	1,040,000.00	221,723.01	\$ 818,276.99
609.37800.37812 Beer	342,500.01	251,412.01	1,200,000.00	240,093.41	\$ 959,906.59
609.37800.37813 Wine	50,000.01	42,294.69	175,000.00	41,753.43	\$ 133,246.57
609.37800.37815 Other	15,000.00	11,827.70	60,000.00	11,314.80	\$ 48,685.20
609.37800.37816 Tobacco	16,250.01	15,817.03	64,000.00	14,741.70	\$ 49,258.30
609.37800.37817 Non-Taxable	4,500.00	1,421.52	18,000.00	1,222.42	\$ 16,777.58
609.37800.37818 THC Beverages	0.00	14,083.17	60,000.00	12,866.75	\$ 47,133.25
Total Liquor Store-Off Sale Revenues	690,750.03	566,872.88	2,617,000.00	543,715.52	2,073,284.48
Liquor Store-On Sale Revenues					
609.37900.37911 Liquor	42,500.01	46,197.26	174,000.00	42,773.16	\$ 131,226.84
609.37900.37912 Beer	33,000.00	30,516.72	130,000.00	29,792.77	\$ 100,207.23
609.37900.37913 Wine	375.00	452.82	1,000.00	157.02	\$ 842.98
609.37900.37914 Other	5,000.01	5,130.90	15,000.00	1,776.69	\$ 13,223.31
609.37900.37915 Food	21,999.99	21,523.57	80,000.00	18,111.56	\$ 61,888.44
Total Liquor Store-On Sale Revenues	102,875.01	103,821.27	400,000.00	92,611.20	307,388.80
Total LIQUOR FUND Revenues	\$ 803,375.04	\$ 685,249.43	\$ 3,059,000.00	\$ 649,806.49	\$ 2,409,193.51

Expenditures

Other Financing Uses-Off Sale Expenditures

609.49301.07200 Interfund Transfers	\$ 30,006.00	\$ 30,006.00	\$ 120,024.00	\$ 30,006.00	\$ 90,018.00
-------------------------------------	--------------	--------------	---------------	--------------	--------------

Total Other Financing Uses-Off Sale Expenditures	30,006.00	30,006.00	120,024.00	30,006.00	90,018.00
---	------------------	------------------	-------------------	------------------	------------------

Other Financing Uses-On Sale Expenditures

609.49302.07200 Interfund Transfers	7,500.00	7,500.00	30,000.00	7,500.00	\$ 22,500.00
-------------------------------------	----------	----------	-----------	----------	--------------

Total Other Financing Uses-On Sale Expenditures	7,500.00	7,500.00	30,000.00	7,500.00	22,500.00
--	-----------------	-----------------	------------------	-----------------	------------------

Cost of Goods Sold - Off Sale Expenditures

609.49750.02510 Cost of Goods Sold-Liquor	179,816.76	156,596.27	693,077.00	146,418.83	\$ 546,658.17
---	------------	------------	------------	------------	---------------

609.49750.02520 Cost of Goods Sold-Beer	267,291.51	194,855.33	914,022.00	182,145.09	\$ 731,876.91
---	------------	------------	------------	------------	---------------

City of Hinckley

Statement of Revenue and Expenditures

4/8/2026 11:21am

Revised Budget

For LIQUOR FUND (609)

For the Fiscal Period 2026-3 Ending March 31, 2026

Account Number		Previous YTD Budget	Previous YTD Actual	Annual Budget	YTD Actual	Remaining Budget Amount
609.49750.02530	Cost of Goods Sold-Wine	34,098.75	27,978.91	114,741.00	27,177.94 \$	87,563.06
609.49750.02535	Cost of Goods Sold-THC Beverag	0.00	9,867.24	47,829.00	8,758.81 \$	39,070.19
609.49750.02540	Cost of Goods Sold-Miscellaneous	13,269.24	9,086.41	45,747.00	8,848.86 \$	36,898.14
609.49750.02560	Cost of Goods Sold-Tobacco	13,923.24	13,827.25	71,744.00	13,036.84 \$	58,707.16
609.49750.03330	Transportation-Freight & Express	5,000.01	4,497.34	20,000.00	3,529.68 \$	16,470.32
Total Cost of Goods Sold - Off Sale Expenditures		513,399.51	416,708.75	1,907,160.00	389,916.05	1,517,243.95
Off Sale Operations Expenditures						
609.49755.01010	Wages & Salaries-FT-Regular	23,987.28	23,555.62	58,224.86	14,108.35 \$	44,116.51
609.49755.01030	Wages & Salaries-PT-Regular	34,709.37	26,959.83	158,891.67	27,323.82 \$	131,567.85
609.49755.01037	Wages & Salaries-PT-PTO	0.00	1,170.04	0.00	537.46 \$	0.00
609.49755.01038	Wages & Salaries-PT-Holiday	0.00	1,002.80	0.00	1,045.68 \$	0.00
609.49755.01040	Wages & Salaries-PT-OT Premiu	0.00	1,346.14	0.00	1,377.59 \$	0.00
609.49755.01050	Wages & Salaries-Temp-Regular	0.00	0.00	0.00	3,318.74 \$	0.00
609.49755.01100	Other Pay-Tips Paid	0.00	(23.74)	0.00	0.00 \$	0.00
609.49755.01120	HSA Contributions	0.00	2,137.99	4,712.26	1,178.07 \$	3,534.19
609.49755.01210	PERA Contributions	4,402.26	4,062.16	16,283.74	3,348.98 \$	12,934.76
609.49755.01220	FICA Contributions	4,490.28	4,068.56	16,609.41	3,626.77 \$	12,982.64
609.49755.01250	Other Retirement Contributions	150.00	600.00	600.00	600.00 \$	0.00
609.49755.01310	Employer Paid Medical	6,989.70	4,839.00	10,665.22	2,661.12 \$	8,004.10
609.49755.01320	Employer Paid Dental	402.18	438.34	966.14	229.56 \$	736.58
609.49755.01330	Employer Paid Life	217.50	181.10	213.96	149.33 \$	64.63
609.49755.01430	MN Paid Leave Contributions	0.00	0.00	955.31	198.79 \$	756.52
609.49755.01510	WC Insurance Premiums	2,424.99	2,307.99	10,000.00	1,416.75 \$	8,583.25
609.49755.02030	Office Supplies-Printed Forms &	249.99	0.00	1,000.00	0.00 \$	1,000.00
609.49755.02080	Office Supplies-Other	125.01	82.80	100.00	0.00 \$	100.00
609.49755.02171	Operating Supplies-Safety Suppli	0.00	60.69	500.00	0.00 \$	500.00
609.49755.02180	Operating Supplies-Events	137.49	0.00	650.00	0.00 \$	650.00
609.49755.02190	Operating Supplies-Other	3,125.01	2,373.59	12,500.00	1,782.93 \$	10,717.07
609.49755.02210	R&M Supplies-Equipment Parts	137.49	0.00	550.00	175.00 \$	375.00
609.49755.02280	R&M Supplies-Other	50.01	457.13	400.00	0.00 \$	400.00
609.49755.02400	Small Tools & Minor Equipment	1,749.99	530.40	5,000.00	28.49 \$	4,971.51
609.49755.03010	Professional Services-Auditing &	2,082.24	10,282.69	10,000.00	0.00 \$	10,000.00
609.49755.03040	Professional Services-Legal Fees	0.00	0.00	0.00	42.50 \$	0.00
609.49755.03060	Professional Services-Personnel	0.00	89.00	0.00	0.00 \$	0.00
609.49755.03080	Professional Services-Instructors'	174.99	769.00	850.00	399.50 \$	450.50
609.49755.03090	Professional Services-IT Services	2,375.01	1,649.41	9,500.00	1,732.19 \$	7,767.81
609.49755.03140	Professional Services-Software S	1,749.99	2,186.86	7,000.00	2,164.11 \$	4,835.89
609.49755.03190	Professional Services-Other	75.00	211.38	300.00	161.60 \$	138.40
609.49755.03210	Communication-Telephone & Inter	675.00	566.89	2,300.00	647.10 \$	1,652.90
609.49755.03220	Communication-Postage	0.00	29.20	200.00	23.40 \$	176.60
609.49755.03420	Advertising-Enterprises	5,000.01	4,927.92	20,000.00	3,587.75 \$	16,412.25
609.49755.03620	Insurance-Property	1,550.01	1,469.34	6,200.00	1,803.57 \$	4,396.43
609.49755.03640	Insurance-Dram Shop	1,457.25	1,276.08	6,000.00	719.04 \$	5,280.96
609.49755.03650	Waranties			0.00	417.82 \$	0.00
609.49755.03810	Utility Services-Electric	2,625.00	2,250.12	10,500.00	2,074.26 \$	8,425.74
609.49755.03820	Utility Services-Water & Sewer	150.00	128.83	600.00	74.41 \$	525.59
609.49755.03830	Utility Services-Gas	399.99	666.75	1,600.00	714.42 \$	885.58
609.49755.03840	Utility Services-Refuse Disposal	249.99	255.19	1,200.00	259.17 \$	940.83

City of Hinckley

4/8/2026 11:21am

Statement of Revenue and Expenditures

Page 3

Revised Budget

For LIQUOR FUND (609)

For the Fiscal Period 2026-3 Ending March 31, 2026

Account Number	Previous YTD Budget	Previous YTD Actual	Annual Budget	YTD Actual	Remaining Budget Amount
609.49755.04090 R&M Contractual-Other	2,000.01	1,238.06	8,000.00	2,988.81	\$ 5,011.19
609.49755.04130 Rentals-Office Equipment	500.01	320.54	2,000.00	701.22	\$ 1,298.78
609.49755.04200 Depreciation	7,551.00	7,534.98	30,000.00	7,839.19	\$ 22,160.81
609.49755.04300 Miscellaneous-Security	4,500.00	4,341.60	26,200.00	4,346.17	\$ 21,853.83
609.49755.04310 Miscellaneous-Bank Charges	14,499.99	14,902.04	65,000.00	14,367.89	\$ 50,632.11
609.49755.04330 Miscellaneous-Dues & Subscriptio	675.00	0.00	2,700.00	0.00	\$ 2,700.00
609.49755.04370 Miscellaneous-Sales & Use Tax	125.01	90.22	500.00	212.24	\$ 287.76
609.49755.04390 Miscellaneous-Other	500.01	0.00	2,000.00	0.00	\$ 2,000.00
609.49755.05600 Cap Outlay-Furniture & Fixtures	125.01	0.00	0.00	0.00	\$ 0.00
609.49755.05700 Cap Outlay-Office Equipment and	125.01	0.00	0.00	0.00	\$ 0.00
609.49755.06120 Other Long-Term Obligation Inter	22.26	21.42	93.00	324.06	\$ (231.06)
Total Off Sale Operations Expenditures	132,536.34	131,357.96	511,565.57	108,707.85	402,857.72
Cost of Goods Sold - On Sale Expenditures					
609.49770.02510 Cost of Goods Sold-Liquor	7,628.49	8,780.27	34,635.00	8,193.05	\$ 26,441.95
609.49770.02520 Cost of Goods Sold-Beer	10,523.76	10,357.85	42,482.00	10,495.53	\$ 31,986.47
609.49770.02530 Cost of Goods Sold-Wine	103.26	156.44	326.00	51.05	\$ 274.95
609.49770.02540 Cost of Goods Sold-Miscellaneous	2,553.24	2,841.78	16,396.00	3,525.32	\$ 12,870.68
609.49770.02550 Cost of Goods Sold-Food	9,078.51	8,748.66	33,805.00	7,017.20	\$ 26,787.80
609.49770.03330 Transportation-Freight & Express	0.00	314.07	1,000.00	251.84	\$ 748.16
Total Cost of Goods Sold - On Sale Expenditures	29,887.26	31,199.07	128,644.00	29,533.99	99,110.01
On Sale Operations Expenditures					
609.49775.01010 Wages & Salaries-FT-Regular	5,996.82	5,888.92	14,556.22	3,527.05	\$ 11,029.17
609.49775.01030 Wages & Salaries-PT-Regular	27,818.43	19,277.97	105,428.96	19,023.18	\$ 86,405.78
609.49775.01037 Wages & Salaries-PT-PTO	0.00	2,828.62	0.00	3,124.80	\$ 0.00
609.49775.01038 Wages & Salaries-PT-Holiday	0.00	553.52	0.00	573.04	\$ 0.00
609.49775.01040 Wages & Salaries-PT-OT Premiu	0.00	4,841.31	0.00	4,709.32	\$ 0.00
609.49775.01060 Wages & Salaries-PT-Overtime	0.00	0.00	20,000.00	0.00	\$ 20,000.00
609.49775.01100 Other Pay-Tips Paid	0.00	23.74	0.00	1,037.25	\$ 0.00
609.49775.01120 HSA Contributions	0.00	539.39	1,178.06	294.51	\$ 883.55
609.49775.01210 PERA Contributions	2,536.14	3,470.32	17,473.89	3,298.20	\$ 14,175.69
609.49775.01220 FICA Contributions	2,783.28	3,520.95	17,823.37	3,352.56	\$ 14,470.81
609.49775.01250 Other Retirement Contributions	75.00	300.00	300.00	300.00	\$ 0.00
609.49775.01310 Employer Paid Medical	1,747.44	1,220.76	2,666.30	665.28	\$ 2,001.02
609.49775.01320 Employer Paid Dental	100.56	110.60	241.53	57.39	\$ 184.14
609.49775.01330 Employer Paid Life	87.51	75.15	0.00	63.17	\$ 0.00
609.49775.01430 MN Paid Leave Contributions	0.00	0.00	615.93	184.17	\$ 431.76
609.49775.01510 WC Insurance Premiums	2,424.99	1,231.74	9,700.00	971.76	\$ 8,728.24
609.49775.02140 Operating Supplies-Liquor Store	1,937.49	2,443.36	7,750.00	1,212.85	\$ 6,537.15
609.49775.02171 Operating Supplies-Safety Suppli	0.00	130.26	0.00	73.88	\$ 0.00
609.49775.02180 Operating Supplies-Events	1,500.00	810.97	6,000.00	826.63	\$ 5,173.37
609.49775.02190 Operating Supplies-Other	3,249.99	3,124.31	13,000.00	2,922.85	\$ 10,077.15
609.49775.02210 R&M Supplies-Equipment Parts	500.01	0.00	2,000.00	132.29	\$ 1,867.71
609.49775.02230 R&M Supplies-Building Repair	375.00	27.91	1,500.00	18.43	\$ 1,481.57
609.49775.02280 R&M Supplies-Other	249.99	49.90	1,000.00	0.00	\$ 1,000.00
609.49775.02400 Small Tools & Minor Equipment	500.01	430.20	2,000.00	177.17	\$ 1,822.83
609.49775.03010 Professional Services-Auditing &	416.49	1,465.00	1,700.00	0.00	\$ 1,700.00
609.49775.03040 Professional Services-Legal Fees	0.00	0.00	0.00	42.50	\$ 0.00

City of Hinckley

Statement of Revenue and Expenditures

4/8/2026 11:21am

Revised Budget

For LIQUOR FUND (609)

For the Fiscal Period 2026-3 Ending March 31, 2026

Account Number		Previous YTD Budget	Previous YTD Actual	Annual Budget	YTD Actual	Remaining Budget Amount
609.49775.03080	Professional Services-Instructors'	125.01	0.00	500.00	399.50	\$ 100.50
609.49775.03090	Professional Services-IT Services	875.01	1,095.60	5,000.00	1,074.14	\$ 3,925.86
609.49775.03120	Professional Services-Entertainm	5,000.01	4,000.00	20,000.00	3,400.00	\$ 16,600.00
609.49775.03140	Professional Services-Software S	875.01	1,030.38	6,800.00	1,698.69	\$ 5,101.31
609.49775.03190	Professional Services-Other	75.00	105.69	300.00	161.60	\$ 138.40
609.49775.03210	Communication-Telephone & Inter	999.99	889.16	4,000.00	1,041.33	\$ 2,958.67
609.49775.03330	Transportation-Freight & Express	0.00	106.31	0.00	0.00	\$ 0.00
609.49775.03420	Advertising-Enterprises	2,000.01	3,121.20	13,000.00	1,325.25	\$ 11,674.75
609.49775.03620	Insurance-Property	624.99	600.15	2,500.00	805.44	\$ 1,694.56
609.49775.03640	Insurance-Dram Shop	217.74	190.68	871.00	85.47	\$ 785.53
609.49775.03650	Waranties			0.00	329.86	\$ 0.00
609.49775.03810	Utility Services-Electric	6,500.01	5,508.92	26,000.00	5,078.36	\$ 20,921.64
609.49775.03820	Utility Services-Water & Sewer	600.00	515.29	2,400.00	297.68	\$ 2,102.32
609.49775.03830	Utility Services-Gas	1,062.51	1,632.38	4,250.00	1,749.08	\$ 2,500.92
609.49775.03840	Utility Services-Refuse Disposal	650.01	697.42	2,800.00	570.36	\$ 2,229.64
609.49775.04090	R&M Contractual-Other	2,000.01	2,179.26	8,000.00	1,628.28	\$ 6,371.72
609.49775.04200	Depreciation	1,317.00	1,317.06	5,500.00	1,791.62	\$ 3,708.38
609.49775.04300	Miscellaneous-Security	1,625.01	1,579.63	12,126.00	1,379.71	\$ 10,746.29
609.49775.04310	Miscellaneous-Bank Charges	3,500.01	3,605.00	14,000.00	1,966.24	\$ 12,033.76
609.49775.04330	Miscellaneous-Dues & Subscriptio	675.00	252.00	2,700.00	0.00	\$ 2,700.00
609.49775.04370	Miscellaneous-Sales & Use Tax	87.51	107.36	800.00	228.15	\$ 571.85
609.49775.04390	Miscellaneous-Other	1,875.00	0.00	0.00	0.00	\$ 0.00
609.49775.05600	Cap Outlay-Furniture & Fixtures	3,750.00	0.00	15,000.00	0.00	\$ 15,000.00
609.49775.05700	Cap Outlay-Office Equipment and	0.00	90.36	0.00	0.00	\$ 0.00
609.49775.06120	Other Long-Term Obligation Inter	9.00	8.76	38.00	232.72	\$ (194.72)
Total On Sale Operations Expenditures		86,742.99	80,997.51	371,519.26	71,831.76	299,687.50
Total LIQUOR FUND Expenditures		\$ 800,072.10	\$ 697,769.29	\$ 3,068,912.83	\$ 637,495.65	\$ 2,431,417.18
LIQUOR FUND Excess of Revenues Over Expenditures		\$ 3,302.94	\$ (12,519.86)	\$ (9,912.83)	\$ 12,310.84	\$ (22,223.67)

4/8/2026 11:21am

City of Hinckley
Statement of Revenue and Expenditures
Revised Budget

For the Fiscal Period 2026-3 Ending March 31, 2026

Account Number	Previous YTD Budget	Previous YTD Actual	Annual Budget	YTD Actual	Remaining Budget Amount
Total Revenues	\$ 803,375.04	\$ 685,249.43	\$ 3,059,000.00	\$ 649,806.49	\$ 2,409,193.51
Total Expenditures	\$ 800,072.10	\$ 697,769.29	\$ 3,068,912.83	\$ 637,495.65	\$ 2,431,417.18
Total Excess of Revenues Over Expenditures	\$ 3,302.94	\$ (12,519.86)	\$ (9,912.83)	\$ 12,310.84	\$ (22,223.67)

City of Hinckley
Statement of Revenue and Expenditures
Revised Budget
For EDA GENERAL FUND (700)
For the Fiscal Period 2026-3 Ending March 31, 2026

Account Number	Previous YTD Budget	Previous YTD Actual	Annual Budget	YTD Actual	Remaining Budget Amount
Revenues					
Taxes Revenues					
700.31000.31010 Property Taxes	\$ 0.00	\$ 0.00	\$ 15,000.00	\$ 0.00	\$ 15,000.00
Total Taxes Revenues	0.00	0.00	15,000.00	0.00	15,000.00
Miscellaneous Revenues Revenues					
700.36200.36210 Interest Earnings	50.01	2,798.42	4,000.00	2,733.36	\$ 1,266.64
Total Miscellaneous Revenues Revenues	50.01	2,798.42	4,000.00	2,733.36	1,266.64
Total EDA GENERAL FUND Revenues	\$ 50.01	\$ 2,798.42	\$ 19,000.00	\$ 2,733.36	\$ 16,266.64
Expenditures					
Economic Development & Assistance Expenditure					
700.46500.02180 Operating Supplies-Events	\$ 187.50	\$ 0.00	\$ 750.00	\$ 0.00	\$ 750.00
700.46500.02190 Operating Supplies-Other	0.00	0.00	0.00	124.91	\$ 0.00
700.46500.03010 Professional Services-Auditing &	833.00	732.00	850.00	0.00	\$ 850.00
700.46500.03040 Professional Services-Legal Fees	125.01	0.00	500.00	0.00	\$ 500.00
700.46500.03190 Professional Services-Other	0.00	500.00	0.00	500.00	\$ 0.00
700.46500.03220 Communication-Postage	24.99	0.00	100.00	0.00	\$ 100.00
700.46500.03430 Advertising-Other	62.49	0.00	250.00	0.00	\$ 250.00
700.46500.04330 Miscellaneous-Dues & Subscriptio	249.99	0.00	1,000.00	0.00	\$ 1,000.00
700.46500.04390 Miscellaneous-Other	112.50	0.00	450.00	0.00	\$ 450.00
Total Economic Development & Assistance Expen	1,595.48	1,232.00	3,900.00	624.91	3,275.09
Total EDA GENERAL FUND Expenditures	\$ 1,595.48	\$ 1,232.00	\$ 3,900.00	\$ 624.91	\$ 3,275.09
EDA GENERAL FUND Excess of Revenues Over Expend	\$ (1,545.47)	\$ 1,566.42	\$ 15,100.00	\$ 2,108.45	\$ 12,991.55

4/8/2026 11:22am

City of Hinckley
Statement of Revenue and Expenditures
Revised Budget

For the Fiscal Period 2026-3 Ending March 31, 2026

Account Number	Previous YTD Budget	Previous YTD Actual	Annual Budget	YTD Actual	Remaining Budget Amount
Total Revenues	\$ 50.01	\$ 2,798.42	\$ 19,000.00	\$ 2,733.36	\$ 16,266.64
Total Expenditures	\$ 1,595.48	\$ 1,232.00	\$ 3,900.00	\$ 624.91	\$ 3,275.09
Total Excess of Revenues Over Expenditures	\$ (1,545.47)	\$ 1,566.42	\$ 15,100.00	\$ 2,108.45	\$ 12,991.55

City of Hinckley
106 First Street SE
P. O. Box 366
Hinckley, MN
[Tel] (320) 384.7491
[Fax] (320) 384.7492
www.hinckleymn.gov



Agenda Item

Ordinance 02-2026 Establishing a Park and Recreation Advisory Board

Meeting Date

April 14, 2026

Prepared By

Leaha M. Jackson, City Administrator

Background

The items below were approved by the Council at the special March 24, 2026, meeting.

(A) **Policy and purpose.** The Park and Recreation Advisory Board is established to promote the systematic, comprehensive development of park facilities and recreational activities necessary for the physical, mental, emotional, and moral health and well-being of the residents of the city.

(B) **Duties of the Commission.** The Park and Recreation Advisory Board advises and makes recommendations to the City Council in matters pertaining to park and recreation programs and facility amenities in the city. The Park and Recreation Advisory Board makes recommendations to the City Council – only the City Council has the authority to make policies for and expenditures for city parks.

(C) **Membership.** The Park and Recreation Advisory Board may consist of up to seven members. One member of the Board need not be a resident of the city, but must own property within the city. One of the members appointed at-large may be a student in a junior or senior high school at the time of his or her appointment, and does not need to be a resident of the city. Terms of the advisory board are for three years and commence on January 1 of the year in which they are appointed, continuing until a successor is appointed and qualified. A member desiring reappointment upon expiration of a term must notify the City Council of the intention at least 30 days prior to the expiration date of the term. Notice of openings must be publicized in the official newspaper, with the City Council not making any appointment until at least one week has elapsed from the date of initial publication.

(D) **Meetings.** Meetings of the Park and Recreation Advisory Board are held at a date, time, and place as are set forth in their respective by-laws, and they meet as necessary to fulfill the objectives of the board. The procedure at meetings is governed by the by-

laws of the board. Meetings of the Park and Recreation Advisory Board are open to the public.

(E) **Attendance.** Members are expected to faithfully participate in meetings or other activities. Members may be removed by a majority vote of the City Council. A member who fails to attend three consecutive meetings or three meetings in any six-month period is deemed to have resigned.

(F) **Organization; By-Laws.** The Park and Recreation Advisory Board must meet to adopt by-laws for the conduct of its affairs within 30 days after the first appointment of members. By-laws must provide for election from its membership of a chair, vice-chair, secretary and other officers as it deems necessary, specify month of election, term of office, date and time of meeting, order of business, and other matters necessary for the conduct of business of the advisory board. Board secretary is appointed by the chair, provided, however, that the City Clerk-Administrator may assign members of the city administrative staff to serve as secretary, performing the clerical duties of the board. By-laws shall be submitted and approved by the City Council.

(G) **Minutes; Reports.** The proceedings of the Park and Recreation Advisory Board must be recorded in minute form and must be furnished to each board member, the Mayor, and City Council members.

(H) **Compensation.** Unless otherwise provided by law, a per diem payment for each meeting attended by appointed board members may be set by the City Council annually.

(I) **Liaisons.** The City Council must annually appoint two Council members as ex officio members without voting rights to the Park and Recreation Advisory Board to serve as a liaison between the City Council and the board.

This change will need to be completed by ordinance and would most likely involve abolishing the current board and replacing it with a new board formed under M.S. §§ 412.111.

Staff drafted the attached ordinance language. When completing the language, some items were combined.

- Combined items: A Policy & Purpose and B Duties of Commission into Section 33.01 Policy and Purpose
- Combined items: C Membership, E Attendance, and H Compensation into Section 33.02 Membership; I also split out some items from C Membership into Membership and Terms
- Removed Secretary from the second sentence in item F Bylaws. The position was addressed in the following sentences of that section.

Recommended Action

Approve Ordinance 02-2026 Establishing a Park and Recreation Advisory Board and direct staff to publish the ordinance in the North Pine County News.

Council Action: Motion by: _____ Second by: _____

Motion to:

Voted in Favor: _____ Voted Against: _____

Approved: _____ Denied: _____ Tabled: _____ No Action: _____

ORDINANCE NO. 02-2026

AN ORDINANCE TO ENACT A NEW CHAPTER OF THE CITY OF HINCKLEY CODE OF ORDINANCES TO ESTABLISH A PARK AND RECREATION ADVISORY BOARD WITHIN THE CITY OF HINCKLEY

THE CITY COUNCIL OF HINCKLEY, MINNESOTA, ORDAINS:

Chapter 33 Park and Recreation Board, of the City of Hinckley Code of Ordinances (hereafter “this code”) is hereby repealed, and is replaced by the following:

Section 33 – Park and Recreation Advisory Board

- Section 33.01 Policy and Purpose**
- 33.02 Membership**
- 33.03 Meetings**
- 33.04 Bylaws**
- 33.05 Attendance**
- 33.06 Minutes; Reports**
- 33.07 Liaisons**

33.01 Policy and Purpose.

Subd. 1. Policy and Purpose. The Park and Recreation Advisory Board is established to promote the systematic, comprehensive development of park facilities and recreational activities necessary for the physical, mental, emotional, and moral health and well-being of the residents of the City under M.S. §§ 412.111.

Subd. 2. Duties of the Board. The Park and Recreation Advisory Board advises and makes recommendations to the City Council on matters pertaining to park and recreation programs and facilities in the city. The Park and Recreation Advisory Board makes recommendations to the City Council – only the City Council has the authority to make policies for and expenditures for city parks.

33.02. Membership.

Subd. 1. Makeup. The Park and Recreation Advisory Board may consist of up to seven members. One member of the Board need not be a resident of the city but must own property within the city. One of the members appointed at-large may be a student in a junior or senior high school at the time of his or her appointment and need not be a resident of the city. Two members shall be members of the City Council.

Subd. 2. Terms. Terms of the advisory board are for three years and commence on January 1 of the year in which they are appointed, continuing until a successor is appointed and qualified. A member desiring reappointment upon expiration of a term must notify the City Council of the intention of at least of 30 days

prior to the expiration date of the term. Notice of openings must be publicized in the official newspaper, with the City Council not making any appointment until at least one week has elapsed from the date of initial publication.

- a) Initial appointments shall be as follows for members not from the City Council: one-third with a 1-year term, one-third with a 2-year term, and one-third with a 3-year term, so that one-third of the board seats expire each year.

Subd. 3. Attendance. Members are expected to faithfully participate in meetings or other activities. Members may be removed by a majority vote of the City Council. A member who fails to attend three consecutive meetings or three meetings in any six-month period is deemed to have resigned. Vacated positions may be appointed by the City Council for the remainder of the term.

Sub. 4. Compensation. Unless otherwise provided by law, a per-dem payment for each meeting attended by appointed board members may be set by the City Council annually.

33.03 Meetings.

Meetings of the Park and Recreation Advisory Board are held at a date, time, and place as are set forth in their respective bylaws, and they meet as necessary to fulfill the objectives of the board. The procedure for meetings is governed by the board's bylaws. Meetings of the Park and Recreation Advisory Board are open to the public.

33.04. Bylaws.

The Park and Recreation Advisory Board must meet to adopt bylaws for the conduct of its affairs within 30 days after the first appointment of members. Bylaw must provide for election from its membership for a chair, vice-chair, and other officers as it deems necessary, specify month of election, term of office, date and time of meeting, order of business, and other matters necessary for the conduct of business of the advisory board. Board secretary is appointed by the chair, provided, however, that the City Clerk-Administrator may assign members of the city administrative staff to serve as secretary, performing the clerical duties of the board. Bylaws shall be submitted and approve by the City Council.

33.05 Minutes; Reports.

The proceedings of the Park and Recreation Advisory Board must be recorded in minute form and must be furnished to each board member, the Mayor, and City Council members.

33.06. Liaisons.

The City Council must annually appoint two council members to the Park and Recreation Advisory Board to serve as voting members and liaisons between the City Council and the board.

ADOPTED by the City Council of the City of Hinckley, Minnesota, this 14th day of April, 2026.

Don Zeman, Mayor

Attest:

Leaha Jackson, City Administrator

City of Hinckley
106 First Street SE
P. O. Box 366
Hinckley, MN
[Tel] (320) 384.7491
[Fax] (320) 384.7492
www.hinckleymn.gov



Agenda Item

Resolution 12-2026 Designating Authorized Signers Greater Minnesota Small Cities (Tier II) Housing Aid Grant Program

Meeting Date

February 10, 2026

Prepared By

Leaha M. Jackson, City Administrator

Background

We were selected for the MN Housing Tier II Grant, which must be used directly for housing. The next step is to designate the authorized signers for the award and grant paperwork.

Recommended Action

Approve Resolution 12-2026 Designating Authorized Signers Greater Minnesota Small Cities (Tier II) Housing Aid Grant Program designating the City Administrator and Mayor as authorized signers.

Council Action: Motion by: _____ Second by: _____

Motion to:

Voted in Favor: _____ Voted Against: _____

Approved: _____ Denied: _____ Tabled: _____ No Action: _____

RESOLUTION 12-2026

*CITY OF HINCKLEY
RESOLUTION DESIGNATING AUTHORIZED SIGNERS*

BE IT RESOLVED, the City of Hinckley acts as the legal sponsor for the project contained in the application to the Greater Minnesota Small Cities (Tier II) Housing Aid Grant Program, and

BE IT FURTHER RESOLVED, The City of Hinckley has the legal authority to apply for financial assistance.

NOW THEREFORE BE IT RESOLVED that the City Administrator and Mayor, or their successors in office, are hereby authorized to execute such agreements, and amendments thereto, as are necessary to implement the project on behalf of the Applicant.

Passed by the Hinckley City Council on this 14th day of April 2026.

Don Zeman, Mayor

ATTEST:

Leaha Jackson, City Administrator

City of Hinckley
106 First Street SE
P. O. Box 366
Hinckley, MN
[Tel] (320) 384.7491
[Fax] (320) 384.7492
www.hinckleymn.gov



Agenda Item

City Vision/Future Planning

Meeting Date

April 14, 2026

Prepared By

Leaha M. Jackson, City Administrator

Background

Does anyone have anything they wish to discuss at this time?

Recommended Action

Council Action: Motion by: _____ Second by: _____

Motion to:

Voted in Favor: _____ Voted Against: _____

Approved: _____ Denied: _____ Tabled: _____ No Action: _____



REQUEST FOR CITY COUNCIL ACTION

Meeting Date: April 14, 2026
Prepared By: Mark Perry, City Planner/Zoning Administrator
Item Description: Housing Study Update – Initiative Foundation Grant Application

The City of Hinckley last commissioned a housing study in 2018. The housing study provided valuable information on our existing housing stock and demand for additional housing units in the City and surrounding area. This information is important to housing developers and financiers in consideration of investing resources in housing development. The information in our 2018 Housing Study is considered outdated as developers generally rely on information not more than five years old. The study update will consider local demographics, including population ages and incomes, and needs for all types of housing including single-family, multi-family, workforce, and senior.

The Initiative Foundation (IF) awards grants for projects and programs that empower people across Central Minnesota to build a thriving economy, vibrant communities and a lasting culture of generosity. Foundation grants support capacity-building projects for nonprofits, local units of government, schools, and economic and workforce development initiatives. The City has identified housing development as a means to support economic growth. IF seeks to help communities strengthen local economies through workforce development and support as follows:

Workforce projects support efforts that strengthen the workforce pipeline by attracting, retaining, training, or preparing residents for employment opportunities in the region.

Examples of projects we may fund include:

- Partnerships that support sector-specific apprenticeships, internships, or mentoring programs
- Strategies that attract and retain workers in the region
- Efforts that encourage building workforce housing
- Pilot workforce initiatives, planning efforts, or feasibility analysis that support long-term workforce development

City staff have contacted IF regarding the grant opportunity and they have recommended the City apply for the Economic/Community/Workforce development grant, which opens April 21. We have prepared a Request For Proposals (RFP), attached, to gather proposals to update our housing information to better position the City to encourage and support investment in housing initiatives. The City Council should consider a motion to approve the application to the Initiative Foundation for \$10,000 to support the housing study update through their

Economic Development, Community, and Workforce Grants program. This effort aligns with their goals to expand economic opportunity, and build a thriving workforce across Central Minnesota.

Council Action: Motion by: _____ Second by: _____

Motion to:

Voted in Favor: _____ Voted Against: _____
Approved: _____ **Denied:** _____ **Tabled:** _____ **No Action:** _____

REQUEST FOR PROPOSALS – CITY OF HINCKLEY HOUSING NEEDS ANALYSIS 2026

The City of Hinckley is soliciting proposals from reliable consulting firms to conduct a Housing Needs Analysis Assessment.

Background:

The City of Hinckley is situated between three of Minnesota's largest metropolitan areas:

- Minneapolis/St. Paul to the south,
- Duluth/Superior, WI to the north, and
- St. Cloud to the west.

Many communities within the region are seeking new/increased housing, economic, and community development capacity. Rural communities in the region have limited resources to meet their changing housing needs in the current economy. To facilitate this work, the City has expressed a need for, and interest in, pursuing a housing and community development plan. The first task is the preparation of an updated housing study informed by demographics and the current market conditions.

Purpose:

The City of Hinckley seeks to engage a consultant to prepare a Housing Needs Assessment. The selected consultant will be requested to update the most recently available housing needs analysis report identified as the "City of Hinckley Housing Study" completed in June 2018. The consultant will be provided access to this study by the City.

Scope:

The consultant will be expected to conduct a thorough County and City level examination of demographic and housing market information to determine the existing and potential market demand throughout the City. This analysis at a minimum should include:

1. Demographic Analysis
 - a. Population and Household data including growth trends and projections.
 - b. Employment including job growth projections, industrial/economic expansions, natural resources promoting tourism, wage data, transportation corridors, and regional connectivity or deficiencies.
 - c. Age distribution
 - d. Income
2. Housing Analysis including building permit data, age of housing, housing conditions, and number of units per structure.

3. For Sale Market Analysis including information on housing values, sales data, subdivision data, information deemed relevant to the for-sale housing market.
4. Rental Market Analysis including information on existing rental properties related to rents, vacancies, and amenities. Also include information on pending developments and interview local Realtors on rental housing needs.
5. Senior Market Analysis including information on existing properties related to rents, vacancies, services and amenities, and resident profiles. Also identify information on pending developments.
6. Recommendations should include a review of the findings and identification of market demand based on analysis in the for-sale, rental and senior housing markets and any other housing needs that are identified. (i.e. homeless youth, shelters, etc.)

This information will be shared with decision-makers and funders providing them with a better understanding of the City's current housing market by providing credible data and background information that can be used to support specific housing initiatives, and/or to develop programs that address the City's housing needs. The ideal candidate will use both primary data (gathered through surveys and in-person interviews) and secondary data research.

Detailed recommendations should include:

- Short-term and long-term growth projections;
- Total number of residential units and vacant lots;
- The residential unit mix, sizes, rents and occupancy;
- Housing characteristics, age and conditions;
- Residential sale prices, resale values, and foreclosures;
- Specific housing features or amenities;
- Existing employment opportunities; wages; and growth potential;
- The City's "competitiveness" indicating its economic and housing strengths, weaknesses and needs.

Timeline:

Response to this RFP must be received by the City of Hinckley at the designated address no later than _____, 2026. The City expects to select a consultant no later than _____, 2026. The Housing Needs Analysis shall be completed no later than _____, 202__.

Submittal Requirements:

Respondents should include a Statement of Qualifications which describes their background, skills and previous work experience, including references. Respondents shall also provide one copy of the proposal, along with one example of a completed Housing Study similar in scope to that being proposed in this RFP.

Selection Criteria:

All responses will be evaluated based on total cost of the proposed work, the stated ability to comply with the time line prescribed in this RFP, and the extent to which the proposed Housing Needs Analysis best meets the objectives of the City of Hinckley, in its best judgment, as specified in the Purpose and Background sections of this RFP.

Contingencies:

The City of Hinckley intends to proceed with the proposed Housing Needs Assessment provided the work can be completed within its budget. The City of Hinckley reserves the right to negotiate a revised scope of work with the selected consultant in order to complete the study with available resources. The decision on whether or not to proceed will be made at the sole discretion of the City of Hinckley.

Contact:

The City of Hinckley will serve as the single point of contact for all respondents. Any questions relative to the RFP should be sent via email to Mark Perry or Leaha Jackson at planner@cityofhinckley.com or cityadmin@cityofhinckley.com For U.S. Post Office delivery or via Fed/Ex, UPS or similar carrier, mail or deliver your proposal to:

City of Hinckley
PO Box 366
106 First St. SE
Hinckley, MN 55037



Economic Development, Community & Workforce Grants

Initiative Foundation | 2026 Grant Opportunity

The Initiative Foundation is pleased to offer Economic Development, Community, and Workforce Grants to support early-stage, pilot, and innovative efforts that strengthen communities, expand economic opportunity, and build a thriving workforce across Central Minnesota.

Who Can Apply?

This grant opportunity is open to:

- Local units of government
- Tribal governments
- Economic development nonprofit organizations with 501(c)(3) status

Organizations are not eligible to receive more than one grant within a single calendar year.

Grant Amount

The maximum grant amount is \$10,000.

Choose One of Three Grant Options

Applicants will choose one of three options when applying. While these categories are distinct, they share a common goal: supporting strong communities and a resilient regional economy.

Option 1: Economic Development

Economic Development projects support strategies that strengthen the regional economy through entrepreneurship, business growth, and long-term economic resiliency.

Examples of projects we may fund include:

- Efforts that incentivize business growth and promote family-sustaining wages
- Strategies that encourage entrepreneurial activity
- Feasibility studies, preliminary design work, or early-stage business model assessment
- New or pilot approaches that strengthen local or regional economic development systems



Option 2: Community

Community projects strengthen communities as places where people want to live, work, and stay. These projects may focus on quality of life, community vitality, belonging, and collaboration. Community projects should demonstrate clear benefit to residents and contribute to long-term community strength, opportunity, or resilience.

Examples of projects we may fund include:

- Initiatives that strengthen community connection, belonging, or engagement
- Collaborative partnerships that improve community systems and local capacity
- Planning efforts, pilot projects, or community-led strategies that address local challenges
- Projects that help communities become welcoming and supportive environments for current and future residents
- Efforts that improve the conditions that help residents thrive (such as stability, access, and inclusion)

Option 3: Workforce

Workforce projects support efforts that strengthen the workforce pipeline by attracting, retaining, training, or preparing residents for employment opportunities in the region.

Examples of projects we may fund include:

- Partnerships that support sector-specific apprenticeships, internships, or mentoring programs
- Strategies that attract and retain workers in the region
- Efforts that encourage building workforce housing
- Pilot workforce initiatives, planning efforts, or feasibility analysis that support long-term workforce development

What We Do Not Fund

To ensure funding is focused on meaningful project outcomes, this grant opportunity does not support:

- Community marketing, billboard campaigns, or general marketing programs
- Single-company or organization-focused projects (including marketing and recruitment campaigns)
- Routine business operating costs
- Human resources costs such as onboarding or training that are considered part of standard operations
- Other expenses that are routine costs of operation



2026 Timeline

- Round 1: Opens April 21, closes May 29 at 4pm
- Round 2: Opens Aug 18, closes Sept 25 and 4pm

Questions or Need Help?

We encourage prospective applicants to reach out with questions or to discuss whether an idea may be a good fit. The Initiative Foundation team is happy to provide guidance and support throughout the process.

Contact:
grants@ifound.org

Agenda Item

Water Treatment Plant (WTP) Dehumidifier Replacement

Meeting Date

April 14, 2026

Prepared By

Leaha M. Jackson, City Administrator

Background

The dehumidifier at the WTP stopped working. Jerry with PeopleService has been in contact with vendors to get a quote to replace it. He contacted Aquarius in Mora, D&E Heating in Hinckley (\$45,700), and AHR in Hinckley (\$47,000). He did call others, but they were not interested. None of the quotes includes the charges for the electrical connection.

Aquarius was supposed to send the person who does the quotes, but they never called to schedule a time. They mentioned that this project may be larger than they would typically work on. City Administrator Jackson also solicited bids through the Sourcewell contract, but none were received.

Recommended Action

Approve the proposal from D&E Heating for \$45,700.00 and the additional electrical work needed to complete the installation.

Council Action: Motion by: _____ Second by: _____

Motion to:

Voted in Favor: _____ Voted Against: _____

Approved: _____ Denied: _____ Tabled: _____ No Action: _____

D&E Heating and Air Conditioning
PO Box 138
Hinckley, MN 55037



PROPOSAL

Presented to:
City of Hinckley
PO Box 366
Hinckley, MN 55037

Job # 13453
Job Name Water Treatment
Plant DeHum
Proposal # P-13453-1
Technician
Issue Date Oct 23 2025

Customer Contact:
H: (320) 384-7491
E: ACCTSPAYABLE@CITYOFHINCKLEY.COM

Service Location:
WELL HOUSE
2nd St SE
Hinckley, MN 55037

Price: \$45,700.00

Description

Desert Aire 3 ton

(1) DesertAire LW03 Wide Temp Range Dehumidifier with:

- Nominal 3 ton capacity
- Horizontal configuration with top discharge
- 230/3 electrical - MOPD 30 amps
- Scroll compressor with R454B refrigerant
- Hot gas reheat condenser coil
- Receiver with flooding valve
- Evaporator coil defrost
- Standard air filter
- Remote display panel
- 2 year standard parts warranty

Duct work for change out

Miscellaneous ducting for furnace change out and adding high efficiency air filter system.

Labor

Labor to install above mentioned equipment.

Price **\$45,700.00**

Review and Sign

Proposal Notes:

Price does not include electrical connection to the new unit!!

Customer Approval:

I accept this proposal and agree to the terms and conditions.

Contract Terms:

PRICE GOOD FOR 30 DAYS

City of Hinckley
106 First Street SE
P. O. Box 366
Hinckley, MN
[Tel] (320) 384.7491
[Fax] (320) 384.7492
www.hinckleymn.gov



Agenda Item

Lions Donation Request Hinckley Community Center Floor Scrubber

Meeting Date

April 14, 2026

Prepared By

Kristy Hosler, Administrative Assistant

Background

The floor scrubber at the Hinckley Community Center is no longer working properly, making it difficult to keep the floors clean and presentable.

This facility continues to be utilized frequently by community members. The rental rates have been kept low to make the facility more accessible, but this leaves little room for improvement costs without utilizing tax dollars.

Attached are a few options for replacing floor scrubbers; costs range from \$5,000 to \$6,000, before purchasing any associated supplies.

Recommended Action

Approve donation request to the Hinckley Lions for a floor scrubber at the Hinckley Community Center.

Council Action: Motion by: _____ Second by: _____

Motion to:

Voted in Favor: _____ Voted Against: _____

Approved: _____ Denied: _____ Tabled: _____ No Action: _____

City of Hinckley
106 First Street SE, P. O. Box 366
Hinckley, MN
[Tel] (320) 384.7491
[Fax] (320) 384.7492
<https://hinckleymn.gov/>



Section 8, Item D.

3/20/2026

Dear Hinckley Lions,

The City is currently getting quotes to replace some doors at the Community Center, as well as to install new shelving and improve the organization of the janitor's closet.

Recently, our floor scrubber has begun to malfunction and is no longer working properly, making it difficult to keep the floors clean and presentable.

We are respectfully requesting that the Lions Club consider donating \$5,000 toward the purchase of a new floor scrubber. This equipment would be used only by City staff. Renters of the Community Center would still be responsible for sweeping and mopping up spills after their events.

Sincerely,

Kristy Hosler
City of Hinckley
Administrative assistant

Enclosures: Scrubber Options
Cc City Council



Hinckley Lions Club Project Application

Hinckley MN 55037

Individual, Group, or Organization City of Hinckley

Address PO Box 366 106 1st St SE Hinckley, MN 55037

Contact Person Kristy

Contact person address if different _____

Contact person phone number 320 384 7491

Contact person Email adminassist@cityofhinckley.com

Type of project you are requesting donation for – please give description of your project.
See Attached

How many persons will your project benefit? Many

Age Group Youth Middle Age Senior Citizen

Where will the project be located? Hinckley Community Center

Total estimated cost of project \$ 4000.00

How much of your own money will you be providing \$ _____

Amount Requested from Hinckley Lions Club \$ 5000.00

Who will provide labor to complete this project? City Staff

Completion Date 7-1-2026

The Hinckley Lions Club requests a follow-up after the project is completed. If approved, your project may not be funded immediately. You will be notified of the funding status.

Submitted by Kristy Mosler

Return to: Hinckley Lions Club Projects, Box 312, Hinckley MN 55037
Or wifishguy@yahoo.com

For club use only
Financial Committee Approval () Not approved()
Board of Directors Approval () Not approved()
Amount Approved \$ _____ Date _____



Your cart (1 item, 1 reward)

[Continue shopping](#) [Add all to list](#) [Add rewards & coupons](#) [Print cart](#)

Items

Delivery [Wed, Mar 25 - Fri, Mar 27](#) (1 item)



Global Industrial Auto Floor Scrubber w/ Traction Drive, 20" Cleaning Path (641244)

Item #: 901-641244
 Heavy item fee: \$12.75
 Delivery: Wed, Mar 25 - Fri, Mar 27

Points earned +5213

1 @ \$4,988.99 each	\$4,988.99
Rewards & coupons	-\$9.00
Product pricing discounts	-\$249.45

1 @ \$ 4,739.54 **\$4,730.54**

[Remove](#) [Save for later](#) [Add to my list](#)

Rewards & coupons

[Manage your rewards and coupons >](#)



\$9 off

[Remove](#)

297
Points redeemed

Success! You converted 297 points into a \$9 discount! Your reward will be applied in checkout.

Your Quill rewards

Selected point savings

Your points **297** Value **\$9**

[Edit](#)

Every order gets rewarded

[Continue to checkout](#)

Original price	\$4,988.99
Subtotal (1 item)	\$4,730.54
Shipping:	\$12.75
Handling:	Free
Estimated tax:	None



Congrats! You're getting **5% off** this order (excluding sale items) and earning points **10% faster**

Your savings **-\$258.45**
 Product pricing discounts: **-\$249.45**

Description



Clean large surface areas quickly and efficiently with the Global Industrial™ Auto Floor Scrubber with Traction Drive. This self-propelled Floor Scrubber with Traction Drive offers seamless forward and backward operation, controlled via a convenient switch. This design feature eliminates the need for manual pushing of the machine, significantly reducing operator fatigue. Constructed from rotationally molded polyethylene, this scrubber is powered by a ¾ peak horsepower brush motor that offers 180 RPM for heavy-duty cleaning applications. This unit includes two 12V 100Ah batteries with 4.5 hours of run time per charge and features large-capacity solution and recovery tanks for low maintenance upkeep. Its battery charger is powered by the Airvolt® battery management system technology for optimal charging with a digital controller for a longer run time. Limited 1-Year Warranty.

- Provides 24,218 sq. ft. of coverage per hour
- Variable speed control transaxle drive and forward and reverse drive
- Corrosion- and impact-resistant
- 20" cleaning path
- Exclusive soft start technology helps extend the life of the floor scrubber
- Includes a heavy-duty cast aluminum parabolic squeegee and blades
- 15-gallon solution and 17-gallon recovery tanks
- Scrub brush and floor pads sold separately

Specifications



Disk Deck Floor Scrubbers



Disk deck floor scrubbers drive compatible round, flat pads or brushes in a spinning motion. Matching a floor machine's RPM to a pad or brush's maximum speed is important for safe and effective operation.

- Power Source: Battery

KARCHER

Cleaning Path ↑Width	Practical Productivity Area - Maximum	Solution Tank Capacity	Recovery Tank Capacity	Battery Chemistry	Drive Type	Series	Price
20 in	17,500 sq ft	13 gal	13 gal	Sealed AGM	Pad Assisted	BD 50/50 C BP	\$5,529.96
41 in	19,920 sq ft	19.8 gal	20 gal	Wet Lead Acid	Self-Propelled	BD 70/75 W BP	\$11,781.00
43 in	43,600 sq ft	26.4 gal	26 gal	Wet Lead Acid	Self-Propelled	BD 80/100 W ...	\$13,100.81

NILFISK










































Cleaning Path ↑Width	Practical Productivity Area - Maximum	Solution Tank Capacity	Recovery Tank Capacity	Battery Chemistry	Drive Type	Series	Price
20 in	2,650 sq ft	13 gal	13 gal	Sealed Li-Ion	Self-Propelled	SC550	\$15,186.35
20 in	23,680 sq ft	16 gal	16 gal	Wet Lead Acid	Self-Propelled	Viper	\$7,662.11
20 in	24,552 sq ft	12 gal	12 gal	Sealed AGM	Pad Assisted	Advance	\$12,378.11 - \$13,211.97
24 in	2,650 sq ft	13 gal	13 gal	Sealed Li-Ion	Self-Propelled	SC550	\$16,217.16
26 in	28,400 sq ft	22 gal	24 gal	Wet Lead Acid	Self-Propelled	Viper	\$11,082.36
26 in	38,900 sq ft	21 gal	21 gal	Sealed AGM	Self-Propelled	Advance	\$21,970.42 - \$23,291.38
30 in	32,700 sq ft	22 gal	24 gal	Wet Lead Acid	Self-Propelled	Viper	\$12,368.50
31 in	24,552 sq ft	16 gal	16 gal	Sealed AGM	Self-Propelled	Viper	\$11,275.72
34 in	—	30 gal	30 gal	Sealed AGM	Self-Propelled	Advance	\$23,697.09 - \$24,967.35

TENNANT

Cleaning Path ↑Width	Practical Productivity Area - Maximum	Solution Tank Capacity	Recovery Tank Capacity	Battery Chemistry	Drive Type	Series	Price
20 in	20,990 sq ft	10.5 gal	12 gal	Sealed Gel	Pad Assisted	T260	\$5,097.61
20 in	21,173 sq ft	13.2 gal	13.2 gal	Multiple	Multiple	T291	\$7,721.08 - \$12,614.18
20 in	24,000 sq ft	11 gal	14 gal	Wet Lead Acid	Self-Propelled	T300	\$13,142.39
26 in	28,600 sq ft	22.5 gal	27 gal	Lead Acid	Self-Propelled	T500	\$20,039.06
28 in	26,950 sq ft	17 gal	18.5 gal	Multiple	Self-Propelled	T390	\$11,148.68 - \$11,556.37
28 in	30,800 sq ft	22.5 gal	27 gal	Lead Acid	Self-Propelled	T500	\$21,707.57
28 in	47,953 sq ft	18.5 gal	18.5 gal	Multiple	Self-Propelled	T391	\$11,503.55 - \$12,655.83
32 in	27,698 sq ft	32 gal	37 gal	Wet Lead Acid	Self-Propelled	T600	\$27,255.69
32 in	35,200 sq ft	22.5 gal	27 gal	Lead Acid	Self-Propelled	T500	\$22,825.55

WALK-BEHIND FLOOR SCRUBBERS

Section 8, Item D.

Compare Image	Brand	Cleaning Width	Power Source	Solution Tank Capacity	Cleaning Capacity	Drive System	Price	Model #	Related Products
<input type="checkbox"/>	 Global Industrial	20 in	Battery	15 gal	22000 ft ² /hr	Pad Assist	was \$4149.00 Save \$550.00 (13%)	WB64126	   Customize
<input type="checkbox"/>	 Global Industrial	17 in	Corded	9.2 gal	16000 ft ² /hr	Pad Assist	SHIPS SAME DAY was \$2249.00 Save \$269.90 (12%)	WB64141	   Customize
<input type="checkbox"/>	 Global Industrial	20 in	Battery	15 gal	24218 ft ² /hr	Traction Drive	SHIPS SAME DAY was \$4999.00 Save \$499.90 (10%)	WB64124	   Customize
<input type="checkbox"/>	 Global Industrial	20 in	Corded	12 gal	18800 ft ² /hr	Pad Assist	SHIPS SAME DAY was \$2549.00	WB26199	   Customize
<input type="checkbox"/>	 Global Industrial	17 in	Battery	9.2 gal	16000 ft ² /hr	Pad Assist	SHIPS SAME DAY was \$3399.00	WB64141	   Customize
<input type="checkbox"/>	 Cat	20 in	Battery	15 gal	24218 ft ² /hr	Traction Drive	SHIPS SAME DAY was \$5999.00	WB64174	   Customize
<input type="checkbox"/>	 Cat	20 in	Corded	12 gal	18800 ft ² /hr	Pad Assist	SHIPS SAME DAY was \$2999.00	WB64174	   Customize
<input type="checkbox"/>	 Global Industrial	26 in	Battery	18.5 gal	33368 ft ² /hr	Traction Drive	SHIPS SAME DAY was \$6699.00	WB64126	   Customize
<input type="checkbox"/>	 Global Industrial	18 in	Corded	12 gal	17000 ft ² /hr	Pad Assist	SHIPS SAME DAY was \$2449.00 Save \$289.90 (12%)	WB64125	   Customize
<input type="checkbox"/>	 Global Industrial	18 in	Battery	12 gal	17000 ft ² /hr	Pad Assist	SHIPS SAME DAY was \$3599.00	WB64126	    Customize

[SHOW ALL](#)

Section 8, Item D.

ONYX

List Price: \$5,495.00

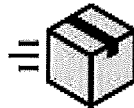
Our Price: \$4,945.00

Savings: \$550.00



Brochure 

Warranty: Onyx Warranty



FREE SHIPPING!
ON ORDERS OF \$200 OR MORE
*CLICK FOR DETAILS

Availability: **Quick Ship**

Product Code: ENONDX20


New Onyx DX20 Battery Floor Scrubber

 Larger Photo  Email A Friend

Additional images

Qty:

Add To Cart



Finance For As Low As **\$119/Mo**

Business Financing Powered By **APPROVE**

Walk-Behind Floor Scrubbers

1 product

Walk-behind floor scrubbers are manually operated, easy to maneuver, and clean floors thoroughly. They remove dirt, grime, and scuffs from flooring during scheduled maintenance operations in stores, warehouses, manufacturing plants, post offices, and schools.



Disk Deck Floor Scrubbers

[Clear All](#) Practical Productivity Area - Maximum **17,500 sq ft** X

Disk Deck Floor Scrubbers



Disk deck floor scrubbers drive compatible round, flat pads or brushes in a spinning motion. Matching a floor machine's RPM to a pad or brush's maximum speed is important for safe and effective operation.

- Power Source: Battery

KARCHER

Cleaning Path Width	Practical Productivity Area - Maximum	Solution Tank Capacity	Recovery Tank Capacity	Battery Chemistry	Drive Type	Series	Price
20 in	17,500 sq ft	13 gal	13 gal	Sealed AGM	Pad Assisted	BD 50/50 C BP	\$5,529.96


Note: Product availability is real-time basis and adjusted continuously. The product will be reserved for you when you complete your order. [More](#) ⓘ

Granger

VIPER

AS430C, AS510B

17 inch Cord-Electric (AS430C) and 20 inch Battery (AS510B) Scrubbers



STANDARD FEATURES:

SIMPLE

- Easy-to-use fingertip controls
- Compact design, simple to maneuver in tight areas
- Long-lasting maintenance-free batteries and onboard charger (AS510B)
- Long, 65 foot safety yellow power cord for non-stop cleaning (AS430C)

RUGGED

- Brush and vacuum motors protected from water splash of solution and recovery tanks.
- Heavy-duty cast aluminum squeegee assembly
- Engineered to withstand heavy daily use in commercial applications including schools, office buildings and medical facilities
- Pad-assist drive

AFFORDABLE

- Rounded squeegee for quick and complete solution pick-up allows for one-pass cleaning
- Best value small scrubber in the industry
- Pad driver and squeegee assembly included
- High cleaning productivity rate—up to 5 times faster than traditional mop and bucket systems

Simple. Rugged. Affordable.



800.440.6723

www.southeasternequipment.net

Section 8, Item D.



Check out the Demo version for even more savings!

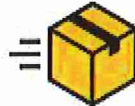
List Price: \$5,553.00

Lowest Advertised Price: \$4,998.00

Brochure



Warranty: Nilfisk Advance Warranty



FREE SHIPPING!

ON ORDERS OF \$200 OR MORE

*CLICK FOR DETAILS

Availability: **Usually Ships in 3 to 5 Days**

Product Code: ENAD50000243

*Optional features depicted may not be available on all units;
Please specify all optional features required to ensure your order is fulfilled accurately*

Larger Photo

Email A Friend

Additional images



Choose your options:

Add Model to Cart to See Price

- Choose Your 50000243 | AS510B w/ Polypropylene Model*: Brush
- 56384775 | AS510B w/ pad holder

Reveal Your Price in Cart

Finance For As Low As **\$121/Mo**

Business Financing Powered By **APPROVE**

City of Hinckley
106 First Street SE
P. O. Box 366
Hinckley, MN
[Tel] (320) 384.7491
[Fax] (320) 384.7492
www.hinckleymn.gov



Agenda Item

USDOT Safe Streets for All (SS4A) Grant Program

Meeting Date

April 14, 2026

Prepared By

Leaha M. Jackson, City Administrator

Background

The USDOT released its FY Safe Streets for All (SS4A) Notice of Funding Opportunity (NOFO). The grant application deadline is May 26, 2026, at 4:00 p.m. There are two parts to the program: one for planning and another for implementation. Each entity can submit only one application, but it may include planning and implementation activities. Examples of implementation activities are attached. Activities would need to be identified in a Comprehensive Safety Action Plan. The full NOFO can be found at <https://www.transportation.gov/grants/ss4a/fy26-nofo>.

One requirement for an application that includes implementation activities is that the applying entity must have a complete Comprehensive Safety Action Plan adopted by May 26, 2026. The Safety Action Plan must include the requirements listed on the attached Self-Certification Eligibility Worksheet. Staff is working through the process to determine whether it is possible to complete a Safety Action Plan by the deadline, while also preparing an application to the SS4A program.

One option to consider for SS4A is the implementation route to install two upgraded pedestrian crossings: one on Hwy 48 and the other on Old Hwy 61. The work would also look at realigning the crosswalk on Hwy 48. We could also include a planning portion for engineering to add sidewalks to Dunn Ave. The one requirement for this is that if the City were selected for the engineering drawings, we would be expected to move forward with the project. Any implementation or additional planning activities would also need to be identified in the Safety Action Plan.

Another option to consider is to apply through the planning route to complete a Comprehensive Safety Action Plan. If selected, the City would work with a consultant to develop and adopt a Comprehensive Safety Action Plan that meets all requirements. This plan

could then be used for applying for future funding opportunities. We could also apply for supplemental planning and demonstration activities simultaneously.

Recommended Action

Council Action: **Motion by:** _____ **Second by:** _____

Motion to:

Voted in Favor: _____ **Voted Against:** _____

Approved: _____ **Denied:** _____ **Tabled:** _____ **No Action:** _____

[Home](#) \ [Grants](#)

In This Section



Contact Us

Office of Infrastructure Deployment

Office of the Secretary of Transportation

1200 New Jersey Ave, SE

Washington, DC 20590

United States

Email: SS4A@dot.gov

Implementation Grants - SS4A

On This Page

- [Overview of SS4A Implementation Grants](#)
- [Eligible Implementation Grant Activities](#)
- [Non-Eligible Implementation Grant Activities](#)
- [Required Level of Detail](#)

Overview of SS4A Implementation Grants

Implementation Grants are one of [two available grant types](#) under the Safe Streets and Roads for All (SS4A) program.

Implementation Grants provide Federal funds to implement projects and strategies identified in a [comprehensive safety action plan](#) (referred to as an “Action Plan”) to address a roadway safety problem. Applicants must have an eligible Action Plan to apply for an Implementation Grant.

All applications must address safety problems by implementing the projects and strategies (e.g., construction) within 5 years of executing a grant agreement. Eligible projects and strategies can be infrastructural, behavioral, and/or operational activities.

Implementation Grants may also include:

- [Safety demonstration activities](#) to inform an existing Action Plan
- [Supplemental safety planning](#) to inform an existing Action Plan
- Project-level planning, design, and development activities for projects and strategies identified in an Action Plan

Project-level planning, design, and development activities must be directly connected to the completion of projects and strategies funded through an Implementation Grant.

Learn more about Implementation Grant requirements in the [SS4A Notice of Funding Opportunity \(NOFO\), FY 2026](#).

See [Project Readiness Checklist for DOT Competitive Grant Applicants](#) for factors to consider for project readiness.

If you do not have an eligible Action Plan, review the [Planning and Demonstration Activities](#) page and consider applying for an SS4A Planning and Demonstration Grant.

Eligible Implementation Grant Activities

Below are illustrative examples of projects and strategies that could be conducted as part of an Implementation Grant. The list below is not intended to be exhaustive in nature and could include infrastructure, behavioral, and operational safety activities identified in an Action Plan:

Low-Cost Safety Treatments

Applying low-cost roadway safety treatments system-wide, such as left- and right-turn lanes at intersections, centerline and shoulder rumble strips/stripes, wider edge lines, high-friction surface treatments, lane width alterations, and enhanced delineation of curves through better signage and/or pavement markings along high-crash urban and rural corridors, are eligible Implementation Grant activities.

Network Risk Reduction

Identifying and correcting common risks across a network, such as improving pedestrian crosswalks by adding high-visibility pavement markings, lighting, and signage at transit stops or in a designated neighborhood, improving highway-rail crossing safety, or making improvements along a busy public transportation route, are eligible Implementation Grant activities.

Pedestrian Safety Enhancements

Installing pedestrian safety enhancements, including closing network gaps with sidewalks or trails, crosswalk visibility enhancements, rectangular rapid-flashing beacons, pedestrian hybrid beacons, refuge islands, lane width alterations, raised crosswalks, signal improvements (including leading pedestrian intervals), and audible pedestrian signals for people walking, rolling, or using mobility-assisted devices are eligible Implementation Grant activities.

Speed Management

Carrying out speed management strategies, such as addressing speed along key corridors through infrastructure; conducting education, enforcement activities, and outreach; setting appropriate speed limits; and making strategic use of speed safety cameras in school zones or work zones are eligible Implementation Grant activities.

Safe Routes to School and Transit

Creating safe routes to school and public transit services through multiple activities that lead to people safely walking, biking, and rolling are eligible Implementation Grant activities.

Prehospital Blood Transfusion Response Models

Implementing prehospital blood transfusion response models, such as supporting early hemorrhage recognition workflows; sustaining regional blood storage, transport, and rotation systems; acquiring and maintaining blood warming and monitoring equipment, and coordinating with EMS and trauma system partners, are eligible Implementation Grant activities.

Emergency Response Coordination and Communications Improvements

Implementing coordinated communication and response strategies among public safety agencies, such as upgrades to dispatch or public safety radio systems, crash notification data integration, and emergency vehicle signal pre-emption, are eligible Implementation Grant activities.

Post-Crash Care and Trauma Response System Enhancements

Improving the continuity and effectiveness of post-crash care through hospital arrival, such as implementing standardized 9-1-1 call-taking and dispatch protocols, improving trauma triage and destination practices, evaluating coordination workflows and strengthening incident command or multi-agency response procedures, are eligible Implementation Grant activities.

Safety Technologies and Strategies

Promoting the adoption of innovative technologies and strategies to promote safety and protect vulnerable road users in high-traffic areas where commercial motor vehicles, pedestrians, bicyclists, and motorcyclists interact is an eligible Implementation activity.

Education Initiatives

Conducting education campaigns to accompany new or innovative infrastructure, such as roundabouts, pedestrian hybrid beacons, or pedestrian-only zones, is an eligible Implementation Grant activity.

Roadway Departure Reduction

Reducing roadway departure crashes through enhanced delineation, shoulder widening, rumble strips, speed reduction markings, and roadside safety improvements, is an eligible Implementation Grant activity.

Intersection Improvements

Evaluating and improving the safety of intersections by considering innovative design changes, improved delineation, and advanced warning is an eligible Implementation activity.

Safety Strategies Identified in Other Plans

If an applicant has an existing Action Plan and is eligible to apply for an Implementation Grant, it is allowed to include **projects and strategies identified in a safety report, study, or plan other than the Action Plan** as long as the projects and strategies meet all of the following conditions:

- They are within the jurisdiction covered by the Action Plan
- They are identified at a high level or are consistent with safety recommendations from the Action Plan
- They address an identified roadway safety problem
- They provide safety benefits

See more eligible [planning activities](#) and [demonstration activities](#).

Non-Eligible Implementation Grant Activities

The following activities are **not eligible** for funding under an SS4A Implementation Grant:

- Projects and strategies whose primary purpose is not roadway safety.
- Projects and strategies not identified in an existing, eligible Action Plan.
- Projects and strategies exclusively focused on non-roadway modes of transportation, including air, rail, marine, and pipeline. Roadway intersections with other modes of transportation (e.g., at-grade highway rail crossings) are eligible activities.
- Capital projects to construct new roadways used for motor vehicles. A new roadway facility exclusively for non-motorists (e.g., a shared use path) is an eligible activity if the primary purpose is safety related.
- Infrastructure projects that reduce level of service for vehicles or reducing access for emergency vehicles, delivery vehicles, and vehicles serving the disabled.
- Maintenance activities for an existing roadway primarily to maintain a state of good repair.
- Development or implementation of a public transportation agency safety plan (PTASP).

The SS4A program has received numerous questions about project eligibility. The categories below address some of these specific questions.

Roadway Repaving

A project to repave a roadway to address potholes would not be eligible for SS4A funding. Projects and strategies deemed maintenance-related are ineligible.

However, roadway modifications on an existing roadway in support of specific safety-related projects and strategies identified in an Action Plan are eligible.

Required Level of Detail

For an Implementation Grant application, DOT expects Action Plans to include the following level of detail:

- The locations/areas where safety risks have been identified. These should be primarily on the plan's high-injury network.
- A list of the types of projects and strategies to address the safety issue(s).

The safety problem(s), location(s) of interest, and the list of the types of projects/strategies within the Action Plan should have connection to each other and be articulated in the Action Plan.

Applicants may apply to fund projects and strategies through Implementation Grants that address broad, programmatic safety recommendations and goals from Action Plans.

For example, if an Action Plan has an action item to review and address left-turn crashes that are resulting in fatalities throughout the jurisdiction, an appropriate Implementation Grant could be to study access restriction throughout the jurisdiction (or even a particular problem corridor) and install medians or make signal modifications that address the identified safety issue.

Last updated: Tuesday, April 7, 2026



U.S. DEPARTMENT OF TRANSPORTATION

1200 New Jersey Avenue, SE
Washington, DC 20590
855-368-4200

WANT TO KNOW MORE?

Receive email updates about the latest in Safety, Innovation, and Infrastructure.

SUBSCRIBE NOW

ABOUT DOT

- Meet the Secretary
- Mission
- Newsroom
- Social Media
- Leadership
- Regulations
- Transit Benefit Policy
- Careers
- Contact Us

OPERATING ADMINISTRATIONS

- FAA
- FHWA
- FMCSA
- FRA
- FTA
- GLS
- MARAD
- NHTSA
- OIG
- OST
- PHMSA

RESEARCH AND TECHNOLOGY

- Office of the Assistant Secretary for Research and Technology
- Bureau of Transportation Statistics
- Volpe Center
- Ask-A-Librarian

PRIORITIES

- Cybersecurity
- Safety
- Transformation

POLICIES, RIGHTS, AND LEGAL

USA.gov

Privacy Policy

FOIA

Budget and Performance

No FEAR Act

Cummings Act Notices

Ethics

Web Policies and Notices

Vulnerability Disclosure Policy

Digital Accessibility

4 | A Self-Certification Eligibility Worksheet

All applicants should follow the instructions in the NOFO to correctly apply for a grant. See the [SS4A website](#) for more information.

Table 1 of the [SS4A NOFO](#) describes [seven components of an Action Plan](#), which correspond to the questions in this worksheet. Applicants should use this worksheet to determine whether their existing plan(s) contains the required components to be considered an eligible Action Plan for SS4A.

This worksheet is required for all SS4A **Implementation Grant** applications and any **Planning and Demonstration Grant applications to conduct Supplemental Planning/Demonstration Activities only**. Please complete the form in its entirety, do not adjust the formatting or headings of the worksheet, and upload the completed PDF with your application.

Eligibility

An Action Plan is considered eligible for an SS4A application for an Implementation Grant or a Planning and Demonstration Grant to conduct Supplemental Planning/Demonstration Activities if the following two conditions are met:

- You can answer "YES" to Questions **3, 6, and 8** in this worksheet; *and*
- You can answer "YES" to **at least three of the five remaining** Questions, **1, 2, 4, 5, and 7**.

If both conditions are not met, an applicant is still eligible to apply for a Planning and Demonstration Grant to fund the creation of a new Action Plan or updates to an existing Action Plan to meet SS4A requirements.

Applicant Information

Lead Applicant: _____

UEI: _____

Action Plan Documents

In the table below, list the relevant Action Plan and any additional plans or documents that you reference in this form. **Up to three plans or documents may be included**. Please provide a hyperlink to any documents available online or indicate that the Action Plan or other documents will be uploaded in Valid Eval as part of your application. Note that, to be considered an eligible Action Plan for SS4A, the plan(s) coverage must be broader than just a corridor, neighborhood, or specific location.

Document Title	Link	Date of Most Recent Update



Action Plan Components

For each question below, answer "YES" or "NO." If "YES," list the relevant plan(s) or supporting documentation that address the condition and the specific page number(s) in each document that corroborates your response. This form provides space to reference multiple plans, but please list only the most relevant document(s).

1. Leadership Commitment and Goal Setting

Are **BOTH** of the following true?

- A high-ranking official and/or governing body in the jurisdiction publicly committed to an eventual goal of zero roadway fatalities and serious injuries; and
- The commitment includes either setting a target date to reach zero OR setting one or more targets to achieve a reduction in roadway fatalities and serious injuries by a specific date.

YES
 NO

Note: This may include a resolution, policy, ordinance, executive order, or other official announcement from a high-ranking official and the official adoption of a plan that includes the commitment by a legislative body.

If "YES," please list the relevant document(s) and page number(s) that corroborate your response.

Document Title	Page Number(s)

2. Planning Structure

To develop the Action Plan, was a committee, task force, implementation group, or similar body established and charged with the plan's development, implementation, and monitoring?

YES
 NO

Note: This should include a description of the membership of the group and what role they play in the development, implementation, and monitoring of the Action Plan.

If "YES," please list the relevant document(s) and page number(s) that corroborate your response.

Document Title	Page Number(s)



3. Safety Analysis

Does the Action Plan include **ALL** of the following?

- Analysis of existing conditions and historical trends to provide a baseline level of crashes involving fatalities and serious injuries across a jurisdiction, locality, Tribe, or region;
- Analysis of the location(s) of crashes, the severity, contributing factors, and crash types;
- Analysis of systemic and specific safety needs, as needed (e.g., high-risk road features, specific safety needs of relevant road users, or post-crash care and emergency response); and,
- A geospatial identification (geographic or locational data using maps) of higher risk locations.

YES

NO

Note: Availability and level of detail of safety data may vary greatly by location. The [Fatality and Injury Reporting System Tool \(FIRST\)](#) provides county- and city-level data. When available, local data should be used to supplement nationally available data sets.

If "YES," please list the relevant document(s) and page number(s) that corroborate your response.

Document Title	Page Number(s)

4. Engagement and Collaboration

Did development of the Action Plan include **ALL** of the following activities?

- Engagement with the public and relevant stakeholders, including the private sector and community groups;
- Incorporation of information received from the engagement and collaboration into the plan; and
- Coordination that included inter- and intra-governmental cooperation and collaboration, as appropriate.

YES

NO

Note: This should include a description of public meetings, participation in public and private events, and proactive meetings with stakeholders.

If "YES," please list the relevant document(s) and page number(s) that corroborate your response.

Document Title	Page Number(s)



5. Policy and Process Changes

Are **BOTH** of the following true?

- The plan development included an assessment of current policies, plans, guidelines, and/or standards to identify opportunities to improve how processes prioritize safety; and
- The plan discusses implementation through the adoption of revised or new policies, guidelines, and/or standards.

YES

NO

Note: This may include existing and/or recommended Complete Streets policy, guidelines for community engagement and collaboration, policy for prioritizing areas of greatest need, local laws (e.g., speed limit), design guidelines, and other policies and processes that prioritize safety.

If "YES," please list the relevant document(s) and page number(s) that corroborate your response.

Document Title	Page Number(s)

6. Strategy and Project Selections

Does the plan identify a comprehensive set of projects and strategies to address the safety problems in the Action Plan, with information about time ranges when projects and strategies will be deployed, and an explanation of project prioritization criteria?

YES

NO

Note: This should include one or more lists of community-wide multi-modal and multi-disciplinary projects that respond to safety problems and reflect community input, indication of expected time ranges to complete each project, and a description of how your community will prioritize projects in the future.

If "YES," please list the relevant document(s) and page number(s) that corroborate your response.

Document Title	Page Number(s)



7. Progress and Transparency

Does the plan include **BOTH** of the following?

- A description of how progress will be measured over time that includes, at a minimum, outcome data.
- The plan is posted publicly online.

YES

NO

Note: This should include a progress reporting structure and list of proposed metrics.

If "YES," please list the relevant document(s) and page number(s) that corroborate your response.

Document Title	Page Number(s)

8. Action Plan Date

Was at least one of your plans finalized and/or last updated between 2021 and May 26, 2026?

YES

NO

Note: Updates may include major revisions, updates to the data used for analysis, status updates, or the addition of supplemental planning documents, including but not limited to an ADA Transition Plan, one or more Road Safety Audits conducted in high-crash locations, or a Vulnerable Road User Plan.

If "YES," please list your most recent document, date of finalization, and page number(s) that corroborate your response.

Document Title	Date of Most Recent Update	Page Number(s)



Action Plan Components Explained (NOFO Table 1)

A successful Action Plan includes seven key components, which are described in detail below and in Table 1 of the SS4A Notice of Funding Opportunity.

1. Leadership Commitment and Goal Setting

Leadership commitment and goal setting is an official public commitment (e.g., resolution, policy, ordinance) by a high-ranking official and/or governing body (e.g., mayor, city council, Tribal council, metropolitan planning organization [MPO] policy board) to an eventual goal of zero roadway fatalities and serious injuries.

The commitment must include a goal and timeline for eliminating roadway fatalities and serious injuries achieved through one, or both, of the following:

1. The target date for achieving zero roadway fatalities and serious injuries, or
2. A percentage reduction of roadway fatalities and serious injuries by a specific date with an eventual goal of eliminating roadway fatalities and serious injuries.

2. Planning Structure

A **planning structure** is a committee, task force, implementation group, or similar body charged with oversight of the Action Plan development, implementation, and monitoring.

3. Safety Analysis

Safety analysis is analysis of existing conditions and historical trends that provides a baseline level of crashes involving fatalities and serious injuries across a jurisdiction, locality, Tribe, or region.

It includes an analysis of locations where there are crashes and the severity of the crashes, as well as contributing factors and crash types by relevant road users (e.g., motorists, pedestrians, transit users).

Analysis of systemic and specific safety needs is also performed, as needed (e.g., high-risk road features, specific safety needs of relevant road users, public health approaches, analysis of the built environment, demographics, and structural issues).

To the extent practical, the analysis should include all roadways within the jurisdiction, without regard for ownership. Based on the analysis performed, a geospatial identification of higher-risk locations is developed (a high-injury network or equivalent).

4. Engagement and Collaboration

Engagement and collaboration involve robust engagement with the public and relevant stakeholders, including the private sector and community groups, that allows for both community representation and feedback. Information received from engagement and collaboration is analyzed and incorporated into the Action Plan.

Overlapping jurisdictions are included in the process. Plans and processes are coordinated and aligned with other governmental plans and planning processes to the extent practicable.

5. Policy and Process Changes

Policy and process changes include assessment of current policies, plans, guidelines, and/or standards (e.g., manuals) to identify opportunities to improve how processes prioritize transportation safety. The Action Plan discusses implementation through the adoption of revised or new policies, guidelines, and/or standards, as appropriate.

6. Strategy and Project Selections

Strategy and project selections include identification of a comprehensive set of projects and strategies—shaped by data, the best available evidence and noteworthy practices, and stakeholder input—that will address the safety problems described in the Action Plan. These strategies and countermeasures focus on a Safe System Approach and effective interventions and consider multidisciplinary activities.

To the extent practicable, data limitations are identified and mitigated.

Once identified, the projects and strategies are prioritized in a list that provides time ranges for when the strategies and countermeasures will be deployed (e.g., short-, mid-, and long-term timeframes). The list should include specific projects and strategies, or descriptions of programs of projects and strategies, and explains prioritization criteria used. The list should contain interventions focused on infrastructure, behavioral, and/or operational safety.

7. Progress and Transparency

Progress and transparency is a method to measure progress over time after an Action Plan is developed or updated, including outcome data. It's a means to ensure ongoing transparency is established with residents and other relevant stakeholders.

The approach must include, at a minimum, annual public and accessible reporting on progress toward reducing roadway fatalities and serious injuries and public posting of the Action Plan online.

Last updated: Friday, March 27, 2026

City of Hinckley
106 First Street SE
P. O. Box 366
Hinckley, MN
[Tel] (320) 384.7491
[Fax] (320) 384.7492
www.hinckleymn.gov



Agenda Item

Safety Action Plan Task Force

Meeting Date

April 14, 2026

Prepared By

Leaha M. Jackson, City Administrator

Background

As part of the USDOT Thriving Communities Program, the technical assistance team, staff, and Bolling Engineering have been working to identify areas of concern in our community. To continue applying for programs like the USDOT’s Safe Streets for All (SS4A), the city needs a Safety Action Plan. A task force needs to be identified and charged with developing the plan. The task force should be someone who can engage the community and other leaders as needed to ensure the plan's success.

Recommended Action

Consider designating the City Administrator, Planning & Zoning Administrator, Mayor, and the US DOT Thriving Communities Technical Assistance team as the Safety Action Plan Task Force, charged with developing and designing the plan, and designating the City Administrator, Planning & Zoning Administrator, and Mayor responsible for implementing and continuing to monitor the plan.

Council Action: Motion by: _____ Second by: _____

Motion to:

Voted in Favor: _____ Voted Against: _____

Approved: _____ Denied: _____ Tabled: _____ No Action: _____

City of Hinckley
106 First Street SE
P. O. Box 366
Hinckley, MN
[Tel] (320) 384.7491
[Fax] (320) 384.7492
www.hinckley.govoffice2.com



Agenda Item

2026 Road Maintenance

Meeting Date

April 14, 2026

Prepared By

Leaha M. Jackson, City Administrator

Background

Each year, the City budgets funds for street maintenance projects. Historically, this money has been used for patching, spray-inject patching, and microsealing.

For 2026, \$98,000 is budgeted for the 400 Street Improvement Fund.

Lady Luck Drive needs shoulder work. Currently, it drops off significantly, which is wearing on the pavement and creating a hazard for drivers. Attached is a Request for Proposals for a contractor to deliver and grade the gravel.

Staff contacted a contractor through the Sourcewell Contract to get a cost estimate on replacing the Firehouse parking lot and 1st St SE/Power Ave S. The timeline was 2027/2028 for the parking lot, and if the number came in reasonable, 1st St SE/Power Ave S, hopefully this summer/fall. More information to come.

As part of the USDOT Thriving Communities Program, staff met with Pine County Engineer Mark LeBrun and Assistant Engineer Aaron Gunderson to talk about possible improvements to crosswalks on Hwy 48 & Old Hwy 61. The County is putting together plans for work on both roads in the near future. There are some water and sewer issues along Hwy 48 and Old Hwy 61 that should be evaluated in coordination with the County's work on the roadways.

Recommended Action

Direct staff to publish the Request for Proposals- Lady Luck Drive Shoulder Work. Direct staff to work with Bolton & Menk to look at utility issues along Hwy 48 & Old Hwy 61 in coordination with the County's work on the roadways.

Council Action: Motion by: _____ Second by: _____

Motion to:

Voted in Favor: _____ Voted Against: _____

Approved: _____ Denied: _____ Tabled: _____ No Action: _____

City of Hinckley
106 First Street SE
P. O. Box 366
Hinckley, MN
[Tel] (320) 384.7491
[Fax] (320) 384.7492
www.hinckley.govoffice2.com



Agenda Item

Summary Enforcement and Abatement for 207 4th St SE

Meeting Date

April 14, 2026

Prepared By

Leaha M. Jackson, City Administrator

Background

207 4th St SE was given a Nuisance Violation Letter on march 18 ,2026, for furniture, appliance, tires, and miscellaneous items stored outside. They were notified that they had until April 6, 2026, correct the violation or the City would be moving for summary abatement at the June council meeting.

We did a window review on April 7, 2026, and found the conditions were not corrected. An administrative fine will be issued and notification of the summary enforcement will be posted on the property if approved.

Recommended Action

Approve Summary Enforcement and Abatement for 207 4th St SE to be completed on the property, with all costs charged back to the property.

Council Action: Motion by: _____ Second by: _____

Motion to:

Voted in Favor: _____ Voted Against: _____

Approved: _____ Denied: _____ Tabled: _____ No Action: _____

City of Hinckley
106 First Street SE, P. O. Box 366
Hinckley, MN
[Tel] (320) 384.7491
[Fax] (320) 384.7492
<https://hinckleymn.gov/>



March 18, 2026

NUISANCE VIOLATION LETTER

Planet Home Lending LLC
321 Research Parkway, Suite 303
Meridian CT 06450

Dear Listed Property Owner,

During an inspection, we noticed furniture, an appliance, tires, and other miscellaneous items were still stored outside, both in the front, side, and backyard of the property at 207 4th St SE.

City Code states the following:

§ 94.01 PUBLIC NUISANCE PROHIBITION

(A) A person must not act, or fail to act, in a manner that is or causes a public nuisance.

(B) For purpose of this chapter, a person that does any of the following is guilty of maintaining a public nuisance:

- (1) Maintains or permits a condition which unreasonably annoys, injures, or endangers the safety, health, morals, comfort or repose of any considerable number of members of the public;

§ 94.04 PUBLIC NUISANCES AFFECTING PEACE AND SAFETY.

The following are hereby declared to be nuisances affecting public peace and safety:

(N) Accumulations in the open of discarded or disused machinery, household appliances, automobile bodies or other materials in a manner conducive to the harboring of rats, mice, snakes or vermin, or the rank growth of vegetation among the items so accumulated, or in a manner creating fire, health or other safety hazards from such accumulation

§ 94.06 NUISANCE PARKING AND STORAGE.

- (2) Creates cluttered and otherwise unsightly areas
- (5) Decreases adjoining landowners' and occupants' use and enjoyment of their property and neighborhood; and

(6) Otherwise adversely affects property values and neighborhood patterns

According to Pine County's property records, you are the parcel's owner and, therefore, responsible for bringing the property into compliance with the City's nuisance regulations. If you have sold this property, please inform the City so we can send this notice to the new property owner.

We thank you for your attention, if you have already resolved this issue. If not, please remedy the issues mentioned above before April 6, 2026. If the property is not compliant by this date, the City will take further action to abate the nuisance. This includes the issuance of Administrative Fines beginning at \$100.00 for each week the violation remains, and/or seeking an order to have the property cleaned up at the April 14, 2026, City Council Meeting. All costs for abatement and administrative fines are assessable to the property.

Thank you for your cooperation on this matter. If you have any questions or concerns, please contact me at City Hall.

Sincerely,

Leaha M Jackson
City Administrator





City of Hinckley
106 First Street SE
P. O. Box 366
Hinckley, MN
[Tel] (320) 384.7491
[Fax] (320) 384.7492
www.hinckleymn.gov



Agenda Item

MN Mayor's Letter: Paid Family Medical Leave

Meeting Date

April 14, 2026

Prepared By

Leaha M. Jackson, City Administrator

Background

Dear Mayor,

I hope this message finds you well.

I am reaching out to invite you to join another opportunity to sign onto a letter. Following the success of our last effort with 268 mayors, and after connecting with many of you from across the state over the past week and collaborating on this letter, the clear consensus was to bring the band back together. I am inviting **YOU** to be part of it once again (and you can play whatever instrument you'd like). The common instrument we all share, however, is local leadership.

Paid Family Medical Leave is not only impacting our cities, it is also placing real strain on the small businesses within our communities. In conversations with mayors across the state, I've heard city contributions ranging from approximately \$100,000+ to \$2,200. No matter the size of the city, the impact is being felt everywhere.

We all want to support our city employees during important moments in their lives. At the same time, it is clear this program needs reform, both for cities and for the small businesses we serve. Many cities are experiencing the budget and operational challenges firsthand, and we are hearing directly from our local business community about the strain it is causing for them. I invite you to join fellow Minnesota mayors in signing this letter to raise awareness about the need for PFML reform, not only for cities, but for our small businesses that serve our communities as well. This needs to be a priority for the 2027 session. We need our small businesses to be successful. Uniting as mayors to advocate for reform, and to stand up for our small businesses, is about as nonpartisan as it gets.

With the last letter, some mayors signed on their own, while others sought council approval. Whatever method you choose is your prerogative. I am setting a deadline for signatures of **Wednesday, May 13, 2026, at 5:00 PM** to allow time for placement on council agendas if you choose to do so.

Recommended Action

Discuss if Council would like the Mayor to sign.


Council Action: Motion by: _____ Second by: _____

Motion to:

Voted in Favor: _____ Voted Against: _____

Approved: _____ Denied: _____ Tabled: _____ No Action: _____

Jackson M. Purfeerst
Mayor
815-904-9665
jpurfeerst@cityofcrosslake.gov



Section 8, Item 1.
City Hall
13888 Daggett Bay Rd
Crosslake, Minnesota 56442
www.cityofcrosslake.gov

Dear Governor Walz and Members of the Minnesota Legislature,

As mayors across Minnesota, we are writing to share growing concerns regarding the rollout of Paid Family Medical Leave (PFML). We balance public service with full-time jobs, some of us also owning and working at small businesses, giving us firsthand insight into how these overlapping leave policies are straining operations, staffing, and our ability to serve our communities.

Cities are no longer managing a single leave program—we are navigating a layered system that includes:

- Family and Medical Leave Act (FMLA)
- Americans with Disabilities Act (ADA)
- Minnesota Earned Sick and Safe Time (ESST)
- Minnesota Pregnancy and Parenting Leave Act
- Minnesota Workers' Compensation Act

These programs often stack rather than replace one another. Many employers already provide short- and long-term disability, and Paid Family Medical Leave (PFML) has now been added on top of an already complex system. The reality is that these policies, when layered together, are creating significant operational and financial strain. Many cities are facing extended employee absences, often spanning several months, and in some cases reaching **12 to 20 weeks** or more when programs stack, rising staffing costs, and increasing administrative burdens. For smaller cities especially, even **one** prolonged absence can disrupt operations and force difficult decisions around service to our taxpayers. For cities, this is another program funded by taxpayers.

These roles cannot simply be filled temporarily. Cities rely on our trained, credentialed, licensed, and trusted personnel whose work is critical to public safety, public works, city finances, and infrastructure. When they are absent, the burden shifts to already stretched staff, and the risk to consistent service becomes real.

At the same time, our small businesses are feeling this strain just as deeply. Employers are being asked to pay more, hold positions open, and operate short-staffed for extended periods, often without the ability to find replacements. For many, losing even one employee for months at a time means reduced hours, slower service, or turning away customers. Owners are working longer hours just to keep up, and remaining staff are stretched thin. Some businesses are contemplating closing.

The reality is this: PFML is increasing costs while reducing the ability of cities and businesses to operate effectively. **This is not sustainable.**

We support helping employees during important life moments, but that support must be balanced with the ability of cities to function and businesses to survive. The current system is out of balance.

We are asking the Legislature to address the real-world impacts PFML, on top of many existing operational mandates, is having before further service reductions and economic strain become unavoidable. We respectfully raise this concern and ask for action in the next 2027 legislative session.

Respectfully,
The undersigned Mayors representing Minnesota

City of Hinckley
106 First Street SE
P. O. Box 366
Hinckley, MN
[Tel] (320) 384.7491
[Fax] (320) 384.7492
www.hinckleymn.gov



Agenda Item

City Attorney Notice of Retirement

Meeting Date

April 14, 2026

Prepared By

Leaha M. Jackson, City Administrator

Background

The City received notice on April 10, 2026, from Kevin Hofstad of his retirement effective May 31, 2026.

Recommended Action

Discuss options.

Council Action: Motion by: _____ Second by: _____

Motion to:

Voted in Favor: _____ Voted Against: _____

Approved: _____ Denied: _____ Tabled: _____ No Action: _____



April 10, 2026

City of Hinckley, Mayor and Council
c/o City Clerk

I hope this letter finds you well. I am writing to inform you that, after careful consideration, I have made the difficult decision to close my law office and conclude my law practice, effective May 31, 2026. This decision was not made lightly, and I want to express my gratitude for the trust you have placed in me to handle your legal matters.

It is my priority to ensure that your legal needs are met during this transition. If you have ongoing cases or outstanding matters, I encourage you to reach out to discuss your options for transferring your case to another attorney. I am happy to provide recommendations or assist you in finding a suitable legal representative.

Please be assured that I will take all necessary steps to protect your interests during this process. Your files and any confidential information will be handled with the utmost care, and I will retain your records as required by law.

If you have any questions or need further assistance, please do not hesitate to contact me at (320) 629-7537 or kevinh@ledinandhofstad.com. I appreciate your understanding and support during this time.

Thank you once again for allowing me to serve you. I wish you all the best in your future endeavors.

LEDIN & HOFSTAD, LTD.

Kevin A. Hofstad
Attorney at Law

KAH/

Accounts Payable Check Register Report - Woodlands National Bank-26100280

For The Fiscal Periods Range From 2026-3 To 2026-3

For All Vendors And For Outstanding, Cleared, Voided Checks - Computer Generated, Hand Written, eCheck

Check # / eCheck ID	Type	Date	Vendor	Name	Amount	Status
129245	C	3/3/2026	628	AUTO VALUE HINCKLEY	\$779.25	C
			Invoice Nbr - Description		GL Account	Amount
			59302017 - WASHER FLUID		101.43100.02190	\$6.83
			59302128 - DOUBLE SIDED TAPE		221.42280.02230	\$18.99
			59302018 - CREDIT-EXCHANGE		101.43100.02190	(\$3.04)
			59302007 - DEF FLUID		101.43100.02130	\$22.58
			59301957 - TIE WRAPS		101.43000.02280	\$17.48
			59301735 - BATTERY		101.43100.02210	\$505.96
			59301711 - LIGHTING		221.42200.02280	\$147.44
			53901447 - CREDIT		205.45122.02210	(\$152.96)
			59301003 - 5 gl Premium J20c		101.43100.02130	\$74.99
			59302162 - ATTACHMENT TAPE		221.42280.02230	\$5.99
			59302136 - CREDIT		221.42280.02190	(\$20.00)
			59302125 - BATTERY		221.42280.02190	\$154.99
129246	C	3/3/2026	1239	BEST CLEANING LLC	\$200.00	C
			Invoice Nbr - Description		GL Account	Amount
			896715 - CITY HALL & LIBRARY CLEANING		101.41940.04050	\$140.00
			896715 - CITY HALL & LIBRARY CLEANING		211.45509.04050	\$60.00
129247	C	3/3/2026	721	BOLTON & MENK	\$2,375.00	C
			Invoice Nbr - Description		GL Account	Amount
			0388490 - WASTEWATER AERATION REVIEW		602.49450.03030	\$2,375.00
129248	C	3/3/2026	454	CINTAS CORPORATION	\$189.66	C
			Invoice Nbr - Description		GL Account	Amount
			4261079261 - FACILITY SERVICES		205.45122.04090	\$35.00
			4261079361 - FACILITY SERVICES		101.41940.04090	\$154.66
129249	C	3/3/2026	381	D & E HEATING	\$900.00	C
			Invoice Nbr - Description		GL Account	Amount
			I-13928-1 - FIX SHOP HEATERS		101.43000.04090	\$900.00
129250	C	3/3/2026	735	DROTNING, RICHARD	\$1,105.00	C
			Invoice Nbr - Description		GL Account	Amount
			2024-0078 - OFFICE LABOR		101.42400.03150	\$1,105.00
129251	C	3/3/2026	7596	Kreger, Sara	\$300.00	C
			Invoice Nbr - Description		GL Account	Amount
			03032026 - Deposit Refund		205.00000.22000	\$300.00
129252	C	3/3/2026	389	MN BUREAU OF CRIMINAL APPREHENSION	\$15.00	C
			Invoice Nbr - Description		GL Account	Amount
			03032026 - FD BACKGROUND		221.42200.03060	\$15.00
129253	C	3/3/2026	182	MN LIFE INSURANCE CO.	\$328.60	C
			Invoice Nbr - Description		GL Account	Amount
			13378861-00(101) - MARCH LIFE		101.00000.21709	\$253.70
			13378861-00(101) - MARCH LIFE		101.00000.11510	\$74.90

Accounts Payable Check Register Report - Woodlands National Bank-26100280

For The Fiscal Periods Range From 2026-3 To 2026-3

For All Vendors And For Outstanding, Cleared, Voided Checks - Computer Generated, Hand Written, eCheck

Check # / eCheck ID	Type	Date	Vendor	Name	Amount	Status																		
129254	C	3/3/2026	153	NORTHSTAR MEDIA, INC.	\$65.00	C																		
			<table border="1"> <thead> <tr> <th>Invoice Nbr - Description</th> <th>GL Account</th> <th>Amount</th> </tr> </thead> <tbody> <tr> <td>994016/1941502 - SMALL CITIES DEVELOPMENT PROGRAM</td> <td>101.41130.03520</td> <td>\$65.00</td> </tr> </tbody> </table>		Invoice Nbr - Description	GL Account	Amount	994016/1941502 - SMALL CITIES DEVELOPMENT PROGRAM	101.41130.03520	\$65.00														
Invoice Nbr - Description	GL Account	Amount																						
994016/1941502 - SMALL CITIES DEVELOPMENT PROGRAM	101.41130.03520	\$65.00																						
129255	C	3/3/2026	582	PINE COUNTY AUDITOR-TREASURER	\$21,580.63	C																		
			<table border="1"> <thead> <tr> <th>Invoice Nbr - Description</th> <th>GL Account</th> <th>Amount</th> </tr> </thead> <tbody> <tr> <td>03032026 - POLICING PAYMENT -MARCH</td> <td>101.42000.03110</td> <td>\$21,580.63</td> </tr> </tbody> </table>		Invoice Nbr - Description	GL Account	Amount	03032026 - POLICING PAYMENT -MARCH	101.42000.03110	\$21,580.63														
Invoice Nbr - Description	GL Account	Amount																						
03032026 - POLICING PAYMENT -MARCH	101.42000.03110	\$21,580.63																						
129256	C	3/3/2026	2060	R&S HARDWARE	\$70.99	C																		
			<table border="1"> <thead> <tr> <th>Invoice Nbr - Description</th> <th>GL Account</th> <th>Amount</th> </tr> </thead> <tbody> <tr> <td>299697 - HOSE</td> <td>221.42280.02190</td> <td>\$70.99</td> </tr> </tbody> </table>		Invoice Nbr - Description	GL Account	Amount	299697 - HOSE	221.42280.02190	\$70.99														
Invoice Nbr - Description	GL Account	Amount																						
299697 - HOSE	221.42280.02190	\$70.99																						
129257	C	3/3/2026	733	THOMPSON, WANETTA	\$300.00	O																		
			<table border="1"> <thead> <tr> <th>Invoice Nbr - Description</th> <th>GL Account</th> <th>Amount</th> </tr> </thead> <tbody> <tr> <td>03032026 - DEPOSIT REFUND</td> <td>205.00000.22000</td> <td>\$300.00</td> </tr> </tbody> </table>		Invoice Nbr - Description	GL Account	Amount	03032026 - DEPOSIT REFUND	205.00000.22000	\$300.00														
Invoice Nbr - Description	GL Account	Amount																						
03032026 - DEPOSIT REFUND	205.00000.22000	\$300.00																						
129258	C	3/3/2026	1177	US BANK EQUIPMENT FINANCE	\$66.45	C																		
			<table border="1"> <thead> <tr> <th>Invoice Nbr - Description</th> <th>GL Account</th> <th>Amount</th> </tr> </thead> <tbody> <tr> <td>575969027 - C300F COPIER</td> <td>221.42200.04130</td> <td>\$66.45</td> </tr> </tbody> </table>		Invoice Nbr - Description	GL Account	Amount	575969027 - C300F COPIER	221.42200.04130	\$66.45														
Invoice Nbr - Description	GL Account	Amount																						
575969027 - C300F COPIER	221.42200.04130	\$66.45																						
129259	C	3/3/2026	7580	Williams Towing & Repair	\$389.00	C																		
			<table border="1"> <thead> <tr> <th>Invoice Nbr - Description</th> <th>GL Account</th> <th>Amount</th> </tr> </thead> <tbody> <tr> <td>03032026 - TOW OF GREEN 1-TON</td> <td>101.43000.04090</td> <td>\$389.00</td> </tr> </tbody> </table>		Invoice Nbr - Description	GL Account	Amount	03032026 - TOW OF GREEN 1-TON	101.43000.04090	\$389.00														
Invoice Nbr - Description	GL Account	Amount																						
03032026 - TOW OF GREEN 1-TON	101.43000.04090	\$389.00																						
129298	C	3/12/2026	132	DAGGETT'S FRESH FOODS	\$327.06	C																		
			<table border="1"> <thead> <tr> <th>Invoice Nbr - Description</th> <th>GL Account</th> <th>Amount</th> </tr> </thead> <tbody> <tr> <td>00320160 - COFFEE</td> <td>101.41400.02190</td> <td>\$19.99</td> </tr> <tr> <td>00120105 - WATER/VINEGAR</td> <td>101.41400.02190</td> <td>\$12.99</td> </tr> <tr> <td>00056139 - FOOD</td> <td>101.41400.02180</td> <td>\$256.01</td> </tr> <tr> <td>00056139 - FOOD</td> <td>101.41400.02190</td> <td>\$34.78</td> </tr> <tr> <td>00329201 - SUPPLIES</td> <td>101.41400.02190</td> <td>\$3.29</td> </tr> </tbody> </table>		Invoice Nbr - Description	GL Account	Amount	00320160 - COFFEE	101.41400.02190	\$19.99	00120105 - WATER/VINEGAR	101.41400.02190	\$12.99	00056139 - FOOD	101.41400.02180	\$256.01	00056139 - FOOD	101.41400.02190	\$34.78	00329201 - SUPPLIES	101.41400.02190	\$3.29		
Invoice Nbr - Description	GL Account	Amount																						
00320160 - COFFEE	101.41400.02190	\$19.99																						
00120105 - WATER/VINEGAR	101.41400.02190	\$12.99																						
00056139 - FOOD	101.41400.02180	\$256.01																						
00056139 - FOOD	101.41400.02190	\$34.78																						
00329201 - SUPPLIES	101.41400.02190	\$3.29																						
129299	C	3/12/2026	356	CENEX FLEETCARD	\$373.92	C																		
			<table border="1"> <thead> <tr> <th>Invoice Nbr - Description</th> <th>GL Account</th> <th>Amount</th> </tr> </thead> <tbody> <tr> <td>332385CL - Fuel</td> <td>101.43100.02121</td> <td>\$373.92</td> </tr> </tbody> </table>		Invoice Nbr - Description	GL Account	Amount	332385CL - Fuel	101.43100.02121	\$373.92														
Invoice Nbr - Description	GL Account	Amount																						
332385CL - Fuel	101.43100.02121	\$373.92																						
129300	C	3/12/2026	358	MATT'S SANITATION-CITY	\$427.05	C																		
			<table border="1"> <thead> <tr> <th>Invoice Nbr - Description</th> <th>GL Account</th> <th>Amount</th> </tr> </thead> <tbody> <tr> <td>031026(205) - MONTHLY SERVICE</td> <td>205.45122.03840</td> <td>\$70.20</td> </tr> <tr> <td>03102026(601) - MONTHLY SERVICE</td> <td>601.49400.03840</td> <td>\$70.20</td> </tr> <tr> <td>03102026(101) - MONTHLY SERVICE</td> <td>101.41940.03840</td> <td>\$286.65</td> </tr> </tbody> </table>		Invoice Nbr - Description	GL Account	Amount	031026(205) - MONTHLY SERVICE	205.45122.03840	\$70.20	03102026(601) - MONTHLY SERVICE	601.49400.03840	\$70.20	03102026(101) - MONTHLY SERVICE	101.41940.03840	\$286.65								
Invoice Nbr - Description	GL Account	Amount																						
031026(205) - MONTHLY SERVICE	205.45122.03840	\$70.20																						
03102026(601) - MONTHLY SERVICE	601.49400.03840	\$70.20																						
03102026(101) - MONTHLY SERVICE	101.41940.03840	\$286.65																						
129301	C	3/12/2026	369	AFSCME COUNCIL 65	\$29.24	C																		
			<table border="1"> <thead> <tr> <th>Invoice Nbr - Description</th> <th>GL Account</th> <th>Amount</th> </tr> </thead> <tbody> <tr> <td>03102026(101) - UNION DUES</td> <td>205.00000.21707</td> <td>\$0.41</td> </tr> <tr> <td>03102026(101) - UNION DUES</td> <td>101.00000.21707</td> <td>\$28.83</td> </tr> </tbody> </table>		Invoice Nbr - Description	GL Account	Amount	03102026(101) - UNION DUES	205.00000.21707	\$0.41	03102026(101) - UNION DUES	101.00000.21707	\$28.83											
Invoice Nbr - Description	GL Account	Amount																						
03102026(101) - UNION DUES	205.00000.21707	\$0.41																						
03102026(101) - UNION DUES	101.00000.21707	\$28.83																						
129302	C	3/12/2026	454	CINTAS CORPORATION	\$120.02	C																		
			<table border="1"> <thead> <tr> <th>Invoice Nbr - Description</th> <th>GL Account</th> <th>Amount</th> </tr> </thead> <tbody> <tr> <td>39068 - CREDIT</td> <td>205.45122.04090</td> <td>(\$6.66)</td> </tr> <tr> <td>39068 - CREDIT</td> <td>101.43000.04090</td> <td>(\$6.66)</td> </tr> </tbody> </table>		Invoice Nbr - Description	GL Account	Amount	39068 - CREDIT	205.45122.04090	(\$6.66)	39068 - CREDIT	101.43000.04090	(\$6.66)											
Invoice Nbr - Description	GL Account	Amount																						
39068 - CREDIT	205.45122.04090	(\$6.66)																						
39068 - CREDIT	101.43000.04090	(\$6.66)																						

Accounts Payable Check Register Report - Woodlands National Bank-26100280

For The Fiscal Periods Range From 2026-3 To 2026-3

For All Vendors And For Outstanding, Cleared, Voided Checks - Computer Generated, Hand Written, eCheck

Check # / eCheck ID	Type	Date	Vendor	Name	Amount	Status
				4261910175 - FACILITY SERVICES	205.45122.04090	\$35.00
				4261910269 - FACILITY SERVICES	101.41940.04090	\$35.00
				4261910170 - FACILITY SERVICES	101.43000.04090	\$35.00
				4261079382 - FACILITY SERVICES	101.43000.04090	\$35.00
				39068 - CREDIT	101.41400.04090	(\$6.66)
129303	C	3/12/2026	721	BOLTON & MENK		\$600.00 C
				Invoice Nbr - Description	GL Account	Amount
				0388860 - GENERAL ENGINEERING	101.41400.03030	\$250.00
				0388860 - GENERAL ENGINEERING	101.41910.03030	\$200.00
				0388860 - GENERAL ENGINEERING	101.41910.03030	\$150.00
129304	C	3/12/2026	846	MN PEIP		\$9,252.44 C
				Invoice Nbr - Description	GL Account	Amount
				1613998(101) - APRIL	101.00000.15520	\$9,252.44
129305	C	3/12/2026	976	AMAZON CAPITAL SERVICES, INC.		\$38.57 C
				Invoice Nbr - Description	GL Account	Amount
				1MG9-GDLF-HTGM - CREDIT	101.41400.02080	(\$14.83)
				1FGV-JPH6-6NNG - OFFICE SUPPLIES	101.41400.02080	\$53.40
129306	C	3/12/2026	1022	VC3, Inc		\$2,077.74 C
				Invoice Nbr - Description	GL Account	Amount
				INV3566848VC3 - SONICWALL ADVANCED PROTECTION SERVICE SUITE	101.41400.03140	\$1,907.00
				VC3-241730 - VC3 PROTECT- RAPID Data Recovery	602.49450.03140	\$14.23
				VC3-241730 - VC3 PROTECT- RAPID Data Recovery	221.42200.03140	\$14.23
				VC3-241730 - VC3 PROTECT- RAPID Data Recovery	101.41400.03140	\$142.28
129307	C	3/12/2026	1089	MPCA		\$1,795.00 C
				Invoice Nbr - Description	GL Account	Amount
				10000226279 - WASTEWATER GENERAL ANNUAL PERMIT FEE	601.49400.04330	\$345.00
				10000225377 - WASTEWATER INDIVIDUAL ANNUAL PERMIT FEE	602.49450.04330	\$1,450.00
129308	C	3/12/2026	1113	STERICYCLE, INC		\$88.95 C
				Invoice Nbr - Description	GL Account	Amount
				8013532488 - MONTHLY SERVICE	101.41940.03840	\$88.95
129309	C	3/12/2026	1177	US BANK EQUIPMENT FINANCE		\$371.71 C
				Invoice Nbr - Description	GL Account	Amount
				576858278 - C3510 COPIER	101.41400.04130	\$371.71
129310	C	3/12/2026	1239	BEST CLEANING LLC		\$200.00 C
				Invoice Nbr - Description	GL Account	Amount
				896717 - CLEANING SERVICE	211.45509.04050	\$60.00
				896717 - CLEANING SERVICE	101.41940.04050	\$140.00
129311	C	3/12/2026	2023	HEALTH PARTNERS INC.		\$665.72 C
				Invoice Nbr - Description	GL Account	Amount

Accounts Payable Check Register Report - Woodlands National Bank-26100280

For The Fiscal Periods Range From 2026-3 To 2026-3

For All Vendors And For Outstanding, Cleared, Voided Checks - Computer Generated, Hand Written, eCheck

Check # / eCheck ID	Type	Date	Vendor	Name	Amount	Status
				821559232326(101) - APRIL	101.00000.15520	\$665.72
129312	C	3/12/2026	7117	VADIM MUNICIPAL SOFTWARE INC.		\$381.21 C
	Invoice Nbr - Description		GL Account		Amount	
		458852 - BILLS FOR BILL ID 260		601.49400.03220	\$190.61	
		458852 - BILLS FOR BILL ID 260		602.49450.03220	\$190.60	
129313	C	3/12/2026	7140	CINTAS - FA		\$31.95 C
	Invoice Nbr - Description		GL Account		Amount	
		5322831009 - FIRST AID RESTOCK		101.43000.02171	\$31.95	
129314	C	3/12/2026	7314	JACKSON, LEAHA		\$164.45 O
	Invoice Nbr - Description		GL Account		Amount	
		03102026 - EXPENSE REPORT		101.41400.03310	\$164.45	
129315	C	3/12/2026	7572	Midcontinent Communications		\$686.88 C
	Invoice Nbr - Description		GL Account		Amount	
		38392980115268 - MONTHLY SERVICE		205.45122.03210	\$67.65	
		38454870115268 - MONTHLY SERVICE		601.49400.03210	\$37.80	
		38392650115268 - MONTHLY SERVICE		221.42200.03210	\$72.60	
		38454870115268 - MONTHLY SERVICE		602.49450.03210	\$37.80	
		38395910115268 - MONTHLY SERVICE		101.41400.03210	\$471.03	
129316	C	3/12/2026	7597	SAINTONGE, ADAM		\$300.00 C
	Invoice Nbr - Description		GL Account		Amount	
		03102026 - DAMAGE DEPOSIT REFUND		205.00000.22000	\$300.00	
129317	C	3/19/2026	7160	ADAM'S PEST CONTROL , INC		\$228.80 C
	Invoice Nbr - Description		GL Account		Amount	
		4380995 - PREVENTION PLUS		205.45122.04090	\$109.20	
		4381002 - PREVENTION PLUS		211.45509.04090	\$24.96	
		4380996 - PREVENTION PLUS		221.42280.04090	\$57.20	
		4381002 - PREVENTION PLUS		101.41940.04090	\$37.44	
129318	C	3/19/2026	1258	ANCHOR SOLAR INVESTMENTS		\$633.20 O
	Invoice Nbr - Description		GL Account		Amount	
		03192026(602) - SOLAR ARRAY		602.00000.22600	\$196.26	
		03192026(101) - SOLAR ARRAY		101.47005.06020	\$198.03	
		03192026(101) - SOLAR ARRAY		101.47005.06120	\$10.89	
		03192026(221) - SOLAR ARRAY		221.47005.06020	\$205.91	
		03192026(221) - SOLAR ARRAY		221.47005.06120	\$11.32	
		03192026(602) - SOLAR ARRAY		602.49450.06120	\$10.79	
129319	C	3/19/2026	628	AUTO VALUE HINCKLEY		\$53.88 O
	Invoice Nbr - Description		GL Account		Amount	
		59302934 - FILTERS		101.43100.02190	\$49.89	
		59302704 - BOLTS		101.43000.02280	\$3.99	
129320	C	3/19/2026	1239	BEST CLEANING LLC		\$200.00 C
	Invoice Nbr - Description		GL Account		Amount	

Accounts Payable Check Register Report - Woodlands National Bank-26100280

For The Fiscal Periods Range From 2026-3 To 2026-3

For All Vendors And For Outstanding, Cleared, Voided Checks - Computer Generated, Hand Written, eCheck

Check # / eCheck ID	Type	Date	Vendor	Name	Amount	Status
				896718 - CITY HALL & LIBRARY CLEANING	211.45509.04050	\$60.00
				896718 - CITY HALL & LIBRARY CLEANING	101.41940.04050	\$140.00
129321	C	3/19/2026	2044	CENTURY LINK		\$127.20 C
				Invoice Nbr - Description	GL Account	Amount
				03192026 - MONTHLY BILLING	221.42200.03210	\$127.20
129322	C	3/19/2026	454	CINTAS CORPORATION		\$105.00 C
				Invoice Nbr - Description	GL Account	Amount
				4262674652 - FACILITY SERVICES	101.43000.04090	\$35.00
				4262674704 - FACILITY SERVICES	205.45122.04090	\$35.00
				4262674621 - FACILITY SERVICES	101.41940.04090	\$35.00
129323	C	3/19/2026	139	EAST CENTRAL ENERGY		\$374.80 C
				Invoice Nbr - Description	GL Account	Amount
				03192026(SUNSET) - MONTHLY SERVICE	101.43100.03810	\$74.22
				03192026(LS#6) - MONTHLY SERVICE	602.49450.03810	\$300.58
129324	C	3/19/2026	581	FISCAL & ADMIN SERVICES		\$11.00 C
				Invoice Nbr - Description	GL Account	Amount
				03192026(TAGS) - DANGEROUS DOG WARNING TAGS	101.42700.02190	\$11.00
129325	C	3/19/2026	581	Fiscal & Admin Services		\$37.32 C
				Invoice Nbr - Description	GL Account	Amount
				03192026(signs) - DANGEROUS DOG WARNING SIGNS	101.42700.02190	\$37.32
129326	C	3/19/2026	376	HOPKINS SAND AND GRAVEL		\$989.00 O
				Invoice Nbr - Description	GL Account	Amount
				35882 - 18T WASHED SAND	101.43100.02241	\$494.50
				35894 - 18T WASHED SAND	101.43100.02241	\$494.50
129327	C	3/19/2026	7087	Hosler, Kristy		\$9.43 C
				Invoice Nbr - Description	GL Account	Amount
				03192026 - MILEAGE	101.41430.03310	\$9.43
129328	C	3/19/2026	175	LEDIN & HOFSTAD, LTD		\$150.00 C
				Invoice Nbr - Description	GL Account	Amount
				11552 - REVIEW CONCONFORMITY/ZONING ISSUES	101.41910.03040	\$150.00
129329	C	3/19/2026	7488	Metropolitan Plumbing		\$16,938.45 O
				Invoice Nbr - Description	GL Account	Amount
				14788 - GROUND FILL INSTALL	221.42280.05600	\$16,938.45
129330	C	3/19/2026	389	MN BUREAU OF CRIMINAL APPREHENSION		\$15.00 C
				Invoice Nbr - Description	GL Account	Amount
				03192026 - FD BACKGROUND CK	221.42200.03060	\$15.00
129331	C	3/19/2026	2060	R&S HARDWARE		\$419.99 O
				Invoice Nbr - Description	GL Account	Amount
				300166 - PRESSURE WASHER	101.43000.02400	\$419.99

Accounts Payable Check Register Report - Woodlands National Bank-26100280

For The Fiscal Periods Range From 2026-3 To 2026-3

For All Vendors And For Outstanding, Cleared, Voided Checks - Computer Generated, Hand Written, eCheck

Check # / eCheck ID	Type	Date	Vendor	Name	Amount	Status
129332	C	3/19/2026	7599	SCHMIDT, BRUCE	\$300.00	C
Invoice Nbr - Description					GL Account	Amount
03192026 - DEPOSIT REFUND					205.00000.22000	\$300.00
129333	C	3/19/2026	751	VISA	\$2,195.15	V
Invoice Nbr - Description					GL Account	Amount
14125 - AI OCR PROCESSING					101.41400.03090	\$22.04
0015350 - MEMBERSHIP DUES					101.41910.03080	\$398.40
000025293 - FLAGS					221.42200.02190	\$84.66
N300240728 - THINKBOOK					221.42200.02400	\$906.00
14073 - AI OCR PROCESSING					101.41400.03090	\$16.95
71699G - POSTAGE					221.42200.03220	\$17.10
03192026 - LIGHT STRIPS					221.42280.02190	\$121.08
08-14201-66961 - 4 PIN SNOW PLOW FLEETFLEX V CONTROLLER					101.43100.02210	\$440.18
DLIMN2001477879 - BUILDING OFFICIAL CONTINUING EDUCATION					101.42400.03080	\$125.00
383299 - THRIVING COMMUNITY MEETING					101.41400.02180	\$9.74
129334	C	3/19/2026	751	VISA	\$2,141.15	C
Invoice Nbr - Description					GL Account	Amount
08-14201-66961 - 4 PIN SNOW PLOW FLEETFLEX V CONTROLLER					101.43100.02210	\$440.18
71699G - POSTAGE					221.42200.03220	\$17.10
0015350 - MEMBERSHIP DUES					101.41910.03080	\$398.40
383299 - THRIVING COMMUNITY MEETING					101.41400.02180	\$9.74
14125 - AI OCR PROCESSING					101.41400.03090	\$22.04
03192026 - LIGHT STRIPS					221.42280.02190	\$121.08
14073 - AI OCR PROCESSING					101.41400.03090	\$16.95
N300240728 - THINKBOOK					221.42200.02400	\$906.00
000025293 - FLAGS					221.42200.02190	\$84.66
DLIMN2001477879 - BUILDING OFFICIAL CONTINUING EDUCATION					101.42400.03080	\$125.00
129335	C	3/26/2026	369	AFSCME COUNCIL 65	\$29.24	O
Invoice Nbr - Description					GL Account	Amount
03262026(101) - UNION DUES					101.00000.21707	\$29.24
129336	C	3/26/2026	976	AMAZON CAPITAL SERVICES, INC.	\$75.51	O
Invoice Nbr - Description					GL Account	Amount
1FF1-H3NJ-XXP9 - SUPPLIES					101.41400.02080	\$16.56
1JRG-QQ7N-NPC3 - CABLE					101.41400.02280	\$18.98
1FF1-H3NJ-XXP9 - SUPPLIES					101.41400.02030	\$39.97
129337	C	3/26/2026	628	AUTO VALUE HINCKLEY	\$868.93	O
Invoice Nbr - Description					GL Account	Amount
59303375 - BATTERIES					205.45122.02210	\$443.96
59303088 - BATTERY					205.45122.02210	\$281.98
59303432 - BATTERY					221.42200.02210	\$142.99

Accounts Payable Check Register Report - Woodlands National Bank-26100280

For The Fiscal Periods Range From 2026-3 To 2026-3

For All Vendors And For Outstanding, Cleared, Voided Checks - Computer Generated, Hand Written, eCheck

Check # / eCheck ID	Type	Date	Vendor	Name	Amount	Status
129338	C	3/26/2026	1239	BEST CLEANING LLC	\$200.00	C
Invoice Nbr - Description					GL Account	Amount
896719 - CLEANING					211.45509.04050	\$60.00
896719 - CLEANING					101.41940.04050	\$140.00
129339	C	3/26/2026	454	CINTAS CORPORATION	\$105.00	O
Invoice Nbr - Description					GL Account	Amount
4263434177 - FACILITY SERVICES					101.41940.04090	\$35.00
4263434140 - FACILITY SERVICES					205.45122.04090	\$35.00
4263434143 - FACILITY SERVICES					101.43000.04090	\$35.00
129340	C	3/26/2026	944	EMERGENCY APPARATUS MAINTENANCE	\$314.90	O
Invoice Nbr - Description					GL Account	Amount
139362 - DOUBLE MALE 4" ADAPTER					221.42200.02210	\$314.90
129341	C	3/26/2026	414	EMON STARTER & ALTERNATOR	\$375.00	O
Invoice Nbr - Description					GL Account	Amount
290616 - ALTERNATOR REBUILD					221.42200.02210	\$375.00
129342	C	3/26/2026	500	HINCKLEY CONVENTION & VISITORS BUREAU	\$5,576.69	C
Invoice Nbr - Description					GL Account	Amount
03262026 - FEBRUARY TAX					101.31000.31410	\$5,576.69
129343	C	3/26/2026	634	MN ENERGY RESOURCES	\$4,874.80	O
Invoice Nbr - Description					GL Account	Amount
5856686891 - MONTHLY BILLING					101.43000.03830	\$1,244.34
5856686891 - MONTHLY BILLING					205.45122.03830	\$1,301.63
5856686891 - MONTHLY BILLING					221.42280.03830	\$1,114.38
5856686891 - MONTHLY BILLING					601.49400.03830	\$641.94
5856686891 - MONTHLY BILLING					602.49450.03830	\$70.06
5856686891 - MONTHLY BILLING					101.41940.03830	\$502.45
129344	C	3/26/2026	181	MN POWER-CITY/FLS	\$18,869.67	C
Invoice Nbr - Description					GL Account	Amount
005374274809 - MONTHLY BILLING					101.43100.03810	\$2,434.27
005374274809 - MONTHLY BILLING					101.41940.03810	\$500.80
005374274809 - MONTHLY BILLING					101.43000.03810	\$491.42
005374274809 - MONTHLY BILLING					205.45122.03810	\$895.37
005374274809 - MONTHLY BILLING					601.49400.03810	\$2,706.79
005374274809 - MONTHLY BILLING					602.49450.03810	\$11,255.20
005374274809 - MONTHLY BILLING					221.42280.03810	\$585.82
129345	C	3/26/2026	7601	MYERS, AMANDA	\$300.00	O
Invoice Nbr - Description					GL Account	Amount
03262026 - DEPOSIT REFUND					205.00000.22000	\$300.00
129346	C	3/26/2026	639	PEOPLESERVICE INC.	\$33,667.00	O
Invoice Nbr - Description					GL Account	Amount
PS-INV109787 - WATER/WASTEWATER MONTHLY SERVICE					602.49450.03070	\$20,200.20

Accounts Payable Check Register Report - Woodlands National Bank-26100280

For The Fiscal Periods Range From 2026-3 To 2026-3

For All Vendors And For Outstanding, Cleared, Voided Checks - Computer Generated, Hand Written, eCheck

Check # / eCheck ID	Type	Date	Vendor	Name	Amount	Status
				PS-INV109787 - WATER/WASTEWATER MONTHLY SERVICE	601.49400.03070 \$13,466.80	
129347	C	3/26/2026	2060	R&S HARDWARE		\$355.52 O
	Invoice Nbr - Description		GL Account		Amount	
		301777 - KEY CUTTING		205.45122.02190	\$1.49	
		301867 - PLUG, SEAL TAPE		221.42200.02210	\$4.78	
		301901 - TIE DOWN		221.42200.02400	\$25.99	
		301788 - FEET FOR CR DRAWER		101.41400.02280	\$10.99	
		301382 - NOTEBOOK		221.42200.02080	\$2.29	
		301424 - PARTS FOR PRESURE WASHER		101.43000.02400	\$42.99	
		301424 - PARTS FOR PRESURE WASHER		101.43100.02190	\$6.99	
		301864 - SHELIVING FOR COMMUNITY CENTER		205.45122.02400	\$260.00	
129348	C	3/26/2026	7136	TASC		\$42.78 O
	Invoice Nbr - Description		GL Account		Amount	
		IN3708556 - COBRA ADMIN FEE		101.41400.03190	\$42.78	
129349	C	3/26/2026	1022	VC3, Inc		\$1,458.09 O
	Invoice Nbr - Description		GL Account		Amount	
		VC3-242215(101) - CW SERVICE AGREEMENT		602.49450.03090	\$121.51	
		VC3-242215(101) - CW SERVICE AGREEMENT		101.41400.03090	\$1,215.07	
		VC3-242215(101) - CW SERVICE AGREEMENT		221.42200.03090	\$121.51	
129350	C	3/27/2026	7203	AMERIFORMS		\$354.80 O
	Invoice Nbr - Description		GL Account		Amount	
		63070 - CHECKS		101.41400.02030	\$354.80	
ADT SECURITY SERVICES	E	3/26/2026	927	ADT SECURITY SERVICES		\$85.21 C
	Invoice Nbr - Description		GL Account		Amount	
		1199113900 - WSP Video Surveillance System		205.45122.04300	\$85.21	
HEALTH EQUITY	E	3/12/2026	7143	HEALTH EQUITY		\$981.72 C
	Invoice Nbr - Description		GL Account		Amount	
		DHSGBDO - H S A CONTRIBUTIONS		205.00000.21715	\$6.82	
		DHSGBDO - H S A CONTRIBUTIONS		101.00000.21715	\$974.90	
HEALTH EQUITY	E	3/12/2026	7143	HEALTH EQUITY		\$3.50 C
	Invoice Nbr - Description		GL Account		Amount	
		XJG14C3 - Monthly Fees for		101.41400.04310	\$3.50	
IRS EFTPS	E	3/12/2026	7107	IRS EFTPS		\$3,516.73 C
	Invoice Nbr - Description		GL Account		Amount	
		13640235 - FEDERAL WITHHOLDING		205.00000.21703	\$40.66	
		13640235 - FEDERAL WITHHOLDING		205.00000.21701	\$3.80	
		13640235 - FEDERAL WITHHOLDING		101.00000.21703	\$2,344.10	
		13640235 - FEDERAL WITHHOLDING		101.00000.21701	\$1,128.17	
IRS EFTPS	E	3/26/2026	7107	IRS EFTPS		\$3,999.63 C
	Invoice Nbr - Description		GL Account		Amount	

Accounts Payable Check Register Report - Woodlands National Bank-26100280

For The Fiscal Periods Range From 2026-3 To 2026-3

For All Vendors And For Outstanding, Cleared, Voided Checks - Computer Generated, Hand Written, eCheck

Check # / eCheck ID	Type	Date	Vendor	Name	Amount	Status	
				41696358 - FEDERAL WITHHOLDING	205.00000.21703	\$51.98	
				41696358 - FEDERAL WITHHOLDING	101.00000.21701	\$1,240.15	
				41696358 - FEDERAL WITHHOLDING	101.00000.21703	\$2,707.50	
LATHEM TIME	E	3/3/2026	366	LATHEM TIME		\$48.00	C
			Invoice Nbr - Description		GL Account	Amount	
			INV-623205 - PayClock Online Subscription		101.41400.03140	\$48.00	
MN DEFERRED COMPENSATION PLAN	E	3/12/2026	1082	MN DEFERRED COMPENSATION PLAN		\$609.80	C
			Invoice Nbr - Description		GL Account	Amount	
			101-03092026 - DEFERRED COMP		101.00000.21705	\$609.80	
MN DEFERRED COMPENSATION PLAN	E	3/26/2026	1082	MN DEFERRED COMPENSATION PLAN		\$610.00	C
			Invoice Nbr - Description		GL Account	Amount	
			101-03232026 - DEFERRED COMP		101.00000.21705	\$610.00	
MN DEPT OF REVENUE	E	3/12/2026	111	MN DEPT OF REVENUE		\$679.35	C
			Invoice Nbr - Description		GL Account	Amount	
			1-319-800-800 - STATE WITHHOLDING		205.00000.21702	\$2.60	
			1-319-800-800 - STATE WITHHOLDING		101.00000.21702	\$676.75	
MN DEPT OF REVENUE	E	3/26/2026	111	MN DEPT OF REVENUE		\$731.43	C
			Invoice Nbr - Description		GL Account	Amount	
			1-087-238-112 - STATE WITHHOLDING		101.00000.21702	\$731.43	
MN DEPT OF REVENUE	E	3/26/2026	111	MN DEPT OF REVENUE		\$427.00	C
			Invoice Nbr - Description		GL Account	Amount	
			1-332-670-432 - SALES AND TAX		101.41400.04370	\$0.05	
			1-332-670-432 - SALES AND TAX		205.00000.22800	\$44.24	
			1-332-670-432 - SALES AND TAX		601.49400.04370	\$0.45	
			1-332-670-432 - SALES AND TAX		601.00000.22800	\$380.24	
			1-332-670-432 - SALES AND TAX		101.00000.22800	\$2.02	
MN ENERGY RESOURCES	E	3/12/2026	634	MN ENERGY RESOURCES		\$557.76	C
			Invoice Nbr - Description		GL Account	Amount	
			5818345776 - Gas Utilities ACH		101.41940.03830	\$557.76	
MN PERA	E	3/12/2026	7108	MN PERA		\$2,287.20	C
			Invoice Nbr - Description		GL Account	Amount	
			840938 - PERA		101.00000.21704	\$2,249.35	
			840938 - PERA		205.00000.21704	\$37.85	
MN PERA	E	3/26/2026	7108	MN PERA		\$2,426.54	C
			Invoice Nbr - Description		GL Account	Amount	
			842901 - PERA		101.00000.21704	\$2,406.72	
			842901 - PERA		205.00000.21704	\$19.82	

Accounts Payable Check Register Report - Woodlands National Bank-26100280

For The Fiscal Periods Range From 2026-3 To 2026-3

For All Vendors And For Outstanding, Cleared, Voided Checks - Computer Generated, Hand Written, eCheck

Check # / eCheck ID	Type	Date	Vendor	Name	Amount	Status
						Cleared
					\$91,441.97	
						Outstanding
					\$62,320.54	
						Void
					\$2,195.15	

Accounts Payable Check Register Report - Northview Bank (FLS)-5500290

For The Fiscal Periods Range From 2026-3 To 2026-3

For All Vendors And For Outstanding, Cleared, Voided Checks - Computer Generated, Hand Written, eCheck

Check # / eCheck ID	Type	Date	Vendor	Name	Amount	Status
39225	C	3/4/2026	206	BELLBOY CORP. BAR SUPPLY	\$780.88	C
			Invoice Nbr - Description		GL Account	Amount
			0210616200 - INVENTORY		609.00000.14200	\$471.50
			0210616200 - INVENTORY		609.49750.03330	\$7.50
			0110887500 - INVENTORY		609.00000.14200	\$294.50
			0110887500 - INVENTORY		609.49750.03330	\$7.38
39226	C	3/4/2026	555	BERNICKS	\$5,059.47	C
			Invoice Nbr - Description		GL Account	Amount
			30209288 - INVENTORY		609.49770.02540	\$158.51
			30209289 - CREDIT		609.00000.14200	(\$20.80)
			30209288 - INVENTORY		609.00000.14200	\$45.91
			30209287 - INVENTORY		609.00000.14300	\$30.00
			30209287 - INVENTORY		609.00000.14200	\$4,733.35
			030207314 - INVENTORY		609.00000.14200	\$112.50
39227	C	3/4/2026	7313	C&L DISTRIBUTING	\$255.90	C
			Invoice Nbr - Description		GL Account	Amount
			2257047 - INVENTORY		609.49750.03330	\$5.00
			2257047 - INVENTORY		609.00000.14200	\$250.90
39228	C	3/4/2026	2044	CENTURY LINK	\$176.32	C
			Invoice Nbr - Description		GL Account	Amount
			03042026 - MONTHLY SERVICE		609.49755.03210	\$88.16
			03042026 - MONTHLY SERVICE		609.49775.03210	\$88.16
39229	C	3/4/2026	454	CINTAS CORPORATION	\$63.03	C
			Invoice Nbr - Description		GL Account	Amount
			4261079452 - FACILITY SERVICES		609.49755.04090	\$37.88
			4261079452 - FACILITY SERVICES		609.49775.04090	\$25.15
39230	C	3/4/2026	249	CITY OF HINCKLEY	\$12,532.00	C
			Invoice Nbr - Description		GL Account	Amount
			03042026 - BUDGET TRANSFERS		609.49301.07200	\$10,002.00
			INV-623205 - LATHEM PAYCLOCK		609.49775.03140	\$10.00
			INV-623205 - LATHEM PAYCLOCK		609.49755.03140	\$20.00
			03042026 - BUDGET TRANSFERS		609.49302.07200	\$2,500.00
			INV-623205 - LATHEM PAYCLOCK		609.00000.22810	(\$2.21)
			INV-623205 - LATHEM PAYCLOCK		609.49755.04370	\$1.53
			INV-623205 - LATHEM PAYCLOCK		609.49775.04370	\$0.68
39231	C	3/4/2026	7581	CM2 Supply	\$215.37	C
			Invoice Nbr - Description		GL Account	Amount
			0001148517 - BULK CARBON DIOXIDE		609.49775.02190	\$215.37
39232	C	3/4/2026	856	HEGGIES PIZZA, LLC	\$510.70	C
			Invoice Nbr - Description		GL Account	Amount
			1112615010 - INVENTORY		609.00000.14200	\$510.70

Accounts Payable Check Register Report - Northview Bank (FLS)-5500290

For The Fiscal Periods Range From 2026-3 To 2026-3

For All Vendors And For Outstanding, Cleared, Voided Checks - Computer Generated, Hand Written, eCheck

Check # / eCheck ID	Type	Date	Vendor	Name	Amount	Status
39233	C	3/4/2026	1185	HENRY'S FOODS, INC.	\$816.74	C
			Invoice Nbr - Description		GL Account	Amount
			7204667 - INVENTORY		609.49750.03330	\$12.95
			7204667 - INVENTORY		609.49755.02190	\$105.62
			7204667 - INVENTORY		609.49775.02190	\$111.73
			7204667 - INVENTORY		609.00000.14200	\$466.61
			7204667 - INVENTORY		609.49775.02140	\$119.83
39234	C	3/4/2026	529	JOHNSON BROTHERS LIQUOR CO.	\$13,758.17	C
			Invoice Nbr - Description		GL Account	Amount
			2998687 - INVENTORY		609.49750.03330	\$20.00
			2998687 - INVENTORY		609.00000.14200	\$782.15
			2998686 - INVENTORY		609.00000.14200	\$12,716.02
			2998686 - INVENTORY		609.49750.03330	\$240.00
39235	C	3/4/2026	7222	LOOMIS	\$1,371.20	C
			Invoice Nbr - Description		GL Account	Amount
			13929913 - ARMORED/SMART SAFE/ECESS PREMISE TIME		609.49775.04300	\$274.24
			13929913 - ARMORED/SMART SAFE/ECESS PREMISE TIME		609.49755.04300	\$1,096.96
39236	C	3/4/2026	225	MCDONALD DISTRIBUTING	\$5,691.90	C
			Invoice Nbr - Description		GL Account	Amount
			849423 - INVENTORY		609.00000.14200	\$5,734.70
			849421 - CREDIT		609.00000.14200	(\$126.10)
			849422 - INVENTORY		609.00000.14200	\$46.30
			849423 - INVENTORY		609.00000.14300	\$30.00
			849423 - INVENTORY		609.49750.03330	\$7.00
39237	C	3/4/2026	7572	Midcontinent Communications	\$386.49	C
			Invoice Nbr - Description		GL Account	Amount
			38480520115268 - MONTHLY SERVICE		609.49775.03210	\$258.95
			38480520115268 - MONTHLY SERVICE		609.49755.03210	\$127.54
39238	C	3/4/2026	182	MN LIFE INSURANCE CO.	\$96.85	C
			Invoice Nbr - Description		GL Account	Amount
			13378861-00(609) - MARCH LIFE		609.00000.21709	\$96.85
39239	C	3/4/2026	153	NORTHSTAR MEDIA, INC.	\$25.00	C
			Invoice Nbr - Description		GL Account	Amount
			994016/1941501 - BEST OF SERIES-PRINT		609.49775.03420	\$12.50
			994016/1941501 - BEST OF SERIES-PRINT		609.49755.03420	\$12.50
39240	C	3/4/2026	530	PHILLIPS WINE & SPIRITS, INC.	\$1,009.40	C
			Invoice Nbr - Description		GL Account	Amount
			5133185 - INVENTORY		609.49750.03330	\$4.00
			5133185 - INVENTORY		609.00000.14200	\$53.75
			5133184 - INVENTORY		609.49750.03330	\$14.00
			5133184 - INVENTORY		609.00000.14200	\$937.65

Accounts Payable Check Register Report - Northview Bank (FLS)-5500290

For The Fiscal Periods Range From 2026-3 To 2026-3

For All Vendors And For Outstanding, Cleared, Voided Checks - Computer Generated, Hand Written, eCheck

Check # / eCheck ID	Type	Date	Vendor	Name	Amount	Status
39241	C	3/4/2026	2060	R&S HARDWARE	\$161.77	C
Invoice Nbr - Description					GL Account	Amount
299306 - FIX TAP LINES					609.49775.02210	\$89.29
299673 - DR BOTTOM					609.49775.02230	\$18.43
299737 - LIGHTS					609.49775.02190	\$54.05
39242	C	3/4/2026	876	SANDSTROM'S DISTRIBUTING QUALITY & SERVICE	\$943.67	C
Invoice Nbr - Description					GL Account	Amount
577129 - INVENTORY					609.49750.03330	\$9.95
577129 - INVENTORY					609.00000.14200	\$933.72
39243	C	3/4/2026	375	SCHUBERT & HOEY OUTDOOR ADVERT	\$565.00	C
Invoice Nbr - Description					GL Account	Amount
26927 - SIGN RENTAL					609.49755.03420	\$491.55
26927 - SIGN RENTAL					609.49775.03420	\$73.45
39244	C	3/4/2026	1028	Southern Glazer's Wine and Spirits – Minnesota	\$7,897.84	C
Invoice Nbr - Description					GL Account	Amount
2728790 - INVENTORY					609.00000.14200	\$404.72
2728789 - INVENTORY					609.49750.03330	\$87.19
2728790 - INVENTORY					609.49750.03330	\$8.53
2728789 - INVENTORY					609.00000.14200	\$7,397.40
39245	C	3/4/2026	7595	Vantage Financial, LLC	\$1,720.00	C
Invoice Nbr - Description					GL Account	Amount
116805 - DEPOSIT					609.00000.15530	\$1,720.00
39246	C	3/4/2026	191	VIKING COCA-COLA BOTTLING CO.	\$236.85	C
Invoice Nbr - Description					GL Account	Amount
3874695 - INVENTORY					609.00000.14200	\$236.85
39247	C	3/4/2026	7148	ZIMMER, TABITHA	\$200.00	O
Invoice Nbr - Description					GL Account	Amount
140 - KARAOKE NIGHT					609.49775.03120	\$200.00
39276	C	3/12/2026	369	AFSCME COUNCIL 65	\$138.14	C
Invoice Nbr - Description					GL Account	Amount
03122026(609) - UNION DUES					609.00000.21707	\$138.14
39277	C	3/12/2026	819	AMERICAN BOTTLING COMPANY, INC	\$103.48	C
Invoice Nbr - Description					GL Account	Amount
4615912580 - INVENTORY					609.00000.14200	\$103.48
39278	C	3/12/2026	555	BERNICKS	\$11,472.58	C
Invoice Nbr - Description					GL Account	Amount
30210678 - CREDIT					609.49750.02520	(\$67.42)
30211179 - INVENTORY					609.00000.14200	\$71.40
30210679 - CREDIT					609.00000.14200	(\$9.24)
30210678 - CREDIT					609.00000.14200	(\$19.08)
30210677 - INVENTORY					609.49770.02540	\$354.53

Accounts Payable Check Register Report - Northview Bank (FLS)-5500290

For The Fiscal Periods Range From 2026-3 To 2026-3

For All Vendors And For Outstanding, Cleared, Voided Checks - Computer Generated, Hand Written, eCheck

Check # / eCheck ID	Type	Date	Vendor	Name	Amount	Status	
				30210677 - INVENTORY	609.00000.14200	\$114.74	
				30210676 - INVENTORY	609.00000.14200	\$9,686.15	
				30211193 - INVENTORY	609.00000.14200	\$1,341.50	
39279	C	3/12/2026	919	BREAKTHRU BEVERAGE		\$1,711.80	C
				Invoice Nbr - Description	GL Account	Amount	
				125929472 - INVENTORY	609.00000.14200	\$1,680.50	
				125929472 - INVENTORY	609.49750.03330	\$31.30	
39280	C	3/12/2026	454	CINTAS CORPORATION		\$63.03	C
				Invoice Nbr - Description	GL Account	Amount	
				4261910334 - FACILITY SERVICES	609.49755.04090	\$37.88	
				4261910334 - FACILITY SERVICES	609.49775.04090	\$25.15	
39281	C	3/12/2026	7581	CM2 Supply		\$188.46	C
				Invoice Nbr - Description	GL Account	Amount	
				0000464768 - mff bev carb CO2	609.49775.02190	\$188.46	
39282	C	3/12/2026	557	CRYSTAL SPRINGS ICE		\$148.64	C
				Invoice Nbr - Description	GL Account	Amount	
				02-603717 - INVENTORY	609.49750.03330	\$4.00	
				02-603717 - INVENTORY	609.00000.14200	\$144.64	
39283	C	3/12/2026	132	DAGGETT'S FRESH FOODS		\$93.41	C
				Invoice Nbr - Description	GL Account	Amount	
				00119962 - SUPPLIES	609.49775.02180	\$16.18	
				00329896 - SUPPLIES	609.49775.02180	\$2.59	
				00123255 - SUPPLIES	609.49775.02180	\$15.37	
				00123265 - SUPPLIES	609.49775.02140	\$4.38	
				00057250 - SUPPLIES	609.49775.02180	\$2.59	
				00117994 - SUPPLIES	609.49775.02180	\$27.66	
				00319072 - SUPPLIES	609.49775.02180	\$11.18	
				00117994 - SUPPLIES	609.49775.02140	\$8.28	
				00321446 - SUPPLIES	609.49775.02180	\$2.59	
				00119118 - SUPPLIES	609.49775.02180	\$2.59	
39284	C	3/12/2026	7082	Dahlheimer Beverage		\$2,444.68	C
				Invoice Nbr - Description	GL Account	Amount	
				2711906 - INVENTORY	609.00000.14200	\$2,444.68	
39285	C	3/12/2026	946	FLAHERTY & HOOD, P.A.		\$85.00	C
				Invoice Nbr - Description	GL Account	Amount	
				24758 - LABOR NEGOTIATIONS	609.49775.03040	\$42.50	
				24758 - LABOR NEGOTIATIONS	609.49755.03040	\$42.50	
39286	C	3/12/2026	2023	HEALTH PARTNERS INC.		\$105.65	C
				Invoice Nbr - Description	GL Account	Amount	
				821559232326(609) - APRIL	609.00000.15520	\$105.65	

Accounts Payable Check Register Report - Northview Bank (FLS)-5500290

For The Fiscal Periods Range From 2026-3 To 2026-3

For All Vendors And For Outstanding, Cleared, Voided Checks - Computer Generated, Hand Written, eCheck

Check # / eCheck ID	Type	Date	Vendor	Name	Amount	Status
39287	C	3/12/2026	1185	HENRY'S FOODS, INC.	\$777.84	C
			Invoice Nbr - Description		GL Account	Amount
			7207604 - INVENTORY		609.49750.03330	\$12.95
			7207604 - INVENTORY		609.49775.02190	\$27.03
			7207604 - INVENTORY		609.49775.02180	\$24.88
			7207604 - INVENTORY		609.49755.02190	\$85.04
			7207604 - INVENTORY		609.00000.14200	\$601.00
			7207604 - INVENTORY		609.49775.02140	\$26.94
39288	C	3/12/2026	529	JOHNSON BROTHERS LIQUOR CO.	\$6,376.88	C
			Invoice Nbr - Description		GL Account	Amount
			1003717 - INVENTORY		609.00000.14200	\$762.10
			1003717 - INVENTORY		609.49750.03330	\$20.00
			1003716 - INVENTORY		609.49750.03330	\$94.33
			1003716 - INVENTORY		609.00000.14200	\$5,500.45
39289	C	3/12/2026	385	MATT'S SANITATION-FIREHOUSE	\$222.30	C
			Invoice Nbr - Description		GL Account	Amount
			03122026(609) - MONTHLY SERVICE		609.49775.03840	\$188.95
			03122026(609) - MONTHLY SERVICE		609.49755.03840	\$33.35
39290	C	3/12/2026	225	MCDONALD DISTRIBUTING	\$5,304.60	C
			Invoice Nbr - Description		GL Account	Amount
			850364 - INVENTORY		609.00000.14200	\$5,525.70
			850388 - CREDIT		609.00000.14200	(\$244.40)
			850388 - CREDIT		609.00000.14300	(\$30.00)
			850364 - INVENTORY		609.49750.03330	\$7.00
			850346 - INVENTORY		609.00000.14200	\$46.30
39291	C	3/12/2026	7577	Michaud Distributing	\$51.00	C
			Invoice Nbr - Description		GL Account	Amount
			404247 - INVENTORY		609.00000.14200	\$48.00
			404247 - INVENTORY		609.49750.03330	\$3.00
39292	C	3/12/2026	7497	Milk and Honey Ciders	\$303.00	O
			Invoice Nbr - Description		GL Account	Amount
			17001 - INVENTORY		609.00000.14200	\$303.00
39293	C	3/12/2026	846	MN PEIP	\$1,321.98	C
			Invoice Nbr - Description		GL Account	Amount
			1613998(609) - MN PEIP APRIL		609.00000.15520	\$1,321.98
39294	C	3/12/2026	153	NORTHSTAR MEDIA, INC.	\$25.00	C
			Invoice Nbr - Description		GL Account	Amount
			994674/1942866 - BEST OF SERIES		609.49755.03420	\$12.50
			994674/1942866 - BEST OF SERIES		609.49775.03420	\$12.50
39295	C	3/12/2026	7598	Obodiah Damann	\$50.00	C
			Invoice Nbr - Description		GL Account	Amount
			192 - BINGO HELP		609.49775.03120	\$50.00

Accounts Payable Check Register Report - Northview Bank (FLS)-5500290

For The Fiscal Periods Range From 2026-3 To 2026-3

For All Vendors And For Outstanding, Cleared, Voided Checks - Computer Generated, Hand Written, eCheck

Check # / eCheck ID	Type	Date	Vendor	Name	Amount	Status																					
39296	C	3/12/2026	530	PHILLIPS WINE & SPIRITS, INC.	\$1,877.61	C																					
			<table border="1"> <thead> <tr> <th>Invoice Nbr - Description</th> <th>GL Account</th> <th>Amount</th> </tr> </thead> <tbody> <tr> <td>5136775 - INVENTORY</td> <td>609.49750.03330</td> <td>\$20.00</td> </tr> <tr> <td>5136777 - INVENTORY</td> <td>609.00000.14200</td> <td>\$393.45</td> </tr> <tr> <td>5136776 - INVENTORY</td> <td>609.49750.03330</td> <td>\$24.33</td> </tr> <tr> <td>5136776 - INVENTORY</td> <td>609.00000.14200</td> <td>\$628.00</td> </tr> <tr> <td>5136775 - INVENTORY</td> <td>609.00000.14200</td> <td>\$794.83</td> </tr> <tr> <td>5136777 - INVENTORY</td> <td>609.49750.03330</td> <td>\$17.00</td> </tr> </tbody> </table>		Invoice Nbr - Description	GL Account	Amount	5136775 - INVENTORY	609.49750.03330	\$20.00	5136777 - INVENTORY	609.00000.14200	\$393.45	5136776 - INVENTORY	609.49750.03330	\$24.33	5136776 - INVENTORY	609.00000.14200	\$628.00	5136775 - INVENTORY	609.00000.14200	\$794.83	5136777 - INVENTORY	609.49750.03330	\$17.00		
Invoice Nbr - Description	GL Account	Amount																									
5136775 - INVENTORY	609.49750.03330	\$20.00																									
5136777 - INVENTORY	609.00000.14200	\$393.45																									
5136776 - INVENTORY	609.49750.03330	\$24.33																									
5136776 - INVENTORY	609.00000.14200	\$628.00																									
5136775 - INVENTORY	609.00000.14200	\$794.83																									
5136777 - INVENTORY	609.49750.03330	\$17.00																									
39297	C	3/12/2026	2060	R&S HARDWARE	\$8.47	C																					
			<table border="1"> <thead> <tr> <th>Invoice Nbr - Description</th> <th>GL Account</th> <th>Amount</th> </tr> </thead> <tbody> <tr> <td>300396 - LED 6W</td> <td>609.49775.02190</td> <td>\$8.47</td> </tr> </tbody> </table>		Invoice Nbr - Description	GL Account	Amount	300396 - LED 6W	609.49775.02190	\$8.47																	
Invoice Nbr - Description	GL Account	Amount																									
300396 - LED 6W	609.49775.02190	\$8.47																									
39298	C	3/12/2026	876	SANDSTROM'S DISTRIBUTING QUALITY & SERVICE	\$1,064.39	C																					
			<table border="1"> <thead> <tr> <th>Invoice Nbr - Description</th> <th>GL Account</th> <th>Amount</th> </tr> </thead> <tbody> <tr> <td>577711 - INVENTORY</td> <td>609.00000.14200</td> <td>\$1,046.43</td> </tr> <tr> <td>577711 - INVENTORY</td> <td>609.49750.03330</td> <td>\$9.95</td> </tr> <tr> <td>577711 - INVENTORY</td> <td>609.49755.02190</td> <td>\$4.01</td> </tr> <tr> <td>577711 - INVENTORY</td> <td>609.49775.02190</td> <td>\$4.00</td> </tr> </tbody> </table>		Invoice Nbr - Description	GL Account	Amount	577711 - INVENTORY	609.00000.14200	\$1,046.43	577711 - INVENTORY	609.49750.03330	\$9.95	577711 - INVENTORY	609.49755.02190	\$4.01	577711 - INVENTORY	609.49775.02190	\$4.00								
Invoice Nbr - Description	GL Account	Amount																									
577711 - INVENTORY	609.00000.14200	\$1,046.43																									
577711 - INVENTORY	609.49750.03330	\$9.95																									
577711 - INVENTORY	609.49755.02190	\$4.01																									
577711 - INVENTORY	609.49775.02190	\$4.00																									
39299	C	3/12/2026	1028	Southern Glazer's Wine and Spirits – Minnesota	\$1,981.84	C																					
			<table border="1"> <thead> <tr> <th>Invoice Nbr - Description</th> <th>GL Account</th> <th>Amount</th> </tr> </thead> <tbody> <tr> <td>2731288 - INVENTORY</td> <td>609.49750.03330</td> <td>\$24.80</td> </tr> <tr> <td>2731289 - INVENTORY</td> <td>609.49750.03330</td> <td>\$6.20</td> </tr> <tr> <td>2731288 - INVENTORY</td> <td>609.00000.14200</td> <td>\$1,725.76</td> </tr> <tr> <td>2731289 - INVENTORY</td> <td>609.00000.14200</td> <td>\$225.08</td> </tr> </tbody> </table>		Invoice Nbr - Description	GL Account	Amount	2731288 - INVENTORY	609.49750.03330	\$24.80	2731289 - INVENTORY	609.49750.03330	\$6.20	2731288 - INVENTORY	609.00000.14200	\$1,725.76	2731289 - INVENTORY	609.00000.14200	\$225.08								
Invoice Nbr - Description	GL Account	Amount																									
2731288 - INVENTORY	609.49750.03330	\$24.80																									
2731289 - INVENTORY	609.49750.03330	\$6.20																									
2731288 - INVENTORY	609.00000.14200	\$1,725.76																									
2731289 - INVENTORY	609.00000.14200	\$225.08																									
39300	C	3/12/2026	1177	US BANK EQUIPMENT FINANCE	\$266.67	C																					
			<table border="1"> <thead> <tr> <th>Invoice Nbr - Description</th> <th>GL Account</th> <th>Amount</th> </tr> </thead> <tbody> <tr> <td>576858740 - C320F COPIER</td> <td>609.49755.04130</td> <td>\$266.67</td> </tr> </tbody> </table>		Invoice Nbr - Description	GL Account	Amount	576858740 - C320F COPIER	609.49755.04130	\$266.67																	
Invoice Nbr - Description	GL Account	Amount																									
576858740 - C320F COPIER	609.49755.04130	\$266.67																									
39301	C	3/12/2026	191	VIKING COCA-COLA BOTTLING CO.	\$245.55	C																					
			<table border="1"> <thead> <tr> <th>Invoice Nbr - Description</th> <th>GL Account</th> <th>Amount</th> </tr> </thead> <tbody> <tr> <td>3889230 - INVENTORY</td> <td>609.00000.14200</td> <td>\$245.55</td> </tr> </tbody> </table>		Invoice Nbr - Description	GL Account	Amount	3889230 - INVENTORY	609.00000.14200	\$245.55																	
Invoice Nbr - Description	GL Account	Amount																									
3889230 - INVENTORY	609.00000.14200	\$245.55																									
39302	C	3/12/2026	647	WINE MERCHANTS	\$523.60	C																					
			<table border="1"> <thead> <tr> <th>Invoice Nbr - Description</th> <th>GL Account</th> <th>Amount</th> </tr> </thead> <tbody> <tr> <td>7556245 - INVENTORY</td> <td>609.00000.14200</td> <td>\$513.60</td> </tr> <tr> <td>7556245 - INVENTORY</td> <td>609.49750.03330</td> <td>\$10.00</td> </tr> </tbody> </table>		Invoice Nbr - Description	GL Account	Amount	7556245 - INVENTORY	609.00000.14200	\$513.60	7556245 - INVENTORY	609.49750.03330	\$10.00														
Invoice Nbr - Description	GL Account	Amount																									
7556245 - INVENTORY	609.00000.14200	\$513.60																									
7556245 - INVENTORY	609.49750.03330	\$10.00																									
39303	C	3/12/2026	7148	ZIMMER, TABITHA	\$200.00	O																					
			<table border="1"> <thead> <tr> <th>Invoice Nbr - Description</th> <th>GL Account</th> <th>Amount</th> </tr> </thead> <tbody> <tr> <td>141 - KARAOKE NIGHT</td> <td>609.49775.03120</td> <td>\$200.00</td> </tr> </tbody> </table>		Invoice Nbr - Description	GL Account	Amount	141 - KARAOKE NIGHT	609.49775.03120	\$200.00																	
Invoice Nbr - Description	GL Account	Amount																									
141 - KARAOKE NIGHT	609.49775.03120	\$200.00																									
39304	C	3/18/2026	7160	ADAM'S PEST CONTROL , INC	\$61.42	C																					
			<table border="1"> <thead> <tr> <th>Invoice Nbr - Description</th> <th>GL Account</th> <th>Amount</th> </tr> </thead> <tbody> <tr> <td>4380999 - Prevention Plus</td> <td>609.49775.04090</td> <td>\$30.71</td> </tr> <tr> <td>4380999 - Prevention Plus</td> <td>609.49755.04090</td> <td>\$30.71</td> </tr> </tbody> </table>		Invoice Nbr - Description	GL Account	Amount	4380999 - Prevention Plus	609.49775.04090	\$30.71	4380999 - Prevention Plus	609.49755.04090	\$30.71														
Invoice Nbr - Description	GL Account	Amount																									
4380999 - Prevention Plus	609.49775.04090	\$30.71																									
4380999 - Prevention Plus	609.49755.04090	\$30.71																									

Accounts Payable Check Register Report - Northview Bank (FLS)-5500290

For The Fiscal Periods Range From 2026-3 To 2026-3

For All Vendors And For Outstanding, Cleared, Voided Checks - Computer Generated, Hand Written, eCheck

Check # / eCheck ID	Type	Date	Vendor	Name	Amount	Status
39305	C	3/18/2026	976	AMAZON CAPITAL SERVICES, INC.	\$203.42	C
		Invoice Nbr - Description		GL Account	Amount	
		1714-P46T-J9DL - LIGHTS		609.49755.02190	\$203.42	
39306	C	3/18/2026	206	BELLBOY CORP. BAR SUPPLY	\$765.32	C
		Invoice Nbr - Description		GL Account	Amount	
		0300790900 - INVENTORY		609.49750.03330	\$2.50	
		0300790900 - INVENTORY		609.00000.14200	\$84.00	
		0210746400 - INVENTORY		609.00000.14200	\$640.15	
		0110930200 - INVENTORY		609.00000.14200	\$23.50	
		0110930200 - INVENTORY		609.49750.03330	\$2.67	
		0210746400 - INVENTORY		609.49750.03330	\$12.50	
39307	C	3/18/2026	555	BERNICKS	\$10,570.80	C
		Invoice Nbr - Description		GL Account	Amount	
		30211851 - INVENTORY		609.00000.14200	\$7,782.75	
		30211851 - INVENTORY		609.00000.14300	\$30.00	
		30211852 - INVENTORY		609.00000.14200	\$124.51	
		30212518 - credit		609.49750.02520	(\$95.55)	
		30211852 - INVENTORY		609.49770.02540	\$82.69	
		30212519 - INVENTORY		609.00000.14200	\$512.00	
		30212517 - INVENTORY		609.00000.14200	\$27.65	
		30212516 - INVENTORY		609.00000.14200	\$2,106.75	
39308	C	3/18/2026	919	BREAKTHRU BEVERAGE	\$1,210.39	C
		Invoice Nbr - Description		GL Account	Amount	
		126035501 - INVENTORY		609.00000.14200	\$1,169.69	
		126035501 - INVENTORY		609.49750.03330	\$40.70	
39309	C	3/18/2026	7313	C&L DISTRIBUTING	\$284.90	C
		Invoice Nbr - Description		GL Account	Amount	
		2264036 - INVENTORY		609.00000.14200	\$279.90	
		2264036 - INVENTORY		609.49750.03330	\$5.00	
39310	C	3/18/2026	454	CINTAS CORPORATION	\$190.87	C
		Invoice Nbr - Description		GL Account	Amount	
		4262674737 - Facility Services		609.49755.04090	\$105.18	
		4262674737 - Facility Services		609.49775.04090	\$85.69	
39311	C	3/18/2026	7082	Dahlheimer Beverage	\$680.00	C
		Invoice Nbr - Description		GL Account	Amount	
		2720179 - INVENTORY		609.00000.14300	\$30.00	
		2720179 - INVENTORY		609.00000.14200	\$650.00	
39312	C	3/18/2026	856	HEGGIES PIZZA, LLC	\$598.30	C
		Invoice Nbr - Description		GL Account	Amount	
		1112628011 - INVENTORY		609.00000.14200	\$598.30	
39313	C	3/18/2026	1185	HENRY'S FOODS, INC.	\$772.77	C
		Invoice Nbr - Description		GL Account	Amount	

Accounts Payable Check Register Report - Northview Bank (FLS)-5500290

For The Fiscal Periods Range From 2026-3 To 2026-3

For All Vendors And For Outstanding, Cleared, Voided Checks - Computer Generated, Hand Written, eCheck

Check # / eCheck ID	Type	Date	Vendor	Name	Amount	Status	
				7210280 - INVENTORY	609.49775.02140	\$76.20	
				7210280 - INVENTORY	609.49775.02190	\$84.43	
				7210280 - INVENTORY	609.49750.03330	\$12.95	
				7210280 - INVENTORY	609.49755.02190	\$50.89	
				7210280 - INVENTORY	609.00000.14200	\$548.30	
39314	C	3/18/2026	529	JOHNSON BROTHERS LIQUOR CO.		\$1,976.83	C
				Invoice Nbr - Description	GL Account	Amount	
				1008202 - INVENTORY	609.49750.03330	\$18.33	
				1008201 - INVENTORY	609.00000.14200	\$1,313.07	
				1008201 - INVENTORY	609.49750.03330	\$32.83	
				1008202 - INVENTORY	609.00000.14200	\$612.60	
39315	C	3/18/2026	225	MCDONALD DISTRIBUTING		\$3,978.35	C
				Invoice Nbr - Description	GL Account	Amount	
				851344 - INVENTORY	609.49750.03330	\$7.00	
				851344 - INVENTORY	609.00000.14200	\$4,504.55	
				851344 - INVENTORY	609.00000.14300	\$60.00	
				851343 - CREDIT	609.00000.14300	(\$90.00)	
				851343 - CREDIT	609.00000.14200	(\$503.20)	
39316	C	3/18/2026	7521	New France Wine Company, Inc.		\$184.50	C
				Invoice Nbr - Description	GL Account	Amount	
				266429 - INVENTORY	609.00000.14200	\$180.00	
				266429 - INVENTORY	609.49750.03330	\$4.50	
39317	C	3/18/2026	153	NORTHSTAR MEDIA, INC.		\$730.00	C
				Invoice Nbr - Description	GL Account	Amount	
				995207/1943827 - BEST OF SERIES - SPRAK PRINT/DIGITAL	609.49755.03420	\$472.00	
				995207/1943827 - BEST OF SERIES - SPRAK PRINT/DIGITAL	609.49775.03420	\$233.00	
				995207/1943828 - BEST OF SERIES - SPRAK PRINT	609.49755.03420	\$12.50	
				995207/1943828 - BEST OF SERIES - SPRAK PRINT	609.49775.03420	\$12.50	
39318	C	3/18/2026	7598	Obodiah Damann		\$50.00	C
				Invoice Nbr - Description	GL Account	Amount	
				102 - BINGO HELP	609.49775.03120	\$50.00	
39319	C	3/18/2026	530	PHILLIPS WINE & SPIRITS, INC.		\$14,624.04	C
				Invoice Nbr - Description	GL Account	Amount	
				5140294 - INVENTORY	609.00000.14200	\$46.20	
				5140294 - INVENTORY	609.49750.03330	\$2.00	
				5140293 - INVENTORY	609.49750.03330	\$20.66	
				5140293 - INVENTORY	609.00000.14200	\$636.95	
				5140292 - INVENTORY	609.00000.14200	\$13,751.00	
				5140292 - INVENTORY	609.49750.03330	\$167.23	

Accounts Payable Check Register Report - Northview Bank (FLS)-5500290

For The Fiscal Periods Range From 2026-3 To 2026-3

For All Vendors And For Outstanding, Cleared, Voided Checks - Computer Generated, Hand Written, eCheck

Check # / eCheck ID	Type	Date	Vendor	Name	Amount	Status
39320	C	3/18/2026	876	SANDSTROM'S DISTRIBUTING QUALITY & SERVICE	\$945.24	C
			Invoice Nbr - Description		GL Account	Amount
			578455 - INVENTORY		609.00000.14200	\$902.88
			578455 - INVENTORY		609.49750.03330	\$9.95
			578455 - INVENTORY		609.49755.02190	\$16.75
			578455 - INVENTORY		609.49775.02190	\$15.66
39321	C	3/18/2026	1028	Southern Glazer's Wine and Spirits – Minnesota	\$6,053.09	C
			Invoice Nbr - Description		GL Account	Amount
			2733935 - INVENTORY		609.00000.14200	\$5,575.39
			2733934 - INVENTORY		609.49750.03330	\$10.85
			2733935 - INVENTORY		609.49750.03330	\$76.92
			2733934 - INVENTORY		609.00000.14200	\$389.93
39322	C	3/18/2026	7402	Tyler Jack Music	\$500.00	C
			Invoice Nbr - Description		GL Account	Amount
			006 - LIVE MUSIC ON 3/21/26		609.49775.03120	\$500.00
39323	C	3/18/2026	7076	WM CORPORATE SERVICES INC.	\$134.28	C
			Invoice Nbr - Description		GL Account	Amount
			1815139-4812-3 - Monthly Service		609.49755.03840	\$67.14
			1815139-4812-3 - Monthly Service		609.49775.03840	\$67.14
39324	C	3/18/2026	7148	ZIMMER, TABITHA	\$200.00	O
			Invoice Nbr - Description		GL Account	Amount
			142 - karaoke night		609.49775.03120	\$200.00
39325	C	3/25/2026	369	AFSCME COUNCIL 65	\$129.04	O
			Invoice Nbr - Description		GL Account	Amount
			03242026(609) - UNION DUES		609.00000.21707	\$129.04
39326	C	3/25/2026	555	BERNICKS	\$10,051.38	O
			Invoice Nbr - Description		GL Account	Amount
			30213037 - INVENTORY		609.00000.14200	\$7,177.05
			30213558 - INVENTORY		609.49750.02510	\$50.00
			30213561 - CREDIT		609.00000.14200	(\$60.10)
			30213559 - INVENTORY		609.00000.14200	\$2,209.10
			30213558 - INVENTORY		609.00000.14200	\$517.50
			30213559 - INVENTORY		609.00000.14300	\$30.00
			30213036 - INVENTORY		609.00000.14200	\$71.34
			30213560 - INVENTORY		609.00000.14200	\$106.49
			30213560 - INVENTORY		609.49750.02510	(\$50.00)
39327	C	3/25/2026	454	CINTAS CORPORATION	\$63.03	O
			Invoice Nbr - Description		GL Account	Amount
			4263434159 - FACILITY SERVICES		609.49755.04090	\$37.88
			4263434159 - FACILITY SERVICES		609.49775.04090	\$25.15
39328	C	3/25/2026	7082	Dahlheimer Beverage	\$1,568.00	C
			Invoice Nbr - Description		GL Account	Amount

Accounts Payable Check Register Report - Northview Bank (FLS)-5500290

For The Fiscal Periods Range From 2026-3 To 2026-3

For All Vendors And For Outstanding, Cleared, Voided Checks - Computer Generated, Hand Written, eCheck

Check # / eCheck ID	Type	Date	Vendor	Name	Amount	Status
				2725274 - INVENTORY	609.00000.14200	\$1,568.00
39329	C	3/25/2026	1185	HENRY'S FOODS, INC.		\$786.71 C
				Invoice Nbr - Description	GL Account	Amount
				7212932 - INVENTORY	609.49775.02190	\$13.76
				7212932 - INVENTORY	609.00000.14200	\$726.82
				7212932 - INVENTORY	609.49750.03330	\$12.95
				7212932 - INVENTORY	609.49755.02190	\$29.77
				7212932 - INVENTORY	609.49775.02140	\$3.41
39330	C	3/25/2026	529	JOHNSON BROTHERS LIQUOR CO.		\$4,158.26 O
				Invoice Nbr - Description	GL Account	Amount
				1012678 - INVENTORY	609.49750.03330	\$19.50
				1012678 - INVENTORY	609.00000.14200	\$794.18
				1012677 - INVENTORY	609.00000.14200	\$3,282.58
				1012677 - INVENTORY	609.49750.03330	\$62.00
39331	C	3/25/2026	225	MCDONALD DISTRIBUTING		\$13,601.65 O
				Invoice Nbr - Description	GL Account	Amount
				852309 - INVENTORY	609.00000.14200	\$12,022.05
				852309 - INVENTORY	609.49750.03330	\$7.00
				852308 - INVENTORY	609.00000.14200	\$1,572.60
39332	C	3/25/2026	7577	Michaud Distributing		\$34.60 O
				Invoice Nbr - Description	GL Account	Amount
				404469 - INVENTORY	609.00000.14200	\$31.60
				404469 - INVENTORY	609.49750.03330	\$3.00
39333	C	3/25/2026	908	NORTHERN DRAFT		\$80.00 O
				Invoice Nbr - Description	GL Account	Amount
				12804 - DRAFT BEER LINE CLEANING	609.49775.04090	\$80.00
39334	C	3/25/2026	7598	Obodiah Damann		\$50.00 O
				Invoice Nbr - Description	GL Account	Amount
				103 - BINGO HELP	609.49775.03120	\$50.00
39335	C	3/25/2026	530	PHILLIPS WINE & SPIRITS, INC.		\$5,086.90 C
				Invoice Nbr - Description	GL Account	Amount
				5143834 - INVENTORY	609.49750.03330	\$8.17
				5143835 - INVENTORY	609.49750.03330	\$2.00
				5143834 - INVENTORY	609.00000.14200	\$231.98
				5143833 - INVENTORY	609.49750.03330	\$120.00
				5143833 - INVENTORY	609.00000.14200	\$4,671.50
				5143835 - INVENTORY	609.00000.14200	\$53.25
39336	C	3/25/2026	2060	R&S HARDWARE		\$115.95 O
				Invoice Nbr - Description	GL Account	Amount
				300694 - BATTERY	609.49755.02190	\$27.91
				301411 - ICE BIN PUMP	609.49775.02210	\$88.04

Accounts Payable Check Register Report - Northview Bank (FLS)-5500290

For The Fiscal Periods Range From 2026-3 To 2026-3

For All Vendors And For Outstanding, Cleared, Voided Checks - Computer Generated, Hand Written, eCheck

Check # / eCheck ID	Type	Date	Vendor	Name	Amount	Status
39337	C	3/25/2026	876	SANDSTROM'S DISTRIBUTING QUALITY & SERVICE	\$864.84	C
Invoice Nbr - Description					GL Account	Amount
579284 - INVENTORY					609.00000.14200	\$846.88
579284 - INVENTORY					609.49750.03330	\$9.95
579284 - INVENTORY					609.49755.02190	\$8.01
39338	C	3/25/2026	1028	Southern Glazer's Wine and Spirits – Minnesota	\$2,346.21	C
Invoice Nbr - Description					GL Account	Amount
2736414 - INVENTORY					609.00000.14200	\$1,706.56
2736414 - INVENTORY					609.49750.03330	\$26.97
2736415 - INVENTORY					609.00000.14200	\$600.28
2736415 - INVENTORY					609.49750.03330	\$12.40
39339	C	3/25/2026	7595	Vantage Financial, LLC	\$3,693.70	C
Invoice Nbr - Description					GL Account	Amount
119229 - EQUIPMENT CONTRACT CHARGE					609.49775.04370	\$53.66
119230 - EQUIPMENT CONTRACT CHARGE					609.49775.04370	\$53.66
119230 - EQUIPMENT CONTRACT CHARGE					609.49775.06120	\$113.31
119230 - EQUIPMENT CONTRACT CHARGE					609.49755.04370	\$73.19
119230 - EQUIPMENT CONTRACT CHARGE					609.00000.22600	\$1,452.12
119229 - EQUIPMENT CONTRACT CHARGE					609.49775.06120	\$113.31
119229 - EQUIPMENT CONTRACT CHARGE					609.49755.04370	\$73.19
119229 - EQUIPMENT CONTRACT CHARGE					609.00000.22600	\$1,452.12
119230 - EQUIPMENT CONTRACT CHARGE					609.49755.06120	\$154.57
119229 - EQUIPMENT CONTRACT CHARGE					609.49755.06120	\$154.57
39340	C	3/25/2026	1022	VC3, Inc	\$1,025.55	O
Invoice Nbr - Description					GL Account	Amount
INV3567277VC3 - APC BATTERY					609.00000.22810	(\$12.91)
VC3-242215(609) - CW SERVICE AGREEMENT					609.49755.03090	\$486.03
INV3567277VC3 - APC BATTERY					609.49755.04370	\$12.91
INV3567277VC3 - APC BATTERY					609.49755.02210	\$175.00
VC3-242215(609) - CW SERVICE AGREEMENT					609.49775.03090	\$364.52
39341	C	3/25/2026	7148	ZIMMER, TABITHA	\$200.00	O
Invoice Nbr - Description					GL Account	Amount
143 - KARAOKE NIGHT					609.49775.03120	\$200.00
39342	C	3/26/2026	175	LEDIN & HOFSTAD, LTD	\$237.50	O
Invoice Nbr - Description					GL Account	Amount
11513 - VANTAGE FINANCIAL REVIEW LEASE DOCUMENTS					609.49775.03040	\$100.50
11513 - VANTAGE FINANCIAL REVIEW LEASE DOCUMENTS					609.49755.03040	\$137.00
ADT SECURITY SERVICES	E	3/25/2026	927	ADT SECURITY SERVICES	\$567.81	C
Invoice Nbr - Description					GL Account	Amount
1198931432 - Bar Video/QSP					609.49775.04300	\$169.35
1199112089 - Store-Bar Alarm/Store Video					609.49755.04300	\$302.82

Accounts Payable Check Register Report - Northview Bank (FLS)-5500290

For The Fiscal Periods Range From 2026-3 To 2026-3

For All Vendors And For Outstanding, Cleared, Voided Checks - Computer Generated, Hand Written, eCheck

Check # / eCheck ID	Type	Date	Vendor	Name	Amount	Status	
				1199112089 - Store-Bar Alarm/Store Video	609.49775.04300	\$47.82	
				1199112089 - Store-Bar Alarm/Store Video	609.49755.04300	\$47.82	
CITY OF HINCKLEY	E	3/4/2026	249	CITY OF HINCKLEY		\$192.12	C
			Invoice Nbr - Description		GL Account	Amount	
			02192026 - W&S Utilities ACH		609.49755.03820	\$38.42	
			02192026 - W&S Utilities ACH		609.49775.03820	\$153.70	
HEALTH EQUITY	E	3/12/2026	7143	HEALTH EQUITY		\$490.86	C
			Invoice Nbr - Description		GL Account	Amount	
			QJIHZEZ - H S A CONTRIBUTION		609.00000.21715	\$490.86	
IRS EFTPS	E	3/12/2026	7107	IRS EFTPS		\$2,995.09	C
			Invoice Nbr - Description		GL Account	Amount	
			33275054 - FEDERAL WITHHOLDING		609.00000.21703	\$2,155.70	
			33275054 - FEDERAL WITHHOLDING		609.00000.21701	\$839.39	
IRS EFTPS	E	3/25/2026	7107	IRS EFTPS		\$2,940.57	C
			Invoice Nbr - Description		GL Account	Amount	
			23081960 - FEDERAL WITHHOLDING		609.00000.21701	\$819.05	
			23081960 - FEDERAL WITHHOLDING		609.00000.21703	\$2,121.52	
MN DEFERRED COMPENSATION PLAN	E	3/12/2026	1082	MN DEFERRED COMPENSATION PLAN		\$360.00	C
			Invoice Nbr - Description		GL Account	Amount	
			609-003092026 - DEFERRED COMP		609.00000.21705	\$360.00	
MN DEFERRED COMPENSATION PLAN	E	3/25/2026	1082	MN DEFERRED COMPENSATION PLAN		\$360.00	C
			Invoice Nbr - Description		GL Account	Amount	
			609-003232026 - DEFFERED COMP		609.00000.21705	\$360.00	
MN Dept of Human Services	E	3/12/2026	7109	MN Dept of Human Services		\$371.48	C
			Invoice Nbr - Description		GL Account	Amount	
			0309260199 - CHILD SUPPORT		609.00000.21714	\$371.48	
MN Dept of Human Services	E	3/25/2026	7109	MN Dept of Human Services		\$371.48	C
			Invoice Nbr - Description		GL Account	Amount	
			0323260235 - CHILD SUPPORT		609.00000.21714	\$371.48	
MN DEPT OF REVENUE	E	3/12/2026	111	MN DEPT OF REVENUE		\$471.55	C
			Invoice Nbr - Description		GL Account	Amount	
			0-952-258-528 - STATE WITHHOLDING		609.00000.21702	\$471.55	
MN DEPT OF REVENUE	E	3/12/2026	111	MN DEPT OF REVENUE		\$163.07	C
			Invoice Nbr - Description		GL Account	Amount	
			1-646-802-912 - wage levy		609.00000.21714	\$163.07	

Accounts Payable Check Register Report - Northview Bank (FLS)-5500290

For The Fiscal Periods Range From 2026-3 To 2026-3

For All Vendors And For Outstanding, Cleared, Voided Checks - Computer Generated, Hand Written, eCheck

Check # / eCheck ID	Type	Date	Vendor	Name	Amount	Status															
MN DEPT OF REVENUE	E	3/25/2026	111	MN DEPT OF REVENUE	\$19,774.00	C															
			<table border="1"> <thead> <tr> <th>Invoice Nbr - Description</th> <th>GL Account</th> <th>Amount</th> </tr> </thead> <tbody> <tr> <td>0-826-961-888 - SALES & USE TAX</td> <td>609.49775.04370</td> <td>(\$7.65)</td> </tr> <tr> <td>0-826-961-888 - SALES & USE TAX</td> <td>609.49755.04370</td> <td>(\$52.48)</td> </tr> <tr> <td>0-826-961-888 - SALES & USE TAX</td> <td>609.00000.22810</td> <td>\$36.39</td> </tr> <tr> <td>0-826-961-888 - SALES & USE TAX</td> <td>609.00000.22800</td> <td>\$19,797.74</td> </tr> </tbody> </table>		Invoice Nbr - Description	GL Account	Amount	0-826-961-888 - SALES & USE TAX	609.49775.04370	(\$7.65)	0-826-961-888 - SALES & USE TAX	609.49755.04370	(\$52.48)	0-826-961-888 - SALES & USE TAX	609.00000.22810	\$36.39	0-826-961-888 - SALES & USE TAX	609.00000.22800	\$19,797.74		
Invoice Nbr - Description	GL Account	Amount																			
0-826-961-888 - SALES & USE TAX	609.49775.04370	(\$7.65)																			
0-826-961-888 - SALES & USE TAX	609.49755.04370	(\$52.48)																			
0-826-961-888 - SALES & USE TAX	609.00000.22810	\$36.39																			
0-826-961-888 - SALES & USE TAX	609.00000.22800	\$19,797.74																			
MN DEPT OF REVENUE	E	3/25/2026	111	MN DEPT OF REVENUE	\$482.47	C															
			<table border="1"> <thead> <tr> <th>Invoice Nbr - Description</th> <th>GL Account</th> <th>Amount</th> </tr> </thead> <tbody> <tr> <td>0-281-931-744 - STATE WITHHOLDING</td> <td>609.00000.21702</td> <td>\$482.47</td> </tr> </tbody> </table>		Invoice Nbr - Description	GL Account	Amount	0-281-931-744 - STATE WITHHOLDING	609.00000.21702	\$482.47											
Invoice Nbr - Description	GL Account	Amount																			
0-281-931-744 - STATE WITHHOLDING	609.00000.21702	\$482.47																			
MN DEPT OF REVENUE	E	3/25/2026	111	MN DEPT OF REVENUE	\$163.07	C															
			<table border="1"> <thead> <tr> <th>Invoice Nbr - Description</th> <th>GL Account</th> <th>Amount</th> </tr> </thead> <tbody> <tr> <td>1-112-272-864 - WAGE LEVY</td> <td>609.00000.21714</td> <td>\$163.07</td> </tr> </tbody> </table>		Invoice Nbr - Description	GL Account	Amount	1-112-272-864 - WAGE LEVY	609.00000.21714	\$163.07											
Invoice Nbr - Description	GL Account	Amount																			
1-112-272-864 - WAGE LEVY	609.00000.21714	\$163.07																			
MN ENERGY RESOURCES	E	3/12/2026	634	MN ENERGY RESOURCES	\$1,033.76	C															
			<table border="1"> <thead> <tr> <th>Invoice Nbr - Description</th> <th>GL Account</th> <th>Amount</th> </tr> </thead> <tbody> <tr> <td>5816637783 - Gas Utility ACH</td> <td>609.49775.03830</td> <td>\$733.97</td> </tr> <tr> <td>5816637783 - Gas Utility ACH</td> <td>609.49755.03830</td> <td>\$299.79</td> </tr> </tbody> </table>		Invoice Nbr - Description	GL Account	Amount	5816637783 - Gas Utility ACH	609.49775.03830	\$733.97	5816637783 - Gas Utility ACH	609.49755.03830	\$299.79								
Invoice Nbr - Description	GL Account	Amount																			
5816637783 - Gas Utility ACH	609.49775.03830	\$733.97																			
5816637783 - Gas Utility ACH	609.49755.03830	\$299.79																			
MN ENERGY RESOURCES	E	3/25/2026	634	MN ENERGY RESOURCES	\$575.23	O															
			<table border="1"> <thead> <tr> <th>Invoice Nbr - Description</th> <th>GL Account</th> <th>Amount</th> </tr> </thead> <tbody> <tr> <td>5855131875 - Electric Utility ACH</td> <td>609.49755.03830</td> <td>\$166.82</td> </tr> <tr> <td>5855131875 - Electric Utility ACH</td> <td>609.49775.03830</td> <td>\$408.41</td> </tr> </tbody> </table>		Invoice Nbr - Description	GL Account	Amount	5855131875 - Electric Utility ACH	609.49755.03830	\$166.82	5855131875 - Electric Utility ACH	609.49775.03830	\$408.41								
Invoice Nbr - Description	GL Account	Amount																			
5855131875 - Electric Utility ACH	609.49755.03830	\$166.82																			
5855131875 - Electric Utility ACH	609.49775.03830	\$408.41																			
MN PERA	E	3/12/2026	7108	MN PERA	\$1,904.76	C															
			<table border="1"> <thead> <tr> <th>Invoice Nbr - Description</th> <th>GL Account</th> <th>Amount</th> </tr> </thead> <tbody> <tr> <td>840939 - PERA</td> <td>609.00000.21704</td> <td>\$1,904.76</td> </tr> </tbody> </table>		Invoice Nbr - Description	GL Account	Amount	840939 - PERA	609.00000.21704	\$1,904.76											
Invoice Nbr - Description	GL Account	Amount																			
840939 - PERA	609.00000.21704	\$1,904.76																			
MN PERA	E	3/25/2026	7108	MN PERA	\$1,836.52	C															
			<table border="1"> <thead> <tr> <th>Invoice Nbr - Description</th> <th>GL Account</th> <th>Amount</th> </tr> </thead> <tbody> <tr> <td>842902 - PERA</td> <td>609.00000.21704</td> <td>\$1,836.52</td> </tr> </tbody> </table>		Invoice Nbr - Description	GL Account	Amount	842902 - PERA	609.00000.21704	\$1,836.52											
Invoice Nbr - Description	GL Account	Amount																			
842902 - PERA	609.00000.21704	\$1,836.52																			
MN POWER-CITY/FLS	E	3/4/2026	181	MN POWER-CITY/FLS	\$2,512.90	C															
			<table border="1"> <thead> <tr> <th>Invoice Nbr - Description</th> <th>GL Account</th> <th>Amount</th> </tr> </thead> <tbody> <tr> <td>093179130071 - Electric Utility ACH</td> <td>609.49755.03810</td> <td>\$728.74</td> </tr> <tr> <td>093179130071 - Electric Utility ACH</td> <td>609.49775.03810</td> <td>\$1,784.16</td> </tr> </tbody> </table>		Invoice Nbr - Description	GL Account	Amount	093179130071 - Electric Utility ACH	609.49755.03810	\$728.74	093179130071 - Electric Utility ACH	609.49775.03810	\$1,784.16								
Invoice Nbr - Description	GL Account	Amount																			
093179130071 - Electric Utility ACH	609.49755.03810	\$728.74																			
093179130071 - Electric Utility ACH	609.49775.03810	\$1,784.16																			
TOAST, INC.	E	3/4/2026	7475	TOAST, INC.	\$447.39	C															
			<table border="1"> <thead> <tr> <th>Invoice Nbr - Description</th> <th>GL Account</th> <th>Amount</th> </tr> </thead> <tbody> <tr> <td>INV8883983 - Monthly Software Subscription</td> <td>609.00000.22810</td> <td>(\$33.00)</td> </tr> <tr> <td>INV8883983 - Monthly Software Subscription</td> <td>609.49775.04370</td> <td>\$33.00</td> </tr> <tr> <td>INV8883983 - Monthly Software Subscription</td> <td>609.49775.03140</td> <td>\$447.39</td> </tr> </tbody> </table>		Invoice Nbr - Description	GL Account	Amount	INV8883983 - Monthly Software Subscription	609.00000.22810	(\$33.00)	INV8883983 - Monthly Software Subscription	609.49775.04370	\$33.00	INV8883983 - Monthly Software Subscription	609.49775.03140	\$447.39					
Invoice Nbr - Description	GL Account	Amount																			
INV8883983 - Monthly Software Subscription	609.00000.22810	(\$33.00)																			
INV8883983 - Monthly Software Subscription	609.49775.04370	\$33.00																			
INV8883983 - Monthly Software Subscription	609.49775.03140	\$447.39																			

Accounts Payable Check Register Report - Northview Bank (FLS)-5500290

For The Fiscal Periods Range From 2026-3 To 2026-3

For All Vendors And For Outstanding, Cleared, Voided Checks - Computer Generated, Hand Written, eCheck

Check # / eCheck ID	Type	Date	Vendor	Name	Amount	Status
						Cleared
					\$187,226.93	
						Outstanding
					\$31,225.19	
						Void
					\$0.00	

Accounts Payable Check Register Report - Northview Bank (EDA)-1109024

For The Fiscal Periods Range From 2026-3 To 2026-3

For All Vendors And For Outstanding, Cleared, Voided Checks - Computer Generated, Hand Written, eCheck

Check # / eCheck ID	Type	Date	Vendor	Name	Amount	Status
2250	C	3/16/2026	132	DAGGETT'S FRESH FOODS	\$67.26	O
Invoice Nbr - Description					GL Account	Amount
00338973 - 3/10/26 EDA Lunch Meeting					700.46500.02190	\$67.26
					Cleared	\$0.00
					Outstanding	\$67.26
					Void	\$0.00

City of Hinckley
Payroll Check Register

For The Date Range From 3/1/2026 To 3/31/2026

For All Employees And For Outstanding, Cleared, Voided Checks

Check No.	Date	Name	Transaction Type	Amount	Status
R534E9	3/9/2026	Armstrong, George B	eCheck	\$634.86	C
12444	3/9/2026	Malpass, Charlotte H	Check	\$421.95	C
R534E105	3/9/2026	Olson, Delaney L	eCheck	\$525.44	C
R534E102	3/9/2026	Larson, Cheyanna N	eCheck	\$417.16	C
R534E57	3/9/2026	Bramer, Michael W	eCheck	\$243.40	C
R534E17	3/9/2026	Myrvold, Lavonne K	eCheck	\$640.06	C
R534E16	3/9/2026	Martin, Rebecca A	eCheck	\$708.05	C
R534E15	3/9/2026	Lindner, Kimberly K	eCheck	\$893.06	C
R534E14	3/9/2026	LaBarre, Robert R	eCheck	\$403.32	C
R534E10	3/9/2026	Bottelson, Kristen K	eCheck	\$320.57	C
R534E8	3/9/2026	Taggart, Phillip B	eCheck	\$1,490.73	C
R534E5	3/9/2026	Grinsteinner, Leanne	eCheck	\$660.92	C
R532E80	3/9/2026	Jackson, Leah M	eCheck	\$501.70	C
R532E80	3/9/2026	Jackson, Leah M	eCheck	\$1,450.00	C
R532E70	3/9/2026	Vork, Branden J	eCheck	\$1,420.73	C
R532E58	3/9/2026	Hosler, Kristy L	eCheck	\$1,246.29	C
R532E45	3/9/2026	Perry, Mark	eCheck	\$2,011.53	C
R532E17	3/9/2026	Myrvold, Lavonne K	eCheck	\$153.27	C
R532E7	3/9/2026	Kohler, Travis L	eCheck	\$1,891.58	C
R532E1	3/9/2026	Barmettler, Thomas M	eCheck	\$2,053.55	C
R534E13	3/9/2026	King, Sharon M	eCheck	\$207.53	C
R535E56	3/23/2026	Hopkins, Judy M	eCheck	\$137.86	C
R535E24	3/23/2026	Zeman, Donald	eCheck	\$238.97	C
R535E20	3/23/2026	Burkhardt, Tim	eCheck	\$183.82	C
R536E97	3/23/2026	Hendrix, Brian V	eCheck	\$317.34	C
R537E105	3/23/2026	Olson, Delaney L	eCheck	\$729.52	C
R537E102	3/23/2026	Larson, Cheyanna N	eCheck	\$283.21	C
R537E57	3/23/2026	Bramer, Michael W	eCheck	\$338.73	C
R537E17	3/23/2026	Myrvold, Lavonne K	eCheck	\$639.14	C
R537E16	3/23/2026	Martin, Rebecca A	eCheck	\$718.04	C
R537E15	3/23/2026	Lindner, Kimberly K	eCheck	\$919.34	C
R537E14	3/23/2026	LaBarre, Robert R	eCheck	\$398.04	C
R537E10	3/23/2026	Bottelson, Kristen K	eCheck	\$338.64	C
R537E9	3/23/2026	Armstrong, George B	eCheck	\$629.74	C
R535E21	3/23/2026	Frank, John A	eCheck	\$137.86	C
R537E5	3/23/2026	Grinsteinner, Leanne	eCheck	\$659.91	C
R537E106	3/23/2026	Malpass, Charlotte H	eCheck	\$454.80	C
R536E96	3/23/2026	Jerry, Tiffany R	eCheck	\$182.22	C
R536E80	3/23/2026	Jackson, Leah M	eCheck	\$1,450.00	C
R536E80	3/23/2026	Jackson, Leah M	eCheck	\$508.60	C
R536E70	3/23/2026	Vork, Branden J	eCheck	\$1,714.59	C
R536E58	3/23/2026	Hosler, Kristy L	eCheck	\$1,240.32	C
R536E45	3/23/2026	Perry, Mark	eCheck	\$2,032.33	C
R536E17	3/23/2026	Myrvold, Lavonne K	eCheck	\$120.96	C

City of Hinckley
Payroll Check Register
For The Date Range From 3/1/2026 To 3/31/2026
For All Employees And For Outstanding, Cleared, Voided Checks

Check No.	Date	Name	Transaction Type	Amount	Status
R536E7	3/23/2026	Kohler, Travis L	eCheck	\$2,331.31	C
R536E1	3/23/2026	Barmettler, Thomas M	eCheck	\$2,186.55	C
R535E76	3/23/2026	Scharpnick, Jace D	eCheck	\$137.86	C
R537E8	3/23/2026	Taggart, Phillip B	eCheck	\$1,492.03	C
			Total	\$38,817.43	



March 4, 2026

Leaha Jackson, City Administrator
City of Hinckley
106 1st St SE
Hinckley, MN 55037-2209

Hello Leaha,

As we look ahead to spring, I hope this note finds you ready for the brighter days to come. Even with a little winter left, we're already imagining those first wildflowers appearing—small bursts of color that signal renewal, hope, and the promise of growth.

Wildflowers are known for their resilience and their ability to flourish in unexpected places. Your generosity works much the same way. With every gift, you plant seeds that strengthen Central Minnesota—helping ideas take root, and nurturing the foundations of a vibrant, thriving region.

As we celebrate the Initiative Foundation's 40th anniversary, we're especially grateful. For four decades, you have helped us respond to community needs and invest in transformative work. We hope these seeds serve as a small reminder of the impact you make possible—beauty that spreads outward and grows over time.

Thank you for continuing to nurture Central Minnesota's future. Together, we're helping communities flourish for generations to come.

Warm regards,

Carl Newbanks
Vice President of Philanthropy
Initiative Foundation

P.S. More good things are blooming in Central Minnesota! We hope you can join us for one of our 40th anniversary gatherings in Big Lake, Braham, Foley and Nisswa to celebrate. Details can be found at ifound.org.



Initiative
FOUNDATION

40 years of investing in
your good ideas

Thank you for coordinating the support from your city. Please extend our appreciation to your mayor and city council as well. We hope you can join us at one of our upcoming 40th anniversary events this year!

May 13, Northern Hollow Winery in Foley
Sept. 22, Lupulin Brewery in Big Lake

June 10, Braham Event Center in Braham
Oct. 1, Nature Link Resort in Nisswa