

**AGENDA**  
**PARKS AND RECREATION COMMISSION**  
**DOWNTOWN ANAHEIM COMMUNITY CENTER**  
**250 E. CENTER ST., ANAHEIM, CA 92805**  
**January 28, 2026 – 6:00 p.m.**

**COMMISSIONERS**

CarlottaRhea Clark, Chair  
Greg Martin, Vice Chair  
Jim Cook  
Bill Couture  
Tony Flores  
Robert Ryan  
Fred Sigala, Jr.

**STAFF**

Sjany Larson-Cash, Director  
Anaheim Sporn, Deputy Director  
JJ Jimenez, Parks Manager  
Ana Straabe, Principal Project Planner  
Kamila Rodriguez, Senior Secretary

**EX-OFFICIO MEMBERS**

Jose Paolo Magcalas, Anaheim Union High School District  
Luis Flores, Centralia School District  
Andrea Yamasaki, Orange Unified School District  
Paul Juarez, Placentia Yorba Linda Unified School District  
Christina Karanick, Savanna Elementary School District  
Juan Gabriel Alvarez, Anaheim Elementary School District  
Patricia Soave, Magnolia School District

**PUBLIC PARTICIPATION / SPECIAL NOTE TO OUR GUESTS AND VISITORS**

If you desire to address the Commission, you will have 3 minutes when called upon under Agenda Item #3, Unscheduled Public Communication. In addition, members of the public can submit comments electronically for the Parks and Recreation Commission's consideration by sending them to [krdriguez1@anaheim.net](mailto:krdriguez1@anaheim.net). **To ensure distribution to the Parks and Recreation Commission prior to consideration of the agenda, please submit comments prior to 12:00 p.m., the day of the meeting.** Those comments, as well as any comments received after 12:00 p.m., will be distributed to the Parks and Recreation Commissioners and will be made part of the official public record of the meeting. Contact [Kamila Rodriguez at krdriguez1@anaheim.net](mailto:Kamila.Rodriguez@anaheim.net) with any questions.

1. CALL TO ORDER
2. PLEDGE OF ALLEGIANCE
3. UNSCHEDULED PUBLIC COMMUNICATION
4. SCHEDULED COMMUNICATION
5. APPROVAL OF THE MINUTES:
  - a) December 3, 2025
6. REPORTS
  - a) Park Ranger Report – November/December 2025
  - b) Recreation, Human & Neighborhood Services Activity Report – October/November 2025
  - c) Parks Activity Report – November/December 2025
  - d) Parks Capital Project Progress Report
7. INFORMATIONAL ITEMS
8. ADJOURNMENT – The next meeting will be held on **February 25, 2026 at 6:00 p.m. – Brookhurst Community Center**

All agenda items and backup materials are available for review at the Community Services Department and Anaheim.net. Any writings or documents provided to a majority of the Parks and Recreation Commission regarding any items on this agenda (other than writings legally exempt from public disclosure) will be made available for public inspection in the Community Services Offices, 200 S. Anaheim Blvd., 4<sup>th</sup> Floor, Anaheim, CA 92805, during regular business hours.

If requested, the agenda and backup materials will be made available in appropriate alternative formats to persons with a disability, as required by Sec. 202 of the Americans with Disabilities Act of 1990 (42 U.S.C. Sec. 12132) and the federal rules and regulations adopted in implementation thereof.

Any person who requires a disability-related modification or accommodation, including auxiliary aids or services, in order to observe and/or offer public comment may request such reasonable modification, accommodation, aid, or service by contacting the Community Services Department at 200 S. Anaheim Blvd., 4<sup>th</sup> Floor, Anaheim CA or by telephone at (714) 765-5155, no later than 10:00 AM on the day preceding the scheduled meeting.

***Commission Members: Please notify Kamila Rodriguez with your attendance status no later than Tuesday, January 27th at 12:00 p.m. at [krdriguez1@anaheim.net](mailto:krdriguez1@anaheim.net) or (714) 765-5155.***

## MINUTES

**PARKS AND RECREATION COMMISSION  
CITY HALL – COUNCIL CHAMBERS  
200 S. ANAHEIM BLVD., ANAHEIM, CA 92805  
December 3, 2025 – 6:00 p.m.**

### **COMMISSIONERS PRESENT:**

CarlottaRhea Clark, Chair  
Greg Martin, Vice Chair  
Jim Cook  
Bill Couture  
Tony Flores  
Robert Ryan  
Fred Sigala, Jr.

### **STAFF PRESENT:**

Sjany Larson-Cash, Director  
Anaheim Sporn, Community Services Manager  
JJ Jimenez, Parks Manager  
Kamila Rodriguez, Senior Secretary

### **STAFF ABSENT:**

Ana Straabe, Principal Project Planner

## **AGENDA**

## **ACTION TAKEN**

---

1. **CALL TO ORDER:** Chair Clark called the meeting to order at 6:02 p.m.
2. **PLEDGE OF ALLEGIANCE:** Chair Clark introduced Girl Scout Troop 7164 to lead the Pledge of Allegiance.
3. **UNSCHEDULED PUBLIC COMMUNICATION:** Mazatl Tepehyolotzin advocated for local indigenous representation on the upcoming mural at Center Greens. Art Castillo emphasized the importance of respecting local history by representing Tongva and indigenous culture in the upcoming mural at Center Greens.
4. **SCHEDULED COMMUNICATION:** None.
5. **APPROVAL OF THE MINUTES:** Chair Clark presented the October 22, 2025 Minutes for changes or corrections. Vice Chair Martin made a motion to accept the Minutes, seconded by Commissioner Sigala. The motion was approved with two abstentions and five votes in favor. Chair Clark accepted the Minutes.
6. **REPORTS:**
  - a) **Park Ranger Report – October:** Anaheim Sporn presented the report, noting that September and October reflected similar statistics, which she attributed to comparable weather conditions and local students remaining in school. She also observed a slight increase in patrol counts from September, likely due to a higher number of Ranger training programs that resulted in staff being present in parks more frequently. Additionally, she highlighted an anticipated slight decrease in curfew advisements as cooler weather approaches during the winter season. She further noted that the elevated number of curfew advisements at Twila Reid Park was confirmed to be the result of pickleball court use occurring after park hours. Finally, she explained that a decrease in public contacts from 2024 was expected due to a correction in the reporting requirements for this category.
  - a) **Parks Activity Report – September/October:** JJ Jimenez presented the report, highlighting wood chip replenishment and field renovations in the Brookhurst Sector. In the Boysen Sector, he noted the continued beautification efforts at Edison Park in partnership with local volunteer groups. He also reported on wood chip replenishment and facility improvements in the La Palma Sector, as well as the completion of the Olive Hills tennis court resurfacing project in the Peralta sector. JJ reviewed the range of community events attended by TreePower staff, who engaged with residents to share information about the program and its offerings. Lastly, he noted that the Facility Scheduling team supported Blood Cancer United's "Light the Night" fundraiser at Ronald Reagan Park on October 18, which was highly attended by the community.

Commissioner Couture thanked the TreePower staff for their attendance and activities provided at the annual Fall Festival.

Commissioner Sigala thanked staff for the new benches at Maxwell Park.

Questions were answered regarding the use of sand in turf renovation.

- b) Parks Capital Project Progress Report: JJ Jimenez presented the report, beginning with an update on the Boysen Park Refresh Project. He noted that City Council will soon consider the award of a design contract for Phase 2 of the project. He then highlighted the upcoming City Council consideration of a construction contract award for the Brookhurst Splash Pad Project, which is anticipated to begin construction in early 2026 and be completed by summer 2026. JJ also noted the addition of a new project to the report addressing Energy Field Improvements. Lastly, he provided updates on the OC River Walk Project, for which City Council will consider approval of the Environmental Impact Report (EIR) and a Memorandum of Understanding with the Orange County Water District.

Questions were answered regarding considerations for the use of artificial versus natural turf.

7. **INFORMATIONAL ITEMS:**

- a) Center Greens Mural: JJ Jimenez presented a brief overview of the final design for the Center Greens Mural.
- b) 2026 Meeting Schedule: Sjany Larson-Cash presented the 2026 Parks & Recreation Commission meeting schedule which was accepted by the Commission.
- c) Other: Anaheim Sporn presented the 2026 Winter Activity Guide and highlighted the upcoming Nutcracker Holiday Village and Tree Lighting on Sunday, December 7 as well as upcoming tree lighting events at Ponderosa Park and Twila Reid Park.

8. **ADJOURNMENT**: Chair Clark adjourned the meeting at 6:44 p.m.

City of Anaheim-Park Ranger Patrol Statistics Time Period: November 2025

Area	Patrols	Patrons	Public Contacts	Public Assists	Curfew	Alcohol	Possible Substance Abuse	Parking Notice	Vehicle	Dog Off Leash	Vendors	Syringe	Skate Boarding	Coyote	E-Bike	Other
Aloe Greens Park	34	373	73	0	0	0	0	0	0	0	0	0	0	0	0	0
Anaheim Coves	174	765	260	1	6	0	0	0	0	1	0	0	0	1	0	0
Anaheim Hills Elementary	36	82	20	0	0	0	0	0	0	0	0	0	0	0	0	0
Anaheim Wetlands	11	5	0	0	0	0	0	0	0	0	0	0	0	0	0	0
Barton Park	96	433	81	1	0	0	0	0	0	0	1	0	0	0	0	0
Betsy Ross Park	88	624	50	0	14	28	0	1	0	0	0	0	0	0	0	0
Boysen Park	119	1,553	300	6	2	1	0	1	0	4	0	0	0	0	0	0
Brookhurst Park	104	476	31	0	17	0	0	0	0	3	0	0	13	0	0	0
Canyon Rim Park	90	510	38	0	0	0	0	0	0	0	0	0	0	0	0	0
Center Greens Park	75	1,447	271	0	29	0	0	0	0	2	0	0	296	0	0	0
Chaparral Park	174	2,419	239	1	25	0	0	0	0	7	0	0	3	0	0	0
Circle Park	10	6	1	0	0	0	0	0	0	0	0	0	0	0	0	0
Citrus/A.A.C.	23	107	16	0	3	0	0	0	0	1	0	0	0	0	0	0
Colony Park	14	66	0	0	0	0	0	0	0	0	0	0	0	0	0	0
Colony Square Park	45	26	18	0	5	0	0	0	0	0	0	1	0	0	0	0
Coral Tree Park	11	10	1	0	0	0	0	0	0	0	0	0	0	0	0	0
Cottonwood Park	10	1	1	0	0	0	0	0	0	0	0	0	0	0	0	0
Deer Canyon Nature Preserve	71	53	13	0	0	0	0	0	0	0	0	0	0	2	0	0
Edison Park	144	1,592	274	1	59	11	1	0	1	5	0	0	0	0	0	0
Edison Trail	3	31	0	0	0	0	0	0	0	0	0	0	0	0	0	0
Energy Field	84	96	23	0	4	0	1	0	0	0	0	0	0	0	0	0
Eucalyptus Park	93	279	30	0	0	0	0	0	0	2	0	0	0	0	3	0
Founders Park	56	130	58	0	2	0	0	0	0	0	0	0	0	0	0	0
George Washington Park	44	235	38	0	2	0	4	0	0	0	0	0	0	0	0	0
Hansen Park	45	25	4	0	0	0	0	0	0	2	0	0	0	0	0	0
Imperial Park	38	128	8	0	0	0	0	0	0	0	0	0	0	0	0	0
Jacaranda Park	23	74	18	0	0	0	0	0	0	0	0	0	0	0	0	0
John Marshall Park	145	1,534	268	2	35	10	0	2	1	5	0	0	0	0	0	0
Juarez Park	126	661	131	0	1	0	0	0	0	8	0	0	0	0	3	0
Julianna Park	27	15	11	0	0	0	0	0	0	0	0	0	0	0	0	0
La Palma Park	97	781	169	0	4	0	0	0	0	4	0	0	0	0	0	0
Lincoln Park	33	108	13	0	24	0	0	0	0	0	0	0	0	0	0	0
Little Peoples Park	21	65	3	0	3	0	0	0	0	0	0	0	0	0	0	0
Magnolia Park	23	51	11	0	0	0	0	0	0	0	0	0	0	0	0	0
Manzanita Park (Skate Park)	98	1,031	97	0	35	4	4	0	0	0	0	0	384	0	0	0

City of Anaheim-Park Ranger Patrol Statistics Time Period: November 2025

Area	Patrols	Patrons	Public Contacts	Public Assists	Curfew	Alcohol	Possible Substance Abuse	Parking Notice	Vehicle	Dog Off Leash	Vendors	Syringe	Skate Boarding	Coyote	E-Bike	Other
Maxwell Park	150	2,498	216	2	31	0	0	2	0	7	4	0	0	0	0	0
Miraloma Family Resource Center	65	109	20	0	0	2	0	0	0	0	0	0	0	0	0	0
Modjeska Park	121	2,239	114	0	10	0	0	0	1	2	0	0	0	0	3	0
Oak Canyon Nature Center	88	469	67	0	0	0	0	0	0	0	0	0	0	0	0	0
Oak Park	7	0	0	0	0	0	0	0	0	0	0	0	0	0	0	0
Olive Hills Park	97	165	25	0	0	0	0	0	0	0	0	0	0	0	0	0
Palm Lane Park (Skate Park)	92	414	30	1	1	30	0	0	0	5	0	0	119	0	0	0
Paul Revere Park	13	41	1	0	0	0	0	0	0	0	0	0	0	0	0	0
Pearson Park	141	2,492	192	1	8	0	11	0	0	1	0	0	0	0	0	0
Pelanconi Park	26	50	24	0	1	0	0	0	0	0	0	0	0	0	0	0
Peralta Canyon Park	115	1,008	50	1	0	0	0	0	0	2	0	0	0	0	0	0
Peter Marshall Park	37	166	53	0	0	0	0	0	0	0	0	0	0	0	0	0
Pioneer Park	128	1,238	97	0	8	3	0	0	0	3	0	0	0	0	0	0
Ponderosa Park (Skate Park)	102	1,403	257	0	0	0	3	0	1	0	2	0	397	0	0	0
Rio Vista Park	106	429	57	0	5	11	0	0	0	0	0	0	0	0	0	0
Riverdale Park	101	806	78	0	6	0	1	0	0	0	0	0	0	1	0	0
Ronald Reagan Park	107	1,519	101	0	13	0	0	0	0	0	0	0	1	0	0	0
Sage Park	116	857	117	0	4	15	0	0	0	0	3	0	0	0	0	0
Schweitzer Park (Skate Park)	99	648	103	0	11	1	3	0	0	1	0	1	0	0	5	0
Stoddard Park	123	1,088	87	0	19	10	3	0	0	1	0	0	0	0	1	0
Sycamore Park	62	213	39	0	0	0	0	0	0	0	0	0	0	0	0	0
Twila Reid Park	159	3,397	195	0	46	4	4	1	0	5	0	0	0	0	0	0
Walnut Grove Park	121	615	120	0	5	1	1	0	0	1	0	0	0	0	0	0
West Anaheim Skate Park	28	10	0	0	4	0	0	0	0	0	0	0	0	0	0	0
West Anaheim Youth Center	76	199	93	0	0	0	0	0	0	0	0	0	0	0	0	0
Willow Park	98	574	36	0	3	8	0	0	0	1	0	0	0	0	0	0
Yorba Regional Park	97	849	110	0	8	0	0	0	0	2	0	0	0	0	0	0

<b>Total November 2025</b>	4,760	39,288	4,851	17	453	139	36	7	4	75	10	2	1,213	4	15	0
<b>Total October 2025</b>	4,805	54,531	6,516	21	538	118	51	10	23	62	24	0	1,328	2	18	0
<b>Total November 2024</b>	3,846	49,618	20,748	18	217	212	71	9	18	90	50	0	1,437	0	0	0

<b>Difference November 2025-October 2025</b>	-45	-15,243	-1,665	-4	-85	21	-15	-3	-19	13	-14	2	-115	2	-3	0
<b>Difference November 2025-November 2024</b>	914	-10,330	-15,897	-1	236	-73	-35	-2	-14	-15	-40	2	-224	4	15	0

City of Anaheim-Park Ranger Patrol Statistics Time Period: December 2025

Area	Patrols	Patrons	Public Contacts	Public Assists	Curfew	Alcohol	Possible Substance Abuse	Parking Notice	Vehicle	Dog Off Leash	Vendors	Syringe	Skate Boarding	Coyote	E-Bike	Other
Aloe Greens Park	52	519	67	0	0	0	0	0	0	1	0	0	0	0	0	0
Anaheim Accessibility Center	52	13	0	0	0	0	0	0	0	0	0	0	0	0	0	0
Anaheim Coves	216	697	318	1	10	0	1	0	0	1	0	0	0	3	0	0
Anaheim Hills Elementary	22	27	0	0	0	0	0	0	0	0	0	0	0	0	0	0
Anaheim Wetlands	10	12	0	0	0	0	0	0	0	0	0	0	0	0	0	0
Barton Park	122	497	93	0	0	0	0	0	0	1	0	0	0	0	0	0
Betsy Ross Park	103	817	67	0	8	10	0	1	0	0	4	0	0	0	0	0
Boysen Park	168	1,139	116	3	57	0	0	1	0	8	0	0	0	0	0	0
Brookhurst Park	120	771	60	0	12	3	3	0	0	11	1	0	44	0	0	0
Canyon Rim Park	93	658	63	0	0	0	0	0	0	1	0	0	0	0	3	0
Center Greens Park	109	1,972	243	0	41	0	2	1	0	0	0	0	534	0	0	0
Chaparral Park	210	1,925	189	0	43	2	0	0	0	5	0	0	2	0	0	0
Circle Park	15	10	1	0	0	0	0	0	0	0	0	0	0	0	0	0
Citrus Park	34	257	13	0	6	0	0	0	0	0	0	0	0	0	0	0
Colony Park	17	19	7	0	1	0	0	0	0	0	0	0	0	2	0	0
Colony Square Park	36	21	4	2	0	0	0	0	0	0	0	0	0	0	0	0
Coral Tree Park	13	4	0	0	0	0	0	0	0	0	0	0	0	0	0	0
Cottonwood Park	16	5	0	0	0	0	0	0	0	0	0	0	0	0	0	0
Deer Canyon Nature Preserve	64	100	23	0	0	0	0	0	0	1	0	0	0	0	3	0
Edison Park	142	1,117	271	0	49	6	3	0	0	4	0	0	1	0	0	0
Edison Trail	1	2	2	0	0	0	0	0	0	0	0	0	0	0	0	0
Energy Field	101	178	63	0	3	0	0	0	0	0	0	0	0	0	0	0
Eucalyptus Park	101	679	101	0	0	0	0	0	0	7	0	0	0	10	7	0
Founders Park	95	134	23	0	9	0	0	0	0	0	0	0	0	0	0	0
George Washington Park	105	458	65	0	8	1	14	0	0	0	0	0	0	0	5	0
Hansen Park	36	34	16	0	0	0	0	0	0	1	0	0	0	0	0	0
Imperial Park	36	105	20	0	0	0	0	0	0	3	0	0	0	0	0	0
Jacaranda Park	33	67	17	0	0	0	0	0	1	0	0	0	0	0	0	0
John Marshall Park	148	1,179	103	0	56	0	0	0	0	2	0	0	0	0	1	0
Juarez Park	188	641	64	0	7	0	0	0	0	5	1	0	0	0	0	0
Julianna Park	33	61	16	0	1	8	0	0	0	0	0	0	0	0	0	0
La Palma Park	101	802	122	0	7	0	1	0	0	0	0	0	0	0	0	0
Lincoln Park	31	176	9	0	4	0	1	0	0	0	0	0	0	0	0	0
Little Peoples Park	23	58	1	0	3	0	0	0	0	0	0	0	0	1	0	0
Magnolia Park	19	8	5	0	0	0	0	0	0	0	0	0	0	0	0	0
Manzanita Park (Skate Park)	110	1,580	58	0	29	22	0	0	0	3	0	0	756	0	0	0

City of Anaheim-Park Ranger Patrol Statistics Time Period: December 2025

Area	Patrols	Patrons	Public Contacts	Public Assists	Curfew	Alcohol	Possible Substance Abuse	Parking Notice	Vehicle	Dog Off Leash	Vendors	Syringe	Skate Boarding	Coyote	E-Bike	Other
Maxwell Park	162	2,814	244	0	79	10	4	2	0	10	3	0	0	0	0	0
Miraloma Family Resource Center	67	360	105	0	2	0	0	0	0	0	0	0	3	0	0	0
Modjeska Park	158	2,151	162	0	35	2	0	2	2	11	0	0	0	0	4	0
Oak Canyon Nature Center	77	265	96	0	0	0	0	0	0	0	0	0	0	0	0	0
Oak Park	3	0	0	0	0	0	0	0	0	0	0	0	0	0	0	0
Olive Hills Park	84	257	49	0	0	0	0	0	0	0	0	0	0	0	0	0
Palm Lane Park	45	142	28	2	0	0	0	0	0	1	0	0	20	0	0	0
Palm Lane Skate Park	42	37	5	0	2	0	0	0	0	0	0	0	10	0	0	0
Paul Revere Park	6	21	0	0	0	0	0	0	0	0	0	0	0	0	0	0
Pearson Park	168	3,157	80	2	50	5	5	0	0	3	0	0	0	0	1	0
Pelanconi Park	37	82	0	0	0	0	1	0	0	0	0	0	0	0	0	0
Peralta Canyon Park	100	697	51	0	0	0	0	0	1	7	0	0	0	0	7	0
Peter Marshall Park	51	217	55	0	0	0	0	0	0	2	0	0	0	0	0	0
Pioneer Park	118	908	84	0	10	2	1	0	0	3	0	0	3	0	0	0
Ponderosa Park (Skate Park)	110	1,523	124	0	36	1	5	0	1	1	5	0	0	0	0	0
Rio Vista Park	137	616	69	0	2	8	1	0	0	3	0	0	0	0	0	0
Riverdale Park	94	828	64	0	14	7	0	0	0	2	1	0	0	0	0	0
Ronald Reagan Park	109	952	106	0	22	0	0	0	0	11	0	0	0	0	0	0
Sage Park	129	883	109	0	0	0	0	0	0	0	0	0	0	0	0	0
Schweitzer Park (Skate Park)	106	1,087	126	0	14	5	5	0	0	5	0	0	23	0	0	0
Stoddard Park	140	954	68	0	11	0	0	0	0	6	0	0	0	0	0	0
Sycamore Park	87	410	59	0	0	0	0	0	0	3	0	0	0	0	0	0
Twila Reid Park	158	4,518	509	2	111	33	5	0	3	4	0	0	0	0	1	0
Walnut Grove Park	155	654	113	0	8	1	10	0	0	6	0	0	0	0	3	0
West Anaheim Skate Park	31	8	0	0	0	0	0	0	0	0	0	0	8	0	0	0
West Anaheim Youth Center	76	129	74	0	0	0	0	0	0	0	0	0	0	0	0	0
Willow Park	133	667	18	0	12	0	0	0	0	0	0	0	0	0	0	0
Yorba Regional Park	85	1,228	184	0	9	0	0	0	0	2	0	0	0	0	0	0

<b>Total December 2025</b>	5,443	42,307	4,802	12	771	126	62	7	8	134	15	0	1,404	16	35	0
<b>Total November 2025</b>	4,760	39,288	4,851	17	453	139	36	7	4	75	10	2	1,213	4	15	0
<b>Total December 2024</b>	4,518	35,447	17,119	35	248	62	36	2	14	69	22	2	1,727	1	0	0

<b>Difference December 2025-November 2025</b>	683	3,019	-49	-5	318	-13	26	0	4	59	5	-2	191	12	20	0
<b>Difference December 2025-December 2024</b>	925	6,860	-12,317	-23	523	64	26	5	-6	65	-7	-2	-323	15	35	0

**RECREATION AND HUMAN & NEIGHBORHOOD SERVICES DIVISIONS  
ACTIVITY REPORT  
OCTOBER – NOVEMBER 2025**

---

**RECREATION SERVICES**

---

**HALLOWEEN PARADE & FALL FESTIVAL**

2025 marked the 102<sup>nd</sup> Fall Festival and 101<sup>st</sup> Halloween Parade! Both events, held on Saturday, October 25, were vibrant celebrations of Anaheim's community spirit. The festival was held at its new location at Center Greens and featured live entertainment, costume contests, kids' crafts, food vendors, and local artists. The Community Services Department hosted the kiddie costume contest which had 142 participants competing across multiple age categories, including a family category, for the grand prize of Disneyland tickets.

Thousands of spectators also enjoyed the 101<sup>st</sup> Halloween Parade, showcasing community groups, school bands, floats, and special entries created by four City departments – City Administration, Community Services, Public Works and Public Utilities. The success of these cherished events was made possible by Anaheim Fall Festival Committee volunteers and the City of Anaheim Community Services Department.



**TINY TOTS**

The Tiny Tots Academy held its third annual Trunk or Treat event on Friday, October 17 at the Peralta Recreation Center. This event brought together all Tiny Tots participants from each of the three classroom sites – Brookhurst Community Center, Peralta Recreation Center, and East Anaheim Community Center – for a day filled with costumes, decorations, and fun. Staff and parents decorated their cars and passed out candy.



## **CENTER GALLERY**

In November, the Center Gallery hosted its first Employee Art Showcase, which was on display from November 8 through January 6. The special showcase was created to celebrate creativity within the City of Anaheim and provide employees with an opportunity to share their artistic talents. Over 20 applications were received from various City departments.

As a celebration of the exhibit's opening, Center Gallery hosted a lunchtime reception on November 13, welcoming colleagues, friends, and family to enjoy pastries, beverages, and other refreshments while viewing the amazing artwork on display. Hosting the showcase at Center Gallery created a meaningful space for participating artists and colleagues to come together and celebrate.



## **OAK CANYON NATURE CENTER**

In October and November, programs such as Thursday Tales & Trails, Beginner Archery, Day Camp, and Night Hikes continued providing successful nature-based programming. During these months, the Tales and Trails program hosted 144 participants.

The annual Acorn Festival was held on October 26. This cultural event celebrated Native American heritage and the traditional practices that have shaped our region with activities such as live music, dancing, traditional crafts like acorn preparation and weaving. This event, organized in partnership with local groups like Natives4Nature, brought the community together to honor Indigenous peoples and traditions.



---

## **HUMAN & NEIGHBORHOOD SERVICES**

---

### **OLDER ADULTS**

The Older Adults Program proudly hosted a Veteran's Day Celebration on Thursday, November 6 at the Brookhurst Community Center. This meaningful event honored our local veterans and recognized their service and sacrifice.

The celebration was made possible through valued partnerships with Meals on Wheels OC and the American Veterans Assistance Group, which provides essential support, resources, and assistance to veterans. As part of the program, certificates of appreciation were presented to individual veterans in recognition of their dedication and contributions.



## **DIA DE LOS MUERTOS**

Dia de Los Muertos - “A Night of Community & Culture” is a one-night event hosted in Downtown Anaheim that provides residents with an opportunity to celebrate an evening out with family and friends. This event began in 2015 as a fundraiser for Project S.A.Y. (Support Anaheim’s Youth) with 250 parents in attendance. Since then, the event has grown exponentially and drew close to 5,000 attendees last year. The 2025 Dia de Los Muertos “A Night of Community & Culture” event took place on Friday, October 24, at Center Greens. The event is a collaborative effort between the Anaheim Community Services Department, the Anaheim Community Foundation, Project S.A.Y., local school districts, and other community partners.

Dia de Los Muertos, or Day of the Dead, is a traditional Mexican holiday that traces back hundreds of years and combines the cultures of indigenous people of Mexico with that of European immigrants who first arrived in the Americas over 500 years ago. The traditional holiday focuses on the gathering of family and friends to honor and remember loved ones who have passed on through the creation of colorful altars that celebrate life and include photos, food, drinks, flowers, candles, and other worldly possessions once held by the dearly departed.



**City of Anaheim - Parks Division**  
**ACTIVITY REPORT**  
**November and December 2025**

***Parks Division Mission Statement: To enrich the quality of life of individuals, families, and the community by providing excellent parks, trails, and recreational facilities through outstanding customer service, sustainable environmental practices and strong employee development and commitment.***

***The Parks Division, Maintenance and Operations Section is comprised of the Boysen Sector (South Central Anaheim), La Palma Sector (North Central Anaheim), Peralta Sector (East Anaheim), and Brookhurst Sector (West Anaheim), TreePower and Facility Scheduling. Work is performed throughout all sectors by a combination of Parks Division employees and contracted forces.***

**BROOKHURST SECTOR**

***Parks and areas of responsibility include: Barton, Brookhurst, Brookhurst Community Center, Brookhurst Skate Park, Chaparral, Circle, Energy, Hansen, John Marshall, Maxwell, Modjeska, Palm Lane, Peter Marshall, Ponderosa, Ross, Schweitzer, Stoddard, Twila Reid and Willow.***

**Top Highlights:**

- Staff installed wood chips in the John Marshall Park play area.
- Staff repaired play area equipment at Barton and Betsy Ross Park.
- Staff conducted field and turf renovations at Brookhurst, Delphi, and Palm Lane Park.



---

## **BOYSEN SECTOR**

*Parks and areas of responsibility include: Anaheim Coves, Boysen, Central Yard, Citrus, Colony, Cottonwood, Edison, Juarez, Lincoln, Little Peoples, Miraloma, Paul Revere, Pioneer, Rio Vista, Tree Yard and Walnut Grove.*

---

### **Top Highlights:**

- Staff installed a new park rules sign in the Boysen Park South Parking Lot.
- In collaboration with Love Anaheim, staff installed wood chips at Pioneer and Walnut Grove play areas.
- Staff conducted renovation of the Boysen baseball field by verticutting, fertilizing, and seeding.



---

## **LA PALMA SECTOR**

*Parks and areas of responsibility include: Center Greens, Colony Square, Downtown Community Center, Downtown Skate Park, Founders, George Washington, Glover Stadium, Julianna, La Palma, La Palma Dog Park, Manzanita, Martin Recreation Center, Pearson, Pearson Pool, Pearson Tennis Courts, Sage and Swan Parking Lot.*

---

### **Top Highlights:**

- Staff replaced two benches, two barbecue grills, basketball nets, and reseeded the outfield at Pearson Park.
- Staff installed trash receptacles at Julianna, Manzanita, and Sage Park.
- Staff painted steel fencing at Julianna Park and the restroom facility at Manzanita Park.



---

## **PERALTA SECTOR**

*Parks and areas of responsibility include: Canyon Rim, Deer Canyon, Equestrian Trails, Eucalyptus, Fairmont Site, Imperial, Oak, Oak Canyon Nature Center, Olive Hills Tennis Courts, Olive Hills Dog Park, Pelanconi, Peralta, Pinney Recreation Center, Riverdale, Ronald Reagan, Roosevelt, Sycamore, Wetlands and Yorba.*

---

### **Top Highlights:**

- Staff repaired and replaced damaged fencing at the Oak Canyon Nature Center.
- Staff repaired damaged fencing and installed new fencing at Imperial Park.
- Staff repainted handrails and tennis court walls at Olive Hills Park.



---

## **TREEPOWER PROGRAM**

*Coordinates the placement of trees on private property throughout the City with the goal of reducing energy consumption through the cooling of structures of shade.*

---

### **Top Highlights:**

- TreePower staff conducted 35 appointments, sited 19 trees, and delivered 23 trees to residents.
- TreePower staff celebrated the holidays with a booth showcasing available fruit tree varieties at the 31st Annual Nutcracker Christmas Tree Lighting & Holiday Village on December 7.



---

## **FACILITY SCHEDULING**

*Coordinates the usage of athletic fields, picnic shelters, open space areas, and special events.*

---

### **Top Highlights:**

- Mercury Events hosted a Turkey Trot 5k and Fun Run at Yorba Regional Park on Thursday, November 27<sup>th</sup>.
- Orange County Community Youth Soccer League began their playoffs at Trident Field on Saturday, December 20<sup>th</sup>.
- AUHSD Football returned to Glover Stadium on Thursday and Friday nights. Anaheim High School competed in the CIF Semi-Final game on Friday, November 21<sup>st</sup>.

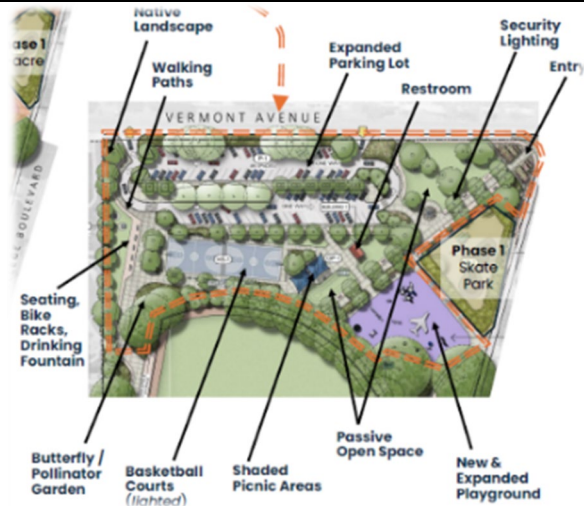


**COMMUNITY SERVICES CAPITAL PROJECTS PROGRESS REPORT - As of January 22, 2026**

	<b>PROJECT</b>	<b>SCOPE</b>	<b>FUNDING ACTIVITY</b>	<b>RECENT ACCOMPLISHMENTS</b>	<b>NEXT STEPS</b>
1	<b>Boysen Park Refresh – Phase 1</b> 951 S. State College Blvd.  PM: Ana	Construct an approx. 11,000 SF skate park with entry seating and shade.	<u>Grants:</u> • State Earmark \$15M  <u>Consultant:</u> Schmidt Design Group (SDG) \$219,393	<ul style="list-style-type: none"> <li>• Obtained additional plan check comments from Building Division and Public Works Dept. and shared with SDG</li> <li>• Coordinated meetings with Public Works plan checkers and design consultants to clarify comments</li> <li>• SDG worked on revising the plans to comply with plan check comments</li> </ul>	<ul style="list-style-type: none"> <li>• Continue project coordination meetings with design team &amp; City staff</li> <li>• Resubmit plans for 3<sup>rd</sup> plan check review</li> <li>• Obtain plan check approval</li> <li>• Begin bid advertisement</li> </ul>



2	<b>Boysen Park Refresh – Phase 2</b> 951 S. State College Blvd.  PM: Naomi	Transform the northern 4.5-acres of Boysen Park, including an expanded parking lot, basketball courts, shaded picnic areas, renovated playground, new restroom, new landscaping, and other park amenities.	<u>Grants:</u> • State Earmark \$15M • Land and Water Conservation Fund (LWCF) \$5,728,155 requested  <u>Consultant:</u> PBLA Engineering, Inc. \$698,766	<ul style="list-style-type: none"> <li>• Council approved Design Contract with PBLA on Dec. 9</li> <li>• Issued Notice to Proceed to PBLA and held project kick-off meeting</li> <li>• Design team began utility confirmations, survey verification and hazardous materials testing</li> <li>• Held first progress meeting with design team</li> </ul>	<ul style="list-style-type: none"> <li>• Design team to complete preliminary site investigations</li> <li>• Complete Geotechnical investigation</li> <li>• Begin Design Development</li> </ul>
---	---	--	--	--	--



**COMMUNITY SERVICES CAPITAL PROJECTS PROGRESS REPORT - As of January 22, 2026**

	<b>PROJECT</b>	<b>SCOPE</b>	<b>FUNDING ACTIVITY</b>	<b>RECENT ACCOMPLISHMENTS</b>	<b>NEXT STEPS</b>
3	<b>Brookhurst Splash Pad</b> 2271 W Crescent Ave.  PM: Jodi	Install a splash pad at Brookhurst Park.	<u>Grants:</u> CDBG \$800,000  <u>Consultant:</u> David Volz Design (DVD) \$201,642  <u>Contractor:</u> Developers General Contracting, Inc. (DGC) \$1,376,988	<ul style="list-style-type: none"> <li>• Council approved construction contract with Developers General Contracting Inc. (DGC) on Dec. 9</li> <li>• Issued a notice of Award to DGC and sent contract for review and signature</li> <li>• Held Pre-construction meeting with the contractor, design team, and City staff</li> </ul>	<ul style="list-style-type: none"> <li>• Review bonds, submittals, and execute contract</li> <li>• Obtain Agreement for Tribal monitor</li> <li>• Issue Notice to Proceed</li> <li>• Begin construction</li> </ul>



4	<b>Energy Field Improvements</b> 1625 S Ninth St.  PM: Naomi	Replace existing artificial turf with irrigation and grass and other related improvements.	<u>Grants:</u> Anaheim Public Utilities \$1M  <u>Consultant:</u> TBD	<ul style="list-style-type: none"> <li>• Continued to communicate with SoCal Edison (SCE) regarding their easement requirements</li> <li>• Held on-site meeting with a design/build firm to explore feasibility and cost</li> </ul>	<ul style="list-style-type: none"> <li>• Organize and hold a community meeting to obtain feedback on desired improvements</li> </ul>
---	---	--	---	---	--



**COMMUNITY SERVICES CAPITAL PROJECTS PROGRESS REPORT - As of January 22, 2026**

	<b>PROJECT</b>	<b>SCOPE</b>	<b>FUNDING ACTIVITY</b>	<b>RECENT ACCOMPLISHMENTS</b>	<b>NEXT STEPS</b>
5	<p><b>La Palma Park Improvements</b> 1151 N La Palma Park Way</p> <p>PM: Jodi</p>	<p>Improve approx. 10.5-acres of the west side of La Palma Park with three (3) soccer fields, new lighting, playground, exercise equipment, open air arena, restroom building, landscaping &amp; irrigation, and other supporting park amenities.</p>	<p><u>Grants:</u></p> <ul style="list-style-type: none"> <li>Federal Earmark \$2M</li> <li>Outdoor Recreation Legacy Partnership (ORLP) \$6M</li> <li>Rivers and Mountains Conservancy (RMC) \$1.5M</li> </ul> <p><u>Consultant:</u> SWA Group \$1,390,875</p>	<ul style="list-style-type: none"> <li>Obtained, reviewed, and provided comments on 60% design drawings</li> <li>Met with Public Works Facility staff to obtain review comments</li> <li>Reviewed and provided comments on the draft construction cost estimate</li> <li>Held weekly check-in meetings with the design team</li> <li>Met with the consultant to explore value engineering options</li> </ul>	<ul style="list-style-type: none"> <li>Receive and review the 90% design drawings and cost estimate</li> <li>Route plans for other City departmental reviews</li> <li>Identify and apply for additional funding for design and construction</li> </ul>

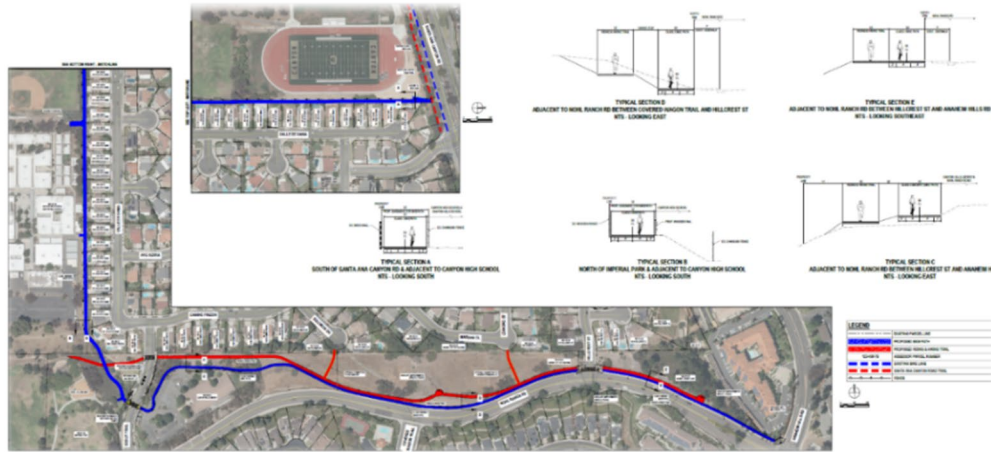


6	<p><b>La Palma Water Treatment Facility Renovation</b> 926 W La Palma</p> <p>PM: Ana</p>	<p>Convert an approx. 14,000 SF area owned by Anaheim Public Utilities (APU) into an outdoor public learning space with seating, art, native landscaping, pathways, educational signs, and other amenities.</p>	<p><u>Grants:</u></p> <p><u>Consultant:</u> Community Works Design Group (CWDG) \$19,680</p>	<ul style="list-style-type: none"> <li>Developed a Master Plan for the improvements</li> <li>Obtained and reviewed five (5) cost proposals from design firms and determined that CWDG was responsive</li> <li>Issued a Notice to Proceed to CWDG</li> <li>Coordinated with APU and provided project updates</li> </ul>	<ul style="list-style-type: none"> <li>Schedule and hold a project kick-off meeting with consultants and APU partners</li> <li>Obtain updated site survey</li> <li>Begin Design Development</li> </ul>
---	--	---	--	--	--



**COMMUNITY SERVICES CAPITAL PROJECTS PROGRESS REPORT - As of January 22, 2026**

	<b>PROJECT</b>	<b>SCOPE</b>	<b>FUNDING ACTIVITY</b>	<b>RECENT ACCOMPLISHMENTS</b>	<b>NEXT STEPS</b>
7	<b>Nohl Ranch Trail</b>  PM: Naomi	Development of new trail from Anaheim Hills Road to Imperial Highway.	<u>Grants:</u> Orange County Transportation Authority (OCTA) \$3,358,714  <u>Consultant:</u> Kreuzer Consulting and LSA	<ul style="list-style-type: none"> <li>Design team began working on design drawings</li> <li>LSA continued to work on environmental documents and PES submittal to Caltrans</li> </ul>	<ul style="list-style-type: none"> <li>Obtain 95% design drawing submittal by the end of February</li> <li>Identify and apply for additional funding for design &amp; construction</li> <li>Submit plans to School District for easement discussion and dedication</li> </ul>



8	<b>OC River Walk</b> Connect Anaheim Coves to Orangewood Avenue, approximately 2-miles  PM: JJ & Ana	Transform 2-miles of the Santa Ana River Corridor between Orangewood and Anaheim Coves into an iconic destination for recreation and entertainment. While continuing to serve as flood control infrastructure, the project will recharge the aquifer, improve connectivity, recreation, aesthetics, and ecology of the river. <a href="http://Ocriverwalk.com">Ocriverwalk.com</a>	<u>Grants:</u> <ul style="list-style-type: none"> <li>State Coastal Conservancy (SCC) - \$5M + \$1.2M</li> <li>Federal RAISE grant - \$1.9M</li> <li>Federal Earmark (bridge) \$1,666,279</li> <li>Federal OCTA SCAG - \$7M</li> <li>Federal Earmark \$1.2M <u>requested</u></li> </ul> <u>Consultant:</u> PACE \$7,930,627	<ul style="list-style-type: none"> <li>Obtained Council certification of Final EIR (FEIR), adoption of the Findings of Fact, and adoption of the Mitigation Monitoring Plan (MMP) and obtained Council approval on OCWD MOU on Dec 9</li> <li>Executed the OCWD MOU</li> <li>Notified of \$7M Federal OCTA SCAG grant award</li> <li>Filed the Certified and Approved FEIR with the County and State Clearinghouse</li> <li>Continued to work on National Environmental Policy Act (NEPA) documents and coordinate with Caltrans</li> </ul>	<ul style="list-style-type: none"> <li>Continue to work with consultants and project partners</li> <li>Continue to work with Caltrans on NEPA documents</li> </ul>
---	---	---	---	---	--



*Take me to the River*

ocriverwalk.com

**MEMORANDUM OF UNDERSTANDING**

By and Between

THE ORANGE COUNTY WATER DISTRICT

And

THE CITY OF ANAHEIM

For

**OC RIVER WALK**

**FINAL**

**Environmental Impact Report No. 357**

**OC River Walk Project**

November 2025

Prepared for:



City of Anaheim  
Community Services Department, Parks Division  
200 South Anaheim Boulevard, Suite 433  
Anaheim, California 92805  
Contact: Ana Straabe, Principal Project Planner  
(714) 765-4463  
AStraabe@anaheim.net

**COMMUNITY SERVICES CAPITAL PROJECTS PROGRESS REPORT - As of January 22, 2026**

	<b>PROJECT</b>	<b>SCOPE</b>	<b>FUNDING ACTIVITY</b>	<b>RECENT ACCOMPLISHMENTS</b>	<b>NEXT STEPS</b>
9	<b>OCVIBE – Meadow Park</b>  PM: JJ & Ana	Transform an existing parking lot adjacent to ARTIC into an approx. 5-acre public park.	<u>Grants:</u> n/a  <u>Consultant:</u> Fletcher	<ul style="list-style-type: none"> <li>Continued to work with OCVIBE and consultants on the draft Park design</li> </ul>	<ul style="list-style-type: none"> <li>Continue to work with OCVIBE and consultants</li> <li>Maintain coordination with OCVIBE / OC River Walk interface</li> </ul>

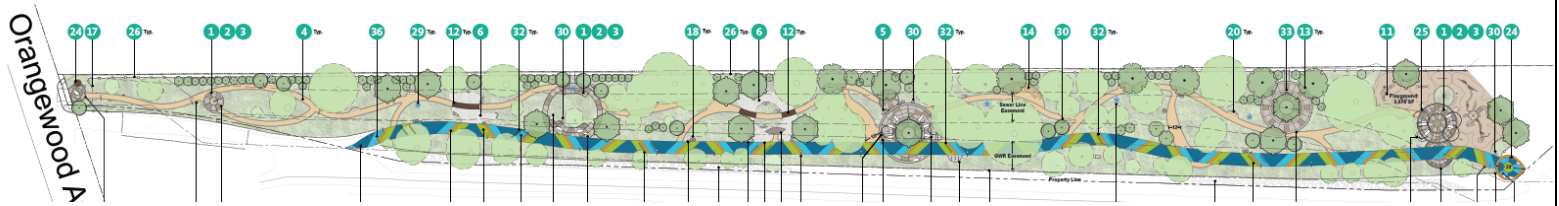


10	<b>Rio Vista Park Improvements</b> 201 N Park Vista St.  PM: Jodi	Demolish existing restroom / utility building and replace with new ADA compliant building along with a new stand-alone shade structure and upgraded adjacent hardscape.	<u>Grants:</u> CDBG \$650,000  <u>Consultant:</u> Geosyntec \$60,495  <u>Contractor:</u> Aster Construction Services, Inc. (ACS) \$2,084,225	<ul style="list-style-type: none"> <li>Construction is on-going</li> <li>Obtained and passed electrical inspection from the Building Division</li> <li>Held site visit and pre-inspection of improvements</li> <li>Contractor worked on:               <ul style="list-style-type: none"> <li>Cabinetry</li> <li>Site drainage</li> <li>Irrigation</li> <li>Interior finishings</li> <li>Concrete hardscape install</li> <li>Finished interior flooring</li> </ul> </li> </ul>	<ul style="list-style-type: none"> <li>Install shade structure</li> <li>Complete hardscape installation</li> <li>Complete landscape and irrigation installation</li> <li>Continue weekly construction meetings, daily coordination, and review of submittals</li> <li>Complete construction</li> </ul>
----	--	---	---	--	--



**COMMUNITY SERVICES CAPITAL PROJECTS PROGRESS REPORT - As of January 22, 2026**

	<b>PROJECT</b>	<b>SCOPE</b>	<b>FUNDING ACTIVITY</b>	<b>RECENT ACCOMPLISHMENTS</b>	<b>NEXT STEPS</b>
11	<b>River Park</b> 2445 E Orangewood Ave.  PM: Naomi	Develop an approx. 3.3-acre site purchased from the County of Orange into Anaheim's 69 <sup>th</sup> park.	<u>Grants:</u> <ul style="list-style-type: none"> <li>• Land and Water Conservation Fund (LWCF) \$1.9M</li> <li>• Environmental Enhancement &amp; Mitigation (EEMP) \$750,000</li> <li>• State Coastal Conservancy (SCC) \$2M</li> <li>• Rivers and Mountains Conservancy (RMC) \$750,000</li> </ul> <u>Consultant:</u> Schmidt Design Group \$413,951	<ul style="list-style-type: none"> <li>• Received revised plans from consultant and submitted to Building Division and Public Works Dept. for additional plan check</li> <li>• Obtained confirmation from Orange County Water District that they will abandon and remove their water well from the site</li> <li>• Received revised interpretive sign designs for review</li> </ul>	<ul style="list-style-type: none"> <li>• Obtain plan check comments and / or approval from Building Division and Public Works Dept.</li> <li>• Review and provide comments on the five (5) interpretive sign designs</li> <li>• Finalize construction specifications document</li> <li>• Begin bid advertisement</li> </ul>



\*All projects are funded through park developer fees unless otherwise specified\*