



CITY OF NAMPA
Special Council Meeting
February 16, 2023
City Hall – 411 Third Street South
Livestreaming at <https://livestream.com/cityofnampa>
7:00 AM

Call to Order

Invocation and Pledge to Flag

Roll Call

(1) New Business

- 1-1. **Discussion:** Potential Allocation of the Republic Services alternative fuels tax credit rebate (Rick Hogaboam, Mayor’s Office)
 - 1-2. **Discussion:** Townhouse Development Parking (Rodney Ashby, Planning & Zoning)
 - 1-3. **Discussion:** Public Works Federal Grant Pursuits (Lauren Locklear, Strategic Initiative)
 - 1-4. **Discussion:** AARP Livability Report (Rick Hogaboam, Mayor’s Office)
 - 1-5. **Discussion:** Legislative or Other Updates (Rick Hogaboam, Mayor’s Office)
-

Adjournment

Next Meeting

Regular Council at 5:30 PM – Tuesday, February 21, 2023 - City Council Chambers

- ◆ Individuals, who require language interpretation or special assistance to accommodate physical, vision, hearing impairments, please contact the City Clerk’s Office at Nampa City Hall, (208) 468-5415. Requests should be made at least five (5) days prior to the meeting to allow time to arrange accommodations
- ◆ Any invocation that may be offered before the official start of the Council meeting shall be the voluntary offering of a private citizen, to and for the benefit of the Council. The views or beliefs expressed by the invocation speaker have not been previously reviewed or approved by the Council and do not necessarily represent the religious beliefs or views of the Council in part or as a whole. No member of the community is required to attend or participate in the invocation and such decision will have no impact on their right to participate actively in the business of the Council. Copies of the policy governing invocations and setting forth the procedure to have a volunteer deliver an invocation are available upon written request submitted to the City Clerk



Sustainability in Action

To:	Nampa Mayor Debbie Kling
From:	Rachele Klein – Municipal Services Manager
cc:	Nampa City Council, Doug Racine – Director of Finance
Date:	January 20, 2023
Re:	Nampa Alternative Fuel Rebate 2022

Dear Mayor Kling and Nampa City Council,

Since 2015, Republic Services and the City of Nampa have benefitted from federal law that rebates federal fuel taxes paid on clean fuels like renewable natural gas (RNG). Republic Services' Treasure Valley fleet, including trucks serving Nampa residents and businesses, runs on locally sourced, carbon negative RNG.

Republic Services believes it is appropriate to transmit the tax credit rebate funds back to our municipal partners in the communities where the credits were generated. Each city receives a refund based on the number of diesel gallon equivalents (DGEs) used to operate their municipal fleet during the previous year. This year, Nampa will receive \$76,371.00. The funds will be delivered the first week of February 2023. Since 2015, Republic Services has returned \$397,294.00 in federal tax credit rebates to Nampa.

These rebates are made possible because of strong municipal partnerships and our shared commitment to clean air. The RNG we use here in Idaho is derived from two dairy digesters in the Magic Valley. These dairies capture otherwise problematic methane and purify it to pipeline quality where it is made available to be used as a transportation fuel. This non-petroleum-based fuel has the lowest carbon intensity of all commercially available fuels.

We continue to be vigilant in reducing our environmental impact, and recently added electric refuse trucks to our Idaho fleet. By the end of 2023 we will have ten zero-emission electric trucks operating in the Treasure Valley. We are leading the solid waste industry in the successful deployment of class 8 electric refuse trucks. If you would like to schedule a ride-along in one of these new trucks, or a day on the street with a driver to observe operations firsthand, please let us know.

We appreciate the opportunity to serve the Nampa community and look forward to continuing our partnership in the years ahead.

Sincerely,
Rachele Klein
Republic Services of Idaho
rklein@republicservices.com/208-283-0624

February 16, 2023 - City Council Workshop

Staff Report

Rodney Ashby, AICP - Director of Nampa Planning & Zoning Department

History: Previous requests for townhouse subdivisions have come to City Council with no, to minimal guest parking. Though this is also true of single-family detached subdivisions, there are unique challenges to townhouse subdivisions. First, the lots are typically smaller and provide less room for parking on each parcel than typical single-family detached subdivisions. Second, because of the narrowness of the parcels, there is less space for on-street parking in front of the townhouses (smaller landscaped yard width).

Purpose/Request: At the direction of Mayor Kling, staff is bringing two options for council to consider. Based on the direction received, Planning & Zoning staff will draft code for consideration at a future Public Hearing.

Proposal/Alternatives:

1. Match the requirements for Multiple-Family residential parking...

Dwelling, two-family or multiple-family developments	See 10-15-7.G: for an exceptions & standards in the DH zone. 1 Bed – 1.5 per dwelling unit with one covered space 2+ Beds – 2 per dwelling unit with one covered space .25 spaces per dwelling unit for guest parking Leasing tenants shall not be charged a separate fee for any required parking. Covered spaces shall be reserved for each specified dwelling unit. Garages may be used in the calculation for required parking only if the lease states that a garage space must be used for parking a vehicle. The management company for the rental units shall be responsible for ensuring compliance.
---	---

2. Keep the Single-Family Dwelling standards of 2 per dwelling unit but add an additional .25 (or greater) spaces for guest parking.
3. Require guest parking be placed within a specific distance from each dwelling unit to ensure guest parking isn't placed too far from homes that it becomes not useable.

PUBLIC WORKS FEDERAL GRANT PURSUITS

Mark Steuer, Director of Strategic Initiatives
Lauren Locklear, Strategic Initiatives, Grant Writer

February 16, 2023





OVERVIEW

- Review Nampa's FY22 Grant Pursuits
- Introduction of Federal Program Priorities
- Review "Justice 40 Initiative" law and it's effect on program pursuits
- Review Nampa's Demographics
- Identify how Nampa authentically aligns with Federal Goals

FY22 Grant Pursuits

\$20.8M
submissions
still pending
results

	Project Title	Program	Source	Total Project Cost	Source Contribution	Local Contribution
AWARDED	Northside Blvd & Karcher Rd Intersection	Freight	ITD	\$ 5,370,000.00	\$ 3,970,000.00	\$ 1,400,000.00
	2nd St S Safety Improvements	LHSIP	LHTAC/ITD	\$ 4,021,000.00	\$ 1,500,000.00	\$ 2,600,000.00
	Downtown Revitalization Master Plan	Project Development	COMPASS	\$ 50,000.00	\$ 25,000.00	\$ 25,000.00
	Canyon Street Ped Improvements	TAP	LHTAC	\$ 878,500.00	\$ 814,018.10	\$ 64,481.90
	WWTP Recycled Water Program	Title XVI WIIN	USBR	\$ 12,000,000.00	\$ 3,000,000.00	\$ 9,000,000.00
	North Nampa Revitalization Planning Grant	RAISE	DOT	\$ 5,000,000.00	\$ 5,000,000.00	\$ -
	Sherman Elementary Pedestrian Crossings	Child Ped Improvements	LHTAC	\$ 234,000.00	\$ 234,000.00	\$ -
	N 14th Ave Bridge at Indian Creek	LIB	LHTAC	\$ 2,700,000.00	<i>Cost is an estimate, fully covered by Leading Idaho Governor funding; LHTAC fully</i>	
	Safety Improvement Action Plan	Safe Streets 4 All	DOT	<i>Partner project; Full responsibility of COMPASS to finance</i>		
Pending Results	City of Nampa Turf Removal Water Conservation Rebate Program	Water Efficiency	USBR	\$ 250,000.00	\$ 125,000.00	\$ 125,000.00
	Northside Blvd Corridor Improvements, Karcher to Birch	Public Works Program	EDA	\$ 5,975,000.00	\$ 2,987,500.00	\$ 2,987,500.00
	Middleton Rd Rebuild, Karcher to Flamingo	BIP	DOT	\$ 3,210,000.00	\$ 2,568,000.00	\$ 642,000.00
	Robinson Blvd and Greenhurst Rd Intersection RRX Grade Separation project - Planning Application	Railroad Crossing Elimination Grant Program	FRA	\$ 1,210,000.00	\$ 968,000.00	\$ 242,000.00
	Planning Application: North Nampa Neighborhood Rail Crossing Study – planning activities will analyze all at grade rail crossings and barrier conflicts in the North Nampa Neighborhood to determine how to mitigate transportation issues	Reconnecting Communities Pilot Program	DOT	\$ 2,000,000.00	\$ 1,600,000.00	\$ 400,000.00
	Planning Application: Karcher at I84, Active Transportation Pathway Planning – constructing multi-modal improvements to provide equity mobility for non-vehicular travelers to access the Karcher interchange area businesses both north and south of the freeway	Reconnecting Communities Pilot Program	DOT	\$ 250,000.00	\$ 200,000.00	\$ 50,000.00
	Airport Terminal Building	Airport Terminal Program	FAA	\$ 13,500,000.00	\$ 7,185,000.00	\$ 6,315,000.00
	ITS Planning	Strengthening Mobility & Revolutionizing Transportation (SMART)	DOT	\$ 2,000,000.00	\$ 2,000,000.00	\$ -
	ITS Dynamic Message Signs	(ATTAIN)	DOT	\$ 4,000,000.00	\$ 3,200,000.00	\$ 800,000.00
	Unsuccessful	Irrigation Surface Water Storage	Drought Resiliency	USBR	\$ 8,990,000.00	\$ 4,495,000.00
	Planning Application: Franklin Blvd Rebuild, Industrial to Garry Blvd	BIP	DOT	\$ 300,000.00	\$ 300,000.00	\$ -

\$17.2M AWARDED

Facilitating the
Advancement of Eight
Priority Projects as well as
the development of a
Regional Safety Action Plan

	Total Project Cost	Source Contribution	Local Contribution
TOTALS FROM AWARDED PROJECTS	\$ 30,253,500.00	\$ 17,243,018.10	\$ 13,089,481.90
TOTALS PENDING SUBMISSIONS	\$ 32,395,000.00	\$ 20,833,500.00	\$ 11,561,500.00
TOTALS FROM ALL APPLICATIONS	\$ 62,648,500.00	\$ 35,376,518.10	\$ 24,650,981.90

What are Federal Goals of Equity, Environmental Justice, and contributing to Underserved Area?

Inequality

Unequal access to opportunities



Equity

Custom tools that identify and address inequality




Equality?

Evenly distributed tools and assistance



Justice

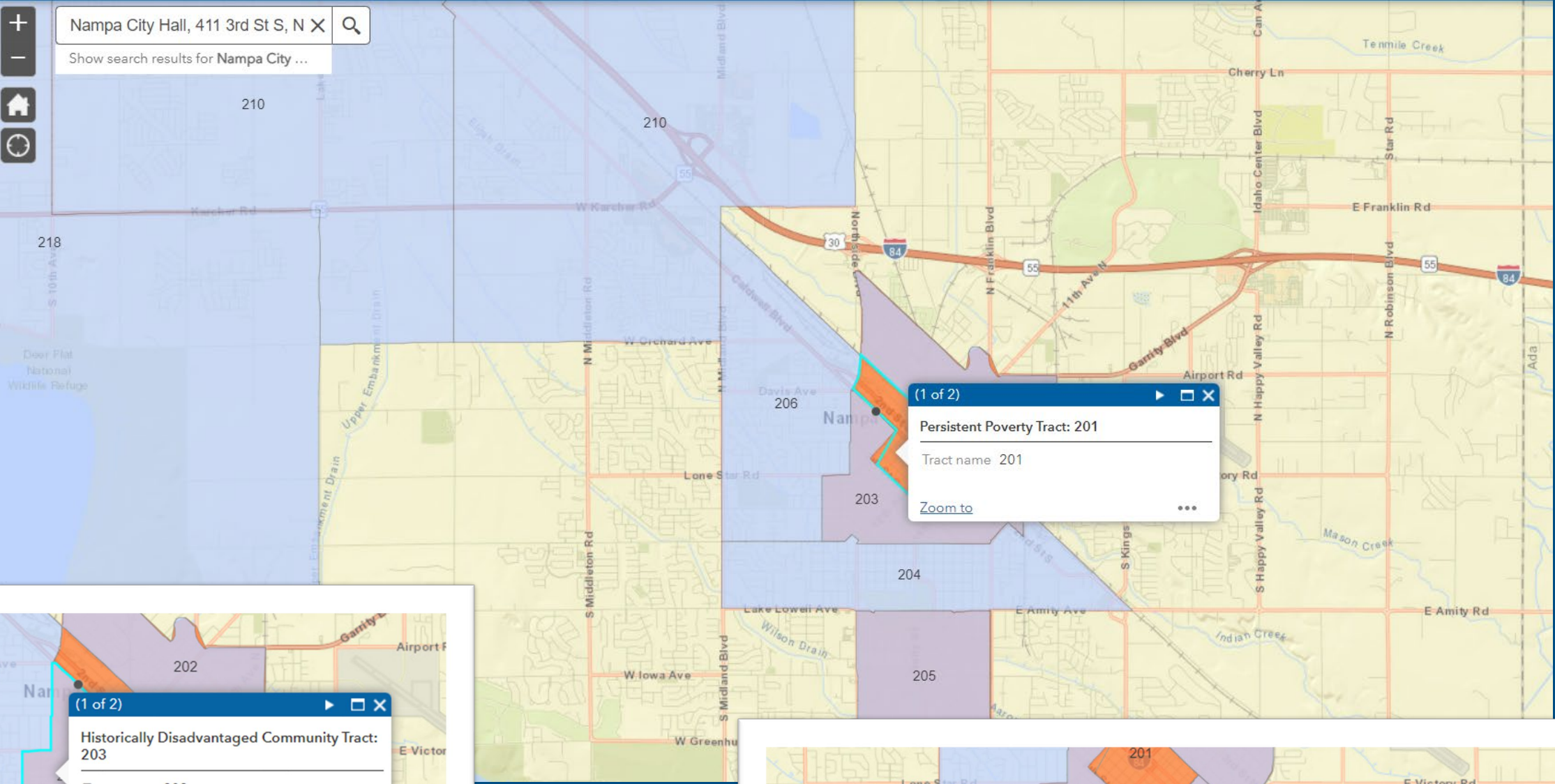
Fixing the system to offer equal access to both tools and opportunities



+
-
Home
Refresh

Nampa City Hall, 411 3rd St S, N X

Show search results for Nampa City ...

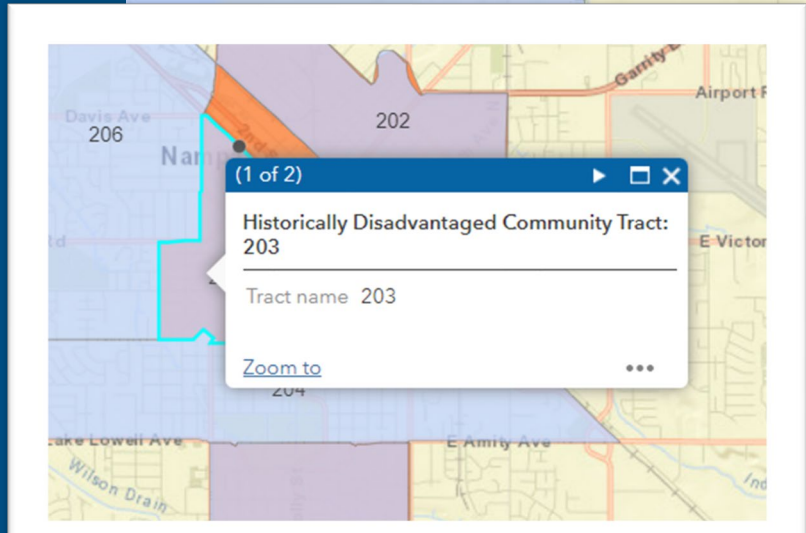


(1 of 2)

Persistent Poverty Tract: 201

Tract name 201

[Zoom to](#)

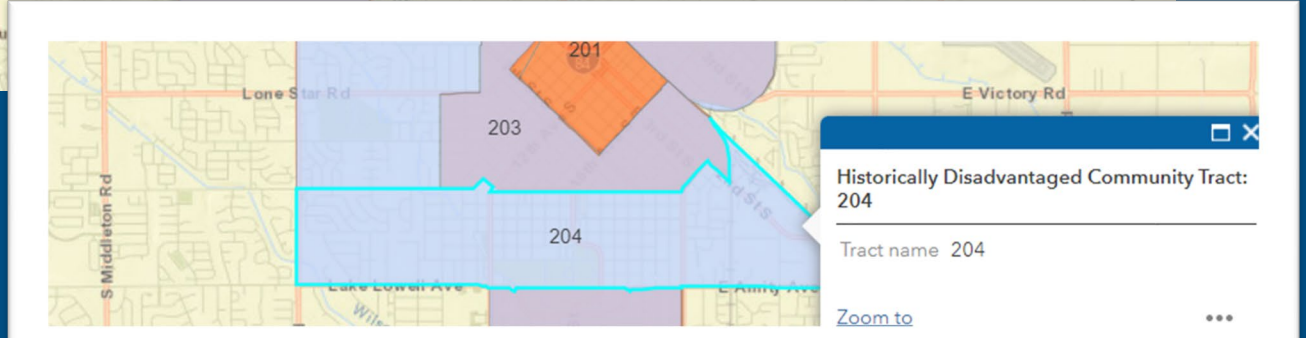


(1 of 2)

Historically Disadvantaged Community Tract: 203

Tract name 203

[Zoom to](#)



Historically Disadvantaged Community Tract: 204

Tract name 204

[Zoom to](#)

Please note: Territory data (except Puerto Rico) is not available as comparable to the US. It is only comparable to the territory itself by using the 'Compare to State' functionality. Likewise, some of the indicators may not be available for territories.

X



Compare to US Compare to State

Environmental Justice Indexes

Supplemental Indexes

Pollution and Sources

Particulate Matter 2.5

Ozone

Diesel Particulate Matter

Air Toxics Cancer Risk

Air Toxics Respiratory HI

Traffic Proximity

Lead Paint

Superfund Proximity

RMP Facility Proximity

Hazardous Waste Proximity

Underground Storage Tanks

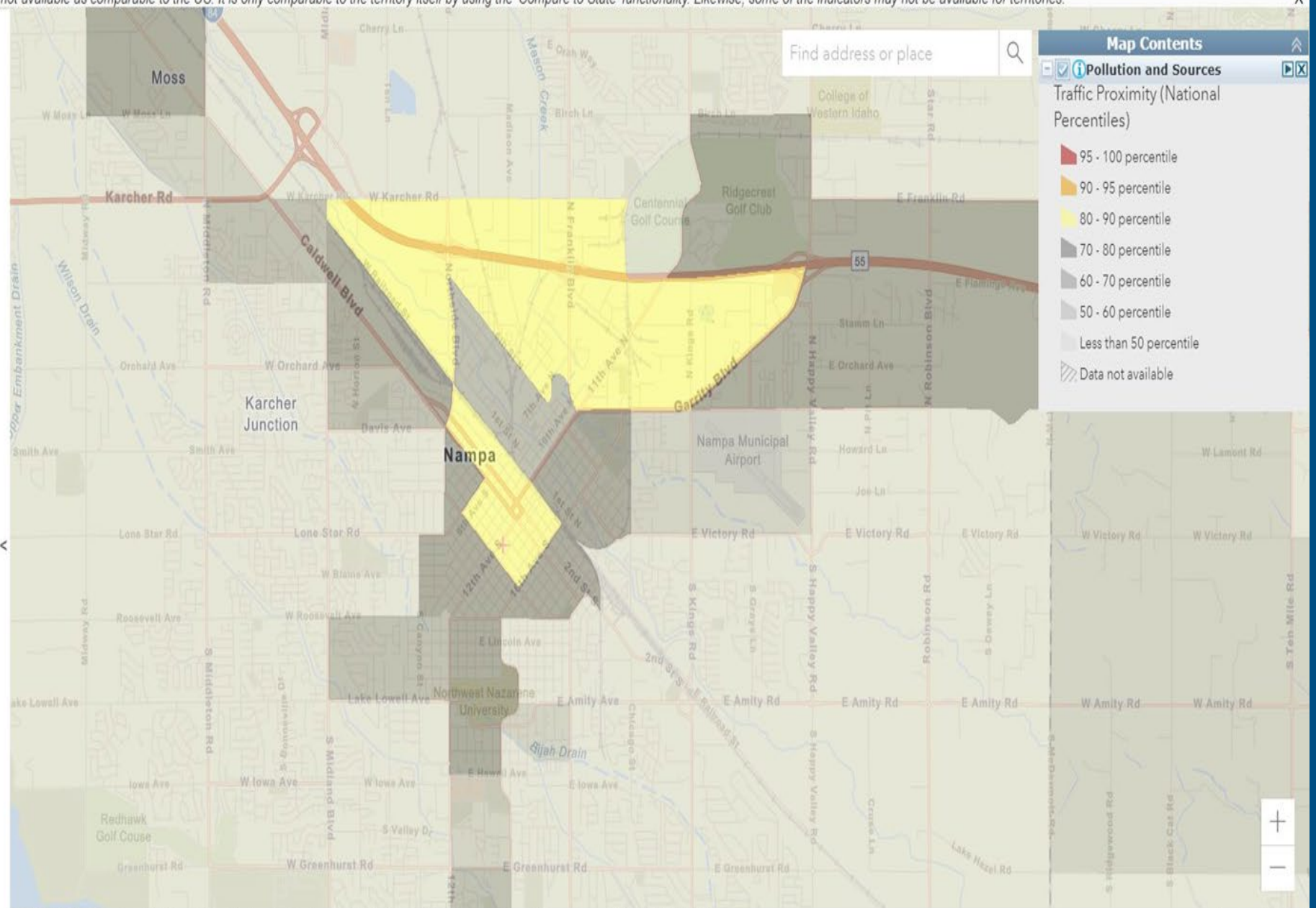
Wastewater Discharge

Socioeconomic Indicators

Health Disparities

Climate Change Data

Critical Service Corridors

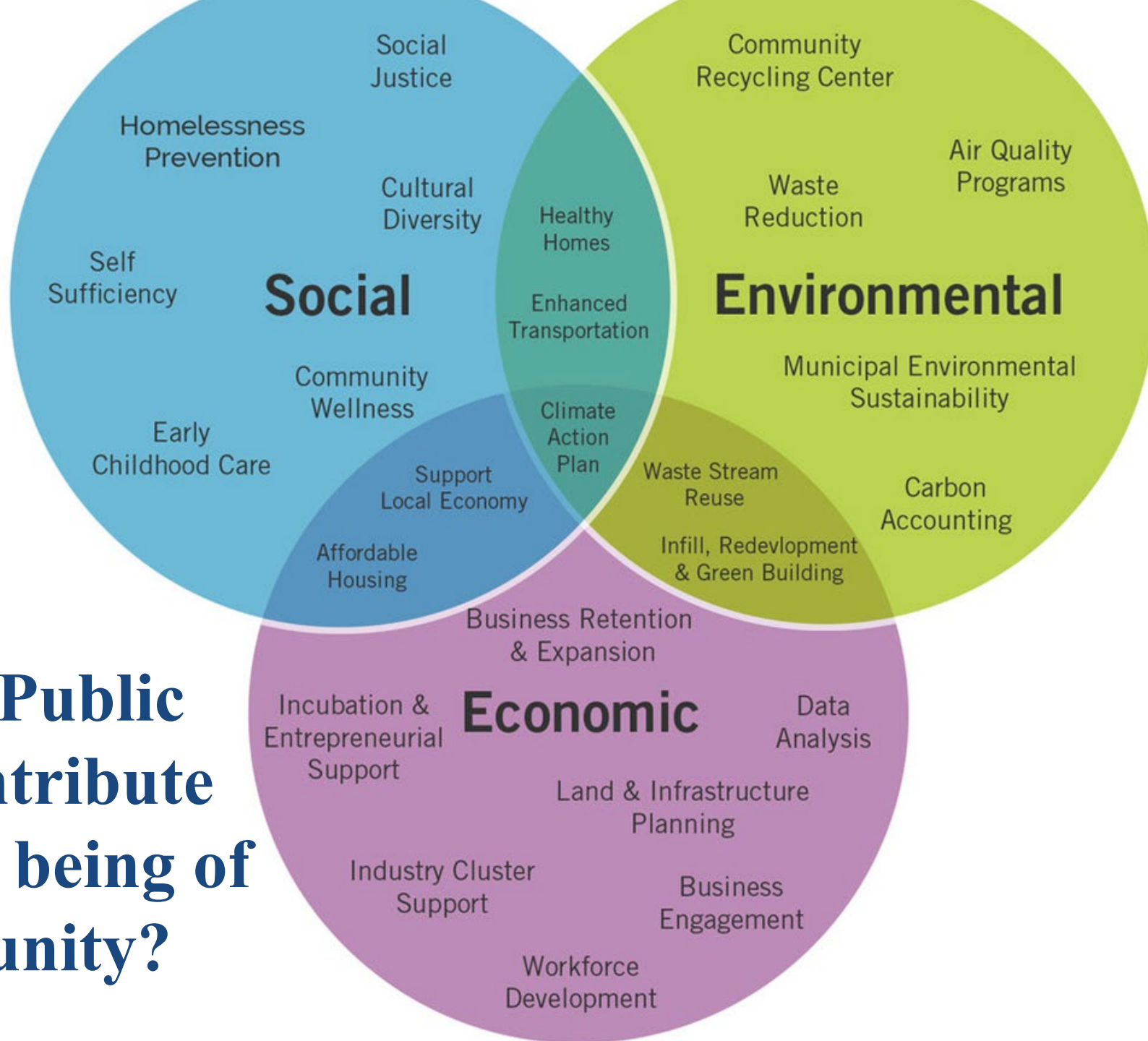


Find address or place



Map Contents

- Pollution and Sources
- Traffic Proximity (National Percentiles)
 - 95 - 100 percentile
 - 90 - 95 percentile
 - 80 - 90 percentile
 - 70 - 80 percentile
 - 60 - 70 percentile
 - 50 - 60 percentile
 - Less than 50 percentile
 - Data not available



How does Public Works contribute to the well being of the community?

How do
Nampa
Goals align
with Federal
Goals? How
do we stay
authentic to
Nampa?





**ITS Technologies,
Traffic Management Center**





Multi-modal & Public Transportation



**Electric
Vehicle
Infrastructure**

**Congestion
Management**





“Active Transportation” Improvements





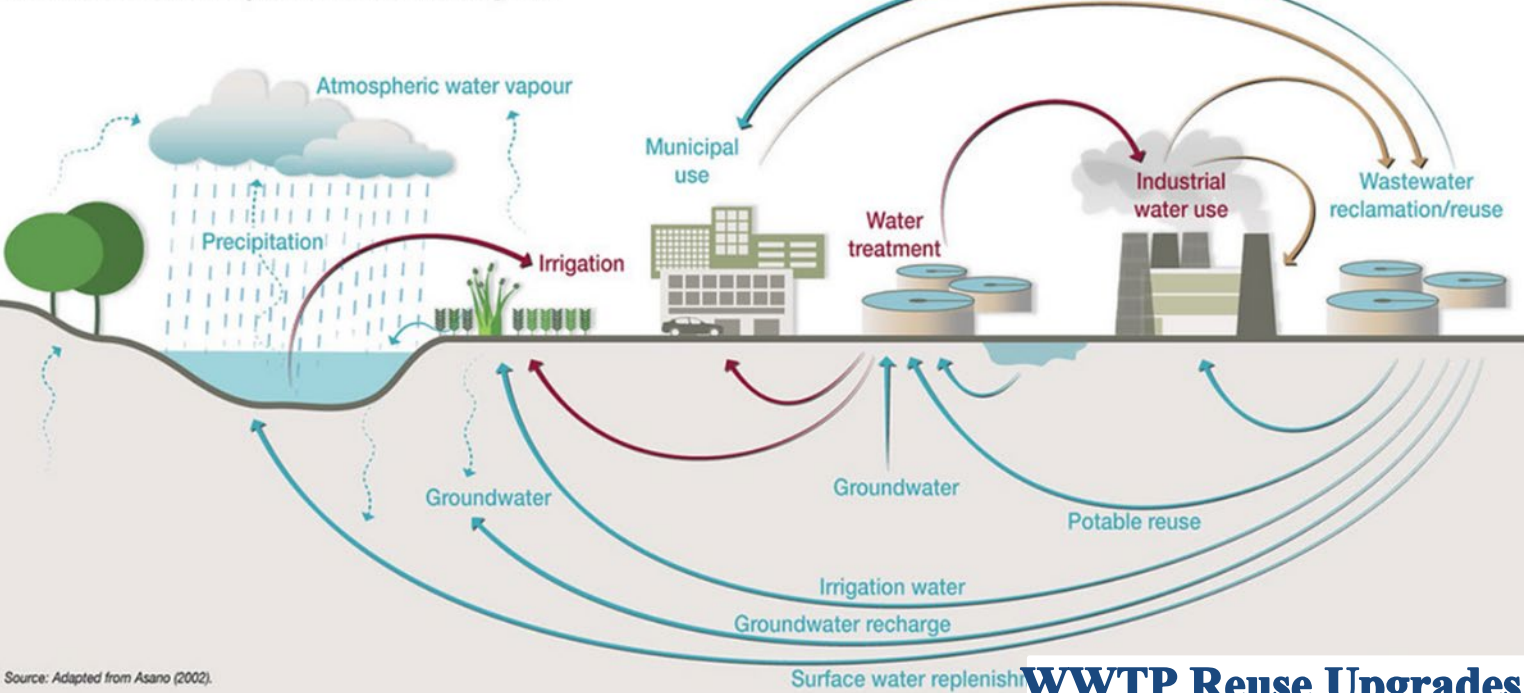
Emergency and Disaster Preparedness

**Water Conservation,
Greenspace,
Public Outreach**



Previous Water Conservation and Landscape Workshop hosted by the City in Collaboration with Local Lawn Care Expert Jos Zamzow

Wastewater reuse as part of natural water cycles



Source: Adapted from Asano (2002).



WWTP Reuse Upgrades, Irrigation Water Storage, Drought Resiliency, Watershed & Wetlands



The Nature Conservancy

Wetlands help absorb, store and slow floodwaters, decreasing the effect of streambank erosion.



At the time of publication, this Item had no supporting documentation.



At the time of publication, this Item had no supporting documentation.